

# 商業動態統計速報

Preliminary Report on  
the Current Survey of Commerce

2022年7月分

July, 2022

2022年8月31日

August 31, 2022

経済産業省大臣官房調査統計グループ

Research and Statistics Department  
Minister's Secretariat  
Ministry of Economy, Trade and Industry

ページ

3 商業販売額の動向

- 4 1.卸売業販売額の動向
- 4 2.小売業販売額の動向
- 6 3.百貨店・スーパー販売額の動向
- 8 4.コンビニエンスストアの動向
- 10 5.家電大型専門店販売額の動向
- 11 6.ドラッグストア販売額の動向
- 12 7.ホームセンター販売額の動向

統計表

- 14 第1表 業種別商業販売額及び前年(度、同期、同月)比増減率
- 16 第2表 業種別商業販売額指数
- 20 第3表 大規模卸売店商品別販売額及び前年(度、同期、同月)比増減率
- 22 第4表 百貨店・スーパー商品別販売額等及び前年(度、同期、同月)比増減率
- 28 第5表 百貨店・スーパー商品別販売額指数
- 30 第6表(1) 百貨店・スーパー経済産業局別、商品別販売額
- 32 (2) 百貨店・スーパー経済産業局別販売額前年(度、同期、同月)比増減率
- 34 第7表(1) 百貨店・スーパー東京特別区・政令指定都市別、商品別販売額
- 36 (2) 百貨店・スーパー東京特別区・政令指定都市別販売額前年(度、同期、同月)比増減率
- 40 第8表 百貨店・スーパー都道府県別販売額及び前年同月比増減率
- 41 第9表 コンビニエンスストア商品別販売額等及び前年(度、同期、同月)比増減率
- 42 第10表 コンビニエンスストア販売額指数
- 45 第11表 コンビニエンスストア経済産業局別販売額等及び前年(度・同期・同月)比増減率
- 47 第12表 コンビニエンスストア都道府県別販売額等及び前年同月比増減率
- 48 第13表 家電大型専門店商品別販売額等及び前年(度、同期、同月)比増減率
- 50 第14表 家電大型専門店経済産業局別販売額等及び前年(度、同期、同月)比増減率
- 51 第15表 家電大型専門店都道府県別販売額等及び前年同月比増減率
- 52 第16表 ドラッグストア商品別販売額等及び前年(度、同期、同月)比増減率
- 53 第17表 ドラッグストア経済産業局別販売額等及び前年(度、同期、同月)比増減率
- 54 第18表 ドラッグストア都道府県別販売額等及び前年同月比増減率
- 55 第19表 ホームセンター商品別販売額等及び前年(度、同期、同月)比増減率
- 56 第20表 ホームセンター経済産業局別販売額等及び前年(度、同期、同月)比増減率
- 57 第21表 ホームセンター都道府県別販売額等及び前年同月比増減率
- 58 第22表 卸売業、小売業別期末商品手持額及び前年同期末比増減率
- 59 付表 リンク係数表
- 64 公表予定

## 商業販売額の動向

2022年7月の商業販売額は48兆9720億円、前年同月比5.0%の増加となった。これを卸売業、小売業別にみると、卸売業は35兆9340億円、同5.9%の増加となった。小売業は13兆380億円、同2.4%の増加となった。

なお、商業販売額の季節調整済前月比は0.0%の横ばいとなった。卸売業は同▲0.8%の低下、小売業は同0.8%の上昇となった。

(単位: 10億円、%) (Billion yen)

| 商業計<br>Commercial Sales |                    |                       | 卸売業<br>Wholesale   |                    |                       | 小売業<br>Retail      |                    |                       |
|-------------------------|--------------------|-----------------------|--------------------|--------------------|-----------------------|--------------------|--------------------|-----------------------|
| 販売額<br>Sales value      | 前年<br>同月比<br>(%)*1 | 季節調整<br>済前月比<br>(%)*2 | 販売額<br>Sales value | 前年<br>同月比<br>(%)*1 | 季節調整<br>済前月比<br>(%)*2 | 販売額<br>Sales value | 前年<br>同月比<br>(%)*1 | 季節調整<br>済前月比<br>(%)*2 |
| 48,972                  | 5.0                | 0.0                   | 35,934             | 5.9                | ▲0.8                  | 13,038             | 2.4                | 0.8                   |

## 商業販売額・前年(度、同期、同月)比増減率及び季節調整済前期(月)比増減率

Commercial sales value and the percentage change from the same month/term of the previous year and seasonal adjustment indices percentage change from the previous term.

(単位: 10億円、%) (billion yen)

| 年月         | 商業計<br>Commercial Sales |              |                       |                    |              |                       |                    |              |                       | Year<br>and<br>Month |
|------------|-------------------------|--------------|-----------------------|--------------------|--------------|-----------------------|--------------------|--------------|-----------------------|----------------------|
|            | 卸売業<br>Wholesale        |              |                       | 小売業<br>Retail      |              |                       |                    |              |                       |                      |
|            | 販売額<br>Sales value      | 前年比<br>(%)*1 | 季節調整<br>済前月比<br>(%)*2 | 販売額<br>Sales value | 前年比<br>(%)*1 | 季節調整<br>済前月比<br>(%)*2 | 販売額<br>Sales value | 前年比<br>(%)*1 | 季節調整<br>済前月比<br>(%)*2 |                      |
| 2019年      | 459,975                 | ▲2.5         | -                     | 314,928            | ▲3.6         | -                     | 145,047            | 0.1          | -                     | C.Y. 2019            |
| 2020       | 503,116                 | ▲9.5         | -                     | 356,658            | ▲12.2        | -                     | 146,457            | ▲3.2         | -                     | 2020                 |
| 2021       | 551,910                 | 6.0          | -                     | 401,448            | 7.7          | -                     | 150,462            | 1.9          | -                     | 2021                 |
| 2019年度     | 464,402                 | ▲3.3         | -                     | 319,194            | ▲4.7         | -                     | 145,208            | ▲0.4         | -                     | F.Y. 2019            |
| 2020       | 518,506                 | ▲8.8         | -                     | 370,647            | ▲11.3        | -                     | 147,858            | ▲2.8         | -                     | 2020                 |
| 2021       | 559,995                 | 8.0          | -                     | 409,413            | 10.5         | -                     | 150,582            | 1.8          | -                     | 2021                 |
| 2021年 4~6月 | 132,831                 | 11.9         | 0.3                   | 96,380             | 14.1         | 1.2                   | 36,451             | 6.5          | ▲0.8                  | Q2 2021              |
| 7~9        | 136,760                 | 7.6          | 2.1                   | 99,956             | 10.9         | 2.4                   | 36,804             | ▲0.4         | 0.5                   | Q3                   |
| 10~12      | 148,258                 | 6.9          | 1.6                   | 108,280            | 9.1          | 1.3                   | 39,978             | 1.3          | 1.5                   | Q4                   |
| 2022年 1~3月 | 142,146                 | 6.0          | 2.2                   | 104,797            | 8.2          | 3.6                   | 37,349             | 0.3          | ▲0.9                  | Q1 2022              |
| 4~6        | 142,170                 | 7.0          | 1.1                   | 104,707            | 8.6          | 1.3                   | 37,463             | 2.8          | 1.8                   | Q2                   |
| 2021年 5月   | 41,675                  | 14.3         | ▲1.8                  | 29,715             | 16.9         | ▲1.7                  | 11,959             | 8.3          | 0.1                   | May 2021             |
| 6          | 45,776                  | 10.3         | 2.5                   | 33,477             | 14.6         | 2.6                   | 12,299             | 0.1          | 1.1                   | Jun.                 |
| 7          | 46,646                  | 9.7          | 0.7                   | 33,918             | 12.7         | 1.3                   | 12,728             | 2.4          | ▲0.4                  | Jul.                 |
| 8          | 43,656                  | 6.9          | ▲0.3                  | 31,631             | 11.3         | ▲0.8                  | 12,025             | ▲3.2         | ▲0.4                  | Aug.                 |
| 9          | 46,458                  | 6.2          | 1.5                   | 34,406             | 8.7          | 1.4                   | 12,051             | ▲0.5         | 1.0                   | Sep.                 |
| 10         | 46,949                  | 5.2          | 0.6                   | 34,408             | 6.9          | 0.2                   | 12,541             | 0.9          | 0.7                   | Oct.                 |
| 11         | 48,367                  | 9.4          | 0.3                   | 35,561             | 12.3         | 0.7                   | 12,806             | 1.9          | 0.7                   | Nov.                 |
| 12         | 52,942                  | 6.2          | ▲0.3                  | 38,310             | 8.3          | ▲0.2                  | 14,631             | 1.2          | ▲0.4                  | Dec.                 |
| 2022年 1月   | 44,287                  | 6.9          | 1.6                   | 32,048             | 9.2          | 3.7                   | 12,238             | 1.1          | ▲0.9                  | Jan. 2022            |
| 2          | 44,648                  | 6.0          | ▲0.4                  | 33,125             | 8.6          | ▲1.7                  | 11,523             | ▲0.9         | ▲0.9                  | Feb.                 |
| 3          | 53,212                  | 5.4          | 2.8                   | 39,623             | 7.2          | 2.9                   | 13,588             | 0.7          | 1.7                   | Mar.                 |
| 4          | 47,983                  | 5.7          | ▲1.6                  | 35,410             | 6.7          | ▲1.3                  | 12,572             | 3.1          | 1.0                   | Apr.                 |
| 5          | 45,264                  | 8.6          | 0.6                   | 32,863             | 10.6         | 0.3                   | 12,401             | 3.7          | 0.7                   | May                  |
| 6          | 48,923                  | 6.9          | 1.7                   | 36,434             | 8.8          | 3.2                   | 12,489             | 1.5          | ▲1.3                  | Jun.                 |
| 7          | 48,972                  | 5.0          | 0.0                   | 35,934             | 5.9          | ▲0.8                  | 13,038             | 2.4          | 0.8                   | Jul.                 |

注: 前年(度、同期、同月)比増減率は、ギャップを調整するリンク係数(付表参照)で処理した数値で計算している。

Note: The percentage change from the same month/term of the previous year is calculated using the linked coefficient to adjust for discrepancies Refer to the Appendix table

\*1 Sales Value percentage change from the same month/term of the previous year

\*2 Seasonal adjustment indices percentage change from the previous month (C Y 2015=100)

## 1. 卸売業販売額の動向

卸売業を業種別にみると、鉱物・金属材料卸売業が前年同月比31.2%の増加、農畜産物・水産物卸売業が同7.1%の増加、化学製品卸売業が同6.6%の増加、繊維品卸売業が同5.3%の増加、各種商品卸売業が同5.0%の増加、食料・飲料卸売業が同3.6%の増加、衣服・身の回り品卸売業が同2.5%の増加、医薬品・化粧品卸売業が同1.8%の増加、その他の卸売業が同1.3%の増加となった。

一方、建築材料卸売業が同▲4.6%の減少、機械器具卸売業が同▲2.6%の減少、家具・建具・じゅう器卸売業が同▲0.7%の減少となった。

**大規模卸売店販売額**は12兆8449億円、前年同月比15.6%の増加となった。

これを商品別にみると、石油・石炭が同75.7%の増加、繊維品が同20.5%の増加、一般機械器具が同20.3%の増加、化学製品が同19.5%の増加、鉄鋼が同15.4%の増加などとなった。

### 主要卸売業の前年同月比増減率

(単位：%)

| 卸売業 | 各種商品卸売業 | 農畜産物・水産物卸売業 | 食料・飲料卸売業 | 鉱物・金属材料卸売業 | 機械器具卸売業 | 医薬品・化粧品卸売業 |
|-----|---------|-------------|----------|------------|---------|------------|
| 5.9 | 5.0     | 7.1         | 3.6      | 31.2       | ▲2.6    | 1.8        |

## 2. 小売業販売額の動向

小売業を業種別にみると、その他小売業が前年同月比9.1%の増加、医薬品・化粧品小売業が同8.6%の増加、燃料小売業が同8.1%の増加、各種商品小売業（百貨店など）が同4.6%の増加、織物・衣服・身の回り品小売業が同1.2%の増加、飲食料品小売業が同0.4%の増加となった。

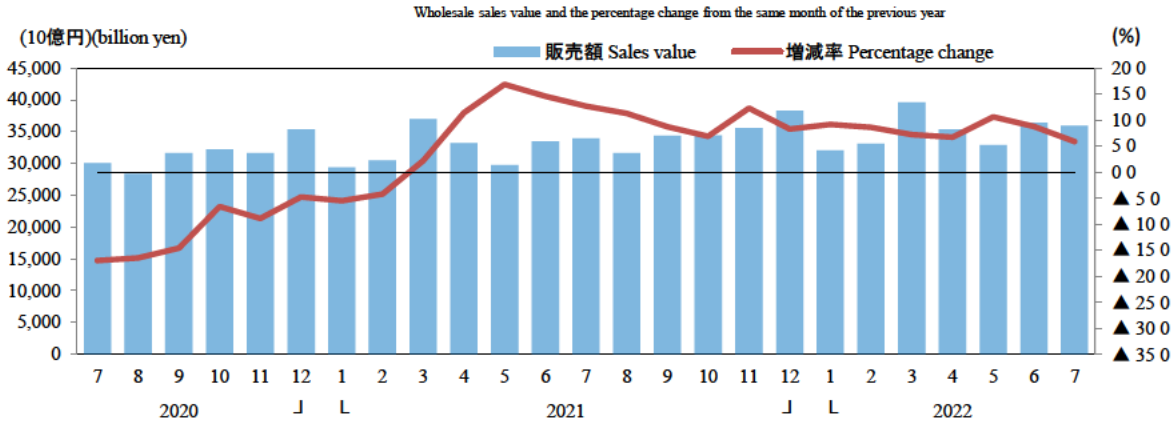
一方、機械器具小売業が同▲5.5%の減少、自動車小売業が同▲2.4%の減少、無店舗小売業が同▲2.2%の減少となった。

### 小売業の前年同月比増減率

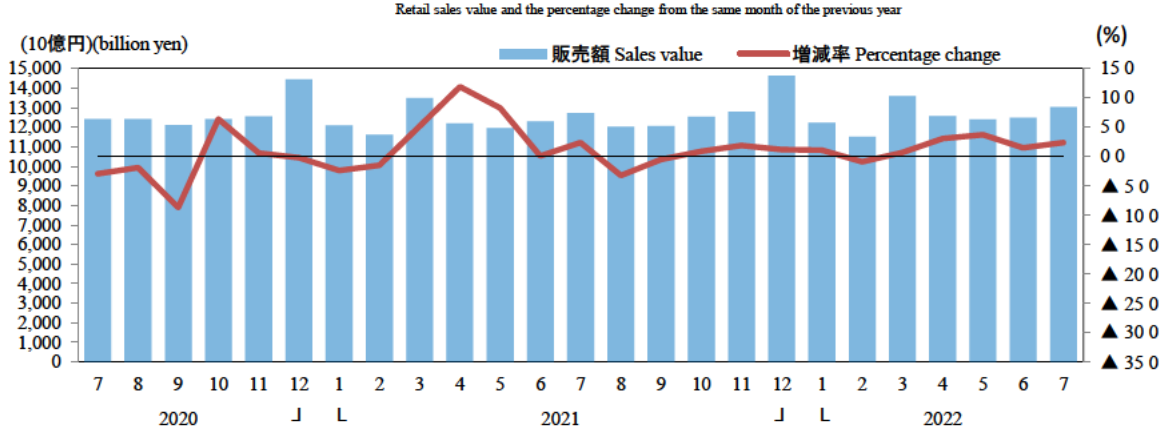
(単位：%)

| 小売業 | 各種商品小売業 | 織物・衣服・身の回り品小売業 | 飲食料品小売業 | 自動車小売業 | 機械器具小売業 | 燃料小売業 | 医薬品・化粧品小売業 | その他小売業 | 無店舗小売業 |
|-----|---------|----------------|---------|--------|---------|-------|------------|--------|--------|
| 2.4 | 4.6     | 1.2            | 0.4     | ▲2.4   | ▲5.5    | 8.1   | 8.6        | 9.1    | ▲2.2   |

### 卸売業販売額・前年同月比増減率の推移



### 小売業販売額・前年同月比増減率の推移



### 卸売業販売額・大規模卸売店販売額・小売業販売額及び前年(度、同期、同月)比増減率

Sales value of wholesale, large-scale wholesale and retail and the percentage change from the same month/term of previous year

(単位: 10億円、%) (billion yen)

| 年月         | 卸売業<br>Wholesale   |            | 大規模卸売店<br>Large-scale wholesale |            | 小売業<br>Retail      |            | Year and Month |
|------------|--------------------|------------|---------------------------------|------------|--------------------|------------|----------------|
|            | 販売額<br>Sales value | 前年比<br>(%) | 販売額<br>Sales value              | 前年比<br>(%) | 販売額<br>Sales value | 前年比<br>(%) |                |
|            | 2019年              | 314,928    | ▲3.6                            | 115,578    | ▲4.2               | 145,047    |                |
| 2020       | 356,658            | ▲12.2      | 110,639                         | ▲9.7       | 146,457            | ▲3.2       | 2020           |
| 2021       | 401,448            | 7.7        | 130,166                         | 16.3       | 150,462            | 1.9        | 2021           |
| 2019年度     | 319,194            | ▲4.7       | 114,478                         | ▲5.5       | 145,208            | ▲0.4       | F.Y. 2019      |
| 2020       | 370,647            | ▲11.3      | 112,312                         | ▲7.8       | 147,858            | ▲2.8       | 2020           |
| 2021       | 409,413            | 10.5       | 136,075                         | 21.2       | 150,582            | 1.8        | 2021           |
| 2021年 4~6月 | 96,380             | 14.1       | 31,024                          | 22.7       | 36,451             | 6.5        | Q2 2021        |
| 7~9        | 99,956             | 10.9       | 33,162                          | 22.2       | 36,804             | ▲0.4       | Q3             |
| 10~12      | 108,280            | 9.1        | 35,877                          | 20.5       | 39,978             | 1.3        | Q4             |
| 2022年 1~3月 | 104,797            | 8.2        | 36,011                          | 19.6       | 37,349             | 0.3        | Q1 2022        |
| 4~6        | 104,707            | 8.6        | 36,866                          | 18.8       | 37,463             | 2.8        | Q2             |
| 2021年 5月   | 29,715             | 16.9       | 9,595                           | 28.0       | 11,959             | 8.3        | May 2021       |
| 6          | 33,477             | 14.6       | 10,833                          | 22.3       | 12,299             | 0.1        | Jun.           |
| 7          | 33,918             | 12.7       | 11,114                          | 25.1       | 12,728             | 2.4        | Jul.           |
| 8          | 31,631             | 11.3       | 10,593                          | 23.6       | 12,025             | ▲3.2       | Aug.           |
| 9          | 34,406             | 8.7        | 11,455                          | 18.2       | 12,051             | ▲0.5       | Sep.           |
| 10         | 34,408             | 6.9        | 11,440                          | 19.4       | 12,541             | 0.9        | Oct.           |
| 11         | 35,561             | 12.3       | 11,772                          | 24.7       | 12,806             | 1.9        | Nov.           |
| 12         | 38,310             | 8.3        | 12,665                          | 17.7       | 14,631             | 1.2        | Dec.           |
| 2022年 1月   | 32,048             | 9.2        | 11,055                          | 20.9       | 12,238             | 1.1        | Jan. 2022      |
| 2          | 33,125             | 8.6        | 11,239                          | 21.6       | 11,523             | ▲0.9       | Feb.           |
| 3          | 39,623             | 7.2        | 13,717                          | 17.0       | 13,588             | 0.7        | Mar.           |
| 4          | 35,410             | 6.7        | 12,004                          | 13.3       | 12,572             | 3.1        | Apr.           |
| 5          | 32,863             | 10.6       | 11,759                          | 22.5       | 12,401             | 3.7        | May            |
| 6          | 36,434             | 8.8        | 13,104                          | 21.0       | 12,489             | 1.5        | Jun.           |
| 7          | 35,934             | 5.9        | 12,845                          | 15.6       | 13,038             | 2.4        | Jul.           |

注: 前年(度、同期、同月)比増減率は、ギャップを調整するリンク係数(付表参照)で処理した数値で計算している。

Note: The percentage change from the same month/term of the previous year is calculated using the linked coefficient to adjust for discrepancies. Refer to the appendix table.

### 3. 百貨店・スーパー販売額の動向

#### (1) 百貨店・スーパーの動向

2022年7月の百貨店・スーパー販売額は1兆7703億円、前年同月比で見ると、3.3%の増加となった。百貨店は4854億円、同8.9%の増加、スーパーは1兆2849億円、同1.3%の増加となった。

商品別にみると、衣料品は同9.2%の増加、飲食料品は同1.2%の増加、その他は同6.4%の増加となった。

なお、百貨店・スーパーの季節調整済前月比は、0.2%の上昇となった。百貨店は同▲0.9%の低下、スーパーは同1.7%の上昇となった。

#### 百貨店・スーパーの前年同月比増減率 (単位：%)

|      | 合 計        |              |              |              |
|------|------------|--------------|--------------|--------------|
|      |            | 衣 料 品        | 飲 食 料 品      | そ の 他        |
| 合 計  | 3.3 ( 2.8) | 9.2 ( 9.9)   | 1.2 ( 0.4)   | 6.4 ( 6.2)   |
| 百貨店  | 8.9 ( 9.4) | 15.4 ( 15.9) | ▲0.8 ( ▲0.1) | 12.2 ( 12.6) |
| スーパー | 1.3 ( 0.5) | ▲4.7 ( ▲3.9) | 1.5 ( 0.5)   | 2.7 ( 2.1)   |

注：( )は、既存店

#### ① 百貨店の動向

百貨店の主力商品である衣料品は、身の回り品が前年同月比21.6%の増加、婦人・子供服・洋品が同13.2%の増加、紳士服・洋品が同10.6%の増加、その他の衣料品が同2.8%の増加となったため、衣料品全体では同15.4%の増加となった。

飲食料品は同▲0.8%の減少となった。

その他は、食堂・喫茶が同28.5%の増加、その他の商品が同13.3%の増加、家庭用電気機械器具が同10.7%の増加、家具が同2.1%の増加、家庭用品が同▲4.2%の減少となったため、その他全体では同12.2%の増加となった。

#### ② スーパーの動向

衣料品は、その他の衣料品が前年同月比▲13.1%の減少、婦人・子供服・洋品が同▲5.1%の減少、紳士服・洋品が同▲3.0%の減少、身の回り品が同▲1.7%の減少となったため、衣料品全体では同▲4.7%の減少となった。

スーパーの主力商品である飲食料品は、同1.5%の増加となった。

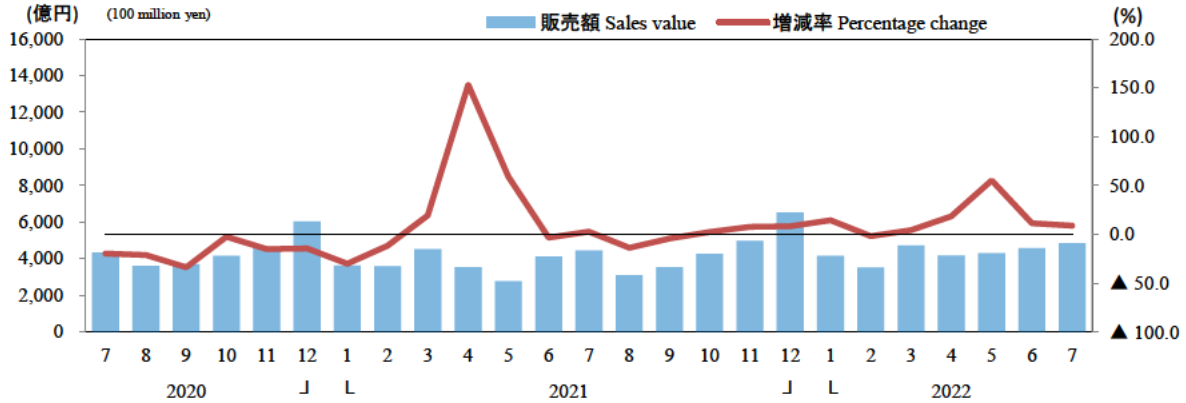
その他は、食堂・喫茶が同20.5%の増加、家具が同11.6%の増加、その他の商品が同3.6%の増加、家庭用電気機械器具が同▲5.6%の減少、家庭用品が同▲0.1%の減少となったため、その他全体では同2.7%の増加となった。

#### (2) 百貨店・スーパー(既存店)の動向

2022年7月の百貨店・スーパーを、前年同月比(既存店)で見ると、2.8%の増加となった。百貨店は同9.4%の増加、スーパーは同0.5%の増加となった。

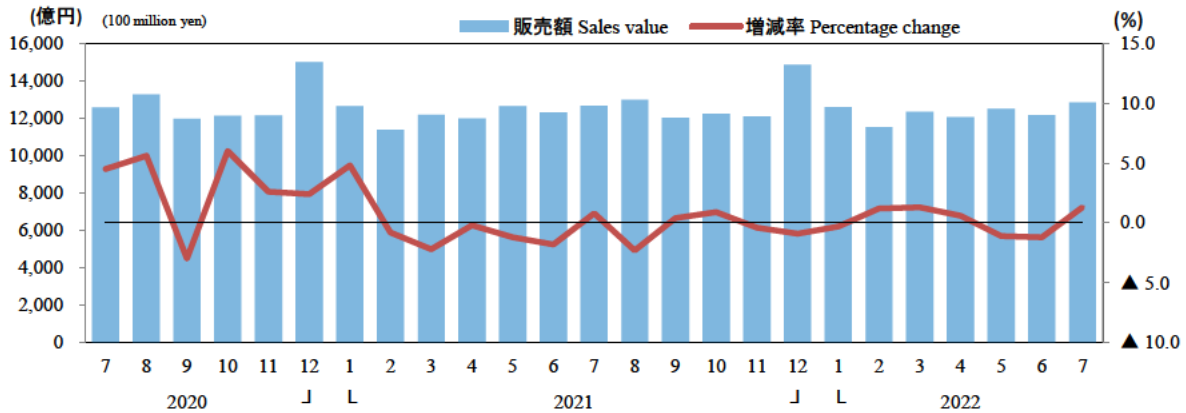
### 百貨店販売額・前年同月比増減率の推移

Department stores sales value and the percentage change from the same month of the previous year



### スーパー販売額・前年同月比増減率の推移

Supermarkets sales value and the percentage change from the same month of the previous year



### 百貨店・スーパー販売額・前年(度、同期、同月)比増減率及び事業所数

Department stores and Supermarkets sales value and the percentage change from the same month/term of the previous year and number of establishments

(単位: 億円、%) (100 million yen)

| 年月         | 合計      |              |                         |                       |              |                         |         |                   |                         |         |              | Year and Month |                         |
|------------|---------|--------------|-------------------------|-----------------------|--------------|-------------------------|---------|-------------------|-------------------------|---------|--------------|----------------|-------------------------|
|            | Total   |              |                         | 百貨店 Department stores |              |                         |         | スーパー Supermarkets |                         |         |              |                |                         |
|            | 前年比 (%) | 既存店 Adjusted | 事業所数 (店) establishments | 前年比 (%)               | 既存店 Adjusted | 事業所数 (店) establishments | 前年比 (%) | 既存店 Adjusted      | 事業所数 (店) establishments | 前年比 (%) | 既存店 Adjusted |                | 事業所数 (店) establishments |
| 2019年      | 193,962 | ▲1.1         | ▲1.3                    | 5,249                 | 62,979       | ▲2.3                    | ▲1.2    | 213               | 130,983                 | ▲0.5    | ▲1.4         | 5,036          | CY 2019                 |
| 2020       | 195,050 | ▲5.4         | ▲6.6                    | 6,007                 | 46,938       | ▲25.5                   | ▲24.3   | 201               | 148,112                 | 3.4     | 1.9          | 5,806          | 2020                    |
| 2021       | 199,071 | 0.9          | 0.6                     | 6,045                 | 49,030       | 4.5                     | 6.0     | 196               | 150,041                 | ▲0.3    | ▲1.2         | 5,849          | 2021                    |
| 2019年度     | 193,457 | ▲1.6         | ▲1.9                    | 5,980                 | 60,425       | ▲5.6                    | ▲4.7    | 210               | 133,032                 | 0.2     | ▲0.5         | 5,770          | FY 2019                 |
| 2020       | 196,297 | ▲5.1         | ▲6.3                    | 5,993                 | 45,612       | ▲24.5                   | ▲23.2   | 199               | 150,685                 | 2.9     | 1.3          | 5,794          | 2020                    |
| 2021       | 199,978 | 1.9          | 1.6                     | 6,044                 | 49,683       | 8.9                     | 10.1    | 195               | 150,295                 | ▲0.3    | ▲1.0         | 5,849          | 2021                    |
| 2021年 4~6月 | 47,356  | 5.8          | 5.6                     | 6,003                 | 10,422       | 40.9                    | 43.5    | 199               | 36,934                  | ▲1.1    | ▲1.8         | 5,804          | Q2 2021                 |
| 7~9        | 48,779  | ▲1.4         | ▲1.6                    | 6,014                 | 11,099       | ▲4.8                    | ▲3.1    | 197               | 37,679                  | ▲0.4    | ▲1.1         | 5,817          | Q3                      |
| 10~12      | 54,988  | 1.6          | 1.3                     | 6,045                 | 15,773       | 6.4                     | 7.0     | 196               | 39,216                  | ▲0.2    | ▲0.9         | 5,849          | Q4                      |
| 2022年 1~3月 | 48,856  | 1.9          | 1.5                     | 6,044                 | 12,389       | 5.6                     | 6.2     | 195               | 36,466                  | 0.7     | ▲0.1         | 5,849          | Q1 2022                 |
| 4~6        | 49,786  | 5.1          | 4.5                     | 6,059                 | 13,058       | 25.3                    | 25.8    | 194               | 36,727                  | ▲0.6    | ▲1.4         | 5,865          | Q2                      |
| 2021年 5月   | 15,410  | 6.0          | 5.7                     | 6,006                 | 2,768        | 58.8                    | 61.9    | 199               | 12,642                  | ▲1.2    | ▲1.9         | 5,807          | May 2021                |
| 6          | 16,421  | ▲2.2         | ▲2.3                    | 6,003                 | 4,118        | ▲3.3                    | ▲1.6    | 199               | 12,303                  | ▲1.8    | ▲2.5         | 5,804          | Jun                     |
| 7          | 17,137  | 1.3          | 1.3                     | 6,011                 | 4,458        | 2.6                     | 4.6     | 198               | 12,679                  | 0.8     | 0.2          | 5,813          | Jul                     |
| 8          | 16,078  | ▲4.8         | ▲4.7                    | 6,016                 | 3,102        | ▲13.9                   | ▲11.3   | 198               | 12,976                  | ▲2.3    | ▲3.0         | 5,818          | Aug                     |
| 9          | 15,564  | ▲0.7         | ▲1.3                    | 6,014                 | 3,540        | ▲4.5                    | ▲4.2    | 197               | 12,024                  | 0.4     | ▲0.4         | 5,817          | Sep                     |
| 10         | 16,518  | 1.3          | 0.9                     | 6,014                 | 4,265        | 2.5                     | 3.0     | 196               | 12,253                  | 0.9     | 0.1          | 5,818          | Oct                     |
| 11         | 17,078  | 1.8          | 1.5                     | 6,032                 | 4,975        | 7.5                     | 8.1     | 196               | 12,103                  | ▲0.4    | ▲1.1         | 5,836          | Nov                     |
| 12         | 21,392  | 1.7          | 1.4                     | 6,045                 | 6,532        | 8.3                     | 8.9     | 196               | 14,860                  | ▲0.9    | ▲1.5         | 5,849          | Dec                     |
| 2022年 1月   | 16,767  | 3.0          | 2.6                     | 6,045                 | 4,163        | 14.5                    | 15.4    | 196               | 12,604                  | ▲0.3    | ▲1.0         | 5,849          | Jan 2022                |
| 2          | 15,036  | 0.5          | 0.1                     | 6,039                 | 3,516        | ▲1.8                    | ▲0.8    | 196               | 11,520                  | 1.2     | 0.4          | 5,843          | Feb                     |
| 3          | 17,053  | 2.1          | 1.5                     | 6,044                 | 4,711        | 4.2                     | 4.5     | 195               | 12,342                  | 1.3     | 0.4          | 5,849          | Mar                     |
| 4          | 16,242  | 4.6          | 4.0                     | 6,050                 | 4,181        | 18.2                    | 18.6    | 195               | 12,061                  | 0.6     | ▲0.3         | 5,855          | Apr                     |
| 5          | 16,809  | 9.1          | 8.5                     | 6,060                 | 4,301        | 55.3                    | 56.0    | 194               | 12,509                  | ▲1.1    | ▲1.9         | 5,866          | May                     |
| 6          | 16,735  | 1.9          | 1.3                     | 6,059                 | 4,577        | 11.2                    | 11.6    | 194               | 12,158                  | ▲1.2    | ▲2.1         | 5,865          | Jun                     |
| 7          | 17,703  | 3.3          | 2.8                     | 6,068                 | 4,854        | 8.9                     | 9.4     | 193               | 12,849                  | 1.3     | 0.5          | 5,875          | Jul                     |

注1 既存店とは、調査月において、当月と前年同月でともに存在した事業所の数値である。

注2: 前年(度、同期、同月)比増減率は、ギャップを調整するリンク係数(付表参照)で処理した数値で計算している。

Note 1 "Adjusted" means that the percentage change is calculated only with figures collected from establishments which were surveyed in both years.

Note 2 The percentage change from the same month/term of the previous year is calculated using the linked coefficient to adjust for discrepancies. Refer to the Appendix table.

#### 4. コンビニエンスストアの動向

2022年7月のコンビニエンスストアの商品販売額及びサービス売上高は、1兆844億円、前年同月比3.4%の増加となった。

これを商品別にみるとファーストフード及び日配食品が3979億円、同3.2%の増加、加工食品が2892億円、同1.7%の増加、非食品が3445億円、同5.9%の増加となったため、商品販売額は1兆316億円、同3.7%の増加となった。

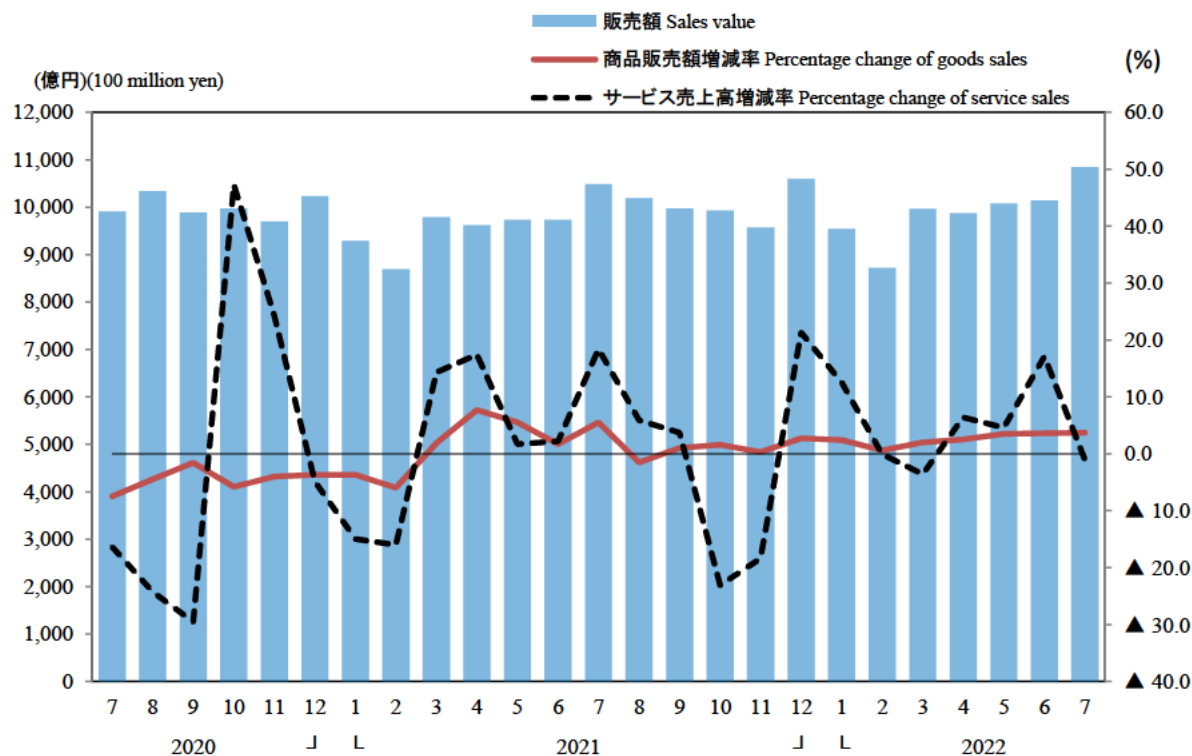
また、サービス売上高は528億円、同▲1.0%の減少となった。

(単位：億円、店、%)

| 合計     | 商品販売額          |       |       | サービス売上高 | 店舗数    |
|--------|----------------|-------|-------|---------|--------|
|        | ファーストフード及び日配食品 | 加工食品  | 非食品   |         |        |
| 10,844 | 10,316         | 3,979 | 2,892 | 528     | 56,321 |
| 3.4    | 3.7            | 3.2   | 1.7   | ▲1.0    | ▲0.0   |

#### コンビニエンスストア販売額・前年同月比増減率の推移

Convenience stores sales value and the percentage change from the same month of the previous year





## コンビニエンスストア販売額・前年(度、同期、同月)比増減率及び店舗数

Sales value of convenience stores and the percentage change from the same month/term of the previous year and number of establishments

(単位:億円、店、%) (100 million yen)

| 年月         | 合計                 |            |                    |            |                    |            | 店舗数<br>(店)                  | Year<br>and<br>Month |
|------------|--------------------|------------|--------------------|------------|--------------------|------------|-----------------------------|----------------------|
|            | Total              |            | Goods              |            | Services           |            |                             |                      |
|            | 販売額<br>Sales value | 前年比<br>(%) | 販売額<br>Sales value | 前年比<br>(%) | 売上高<br>Sales value | 前年比<br>(%) | Number of<br>establishments |                      |
| 2019年      | 121,841            | 1.7        | 115,034            | 1.6        | 6,807              | 4.4        | 56,502                      | C.Y. 2019            |
| 2020       | 116,423            | ▲4.4       | 110,291            | ▲4.1       | 6,132              | ▲9.9       | 56,542                      | 2020                 |
| 2021       | 117,601            | 1.3        | 111,536            | 1.4        | 6,065              | ▲0.7       | 56,352                      | 2021                 |
| 2019年度     | 121,748            | 1.0        | 115,113            | 1.1        | 6,635              | ▲0.4       | 56,334                      | F.Y. 2019            |
| 2020       | 115,600            | ▲5.0       | 109,571            | ▲4.8       | 6,029              | ▲9.1       | 56,178                      | 2020                 |
| 2021       | 118,043            | 2.4        | 111,942            | 2.4        | 6,101              | 1.6        | 56,320                      | 2021                 |
| 2021年 4~6月 | 29,083             | 5.0        | 27,702             | 4.9        | 1,381              | 7.0        | 56,275                      | Q2 2021              |
| 7~9        | 30,648             | 2.0        | 29,225             | 1.6        | 1,422              | 9.6        | 56,342                      | Q3                   |
| 10~12      | 30,095             | 0.9        | 28,248             | 1.5        | 1,847              | ▲7.8       | 56,352                      | Q4                   |
| 2022年 1~3月 | 28,218             | 1.8        | 26,766             | 1.7        | 1,451              | 2.8        | 56,320                      | Q1 2022              |
| 4~6        | 30,093             | 3.5        | 28,586             | 3.2        | 1,507              | 9.1        | 56,299                      | Q2                   |
| 2021年 5月   | 9,734              | 5.3        | 9,278              | 5.5        | 456                | 1.7        | 56,274                      | May 2021             |
| 6          | 9,731              | 1.7        | 9,301              | 1.7        | 430                | 2.2        | 56,275                      | Jun.                 |
| 7          | 10,484             | 6.1        | 9,950              | 5.5        | 534                | 18.4       | 56,325                      | Jul.                 |
| 8          | 10,191             | ▲1.2       | 9,707              | ▲1.5       | 484                | 5.9        | 56,334                      | Aug.                 |
| 9          | 9,973              | 1.1        | 9,568              | 1.0        | 404                | 3.7        | 56,342                      | Sep.                 |
| 10         | 9,927              | ▲0.2       | 9,384              | 1.6        | 543                | ▲23.1      | 56,367                      | Oct.                 |
| 11         | 9,572              | ▲1.0       | 9,016              | 0.3        | 556                | ▲18.4      | 56,354                      | Nov.                 |
| 12         | 10,596             | 3.8        | 9,848              | 2.7        | 748                | 21.3       | 56,352                      | Dec.                 |
| 2022年 1月   | 9,537              | 2.9        | 9,005              | 2.4        | 531                | 12.5       | 56,361                      | Jan. 2022            |
| 2          | 8,721              | 0.6        | 8,296              | 0.6        | 425                | ▲0.1       | 56,353                      | Feb.                 |
| 3          | 9,960              | 1.7        | 9,465              | 2.0        | 495                | ▲3.6       | 56,320                      | Mar.                 |
| 4          | 9,873              | 2.7        | 9,347              | 2.5        | 527                | 6.4        | 56,342                      | Apr.                 |
| 5          | 10,078             | 3.5        | 9,602              | 3.5        | 477                | 4.6        | 56,316                      | May                  |
| 6          | 10,141             | 4.2        | 9,638              | 3.6        | 503                | 17.1       | 56,299                      | Jun.                 |
| 7          | 10,844             | 3.4        | 10,316             | 3.7        | 528                | ▲1.0       | 56,321                      | Jul.                 |

注1: 既存店の動向は、一般社団法人「日本フランチャイズチェーン協会」の「コンビニエンスストア統計調査月報」(<http://www.jfa-fc.or.jp/particle/320.html>)を参照。

注2: 前年(度、同期、同月)比増減率は、ギャップを調整するリンク係数(付表参照)で処理した数値で計算している。

Note1: The trends of "Adjusted" items refer to "Convenience store statistics investigation monthly report"

(<http://www.jfa-fc.or.jp/particle/320.html>) issued by Association of general corporate judicial person Japan franchise chain.

Note2: The percentage change from the same month/term of the previous year is calculated using the linked coefficient to adjust for discrepancies. Refer to the Appendix table.

## 5. 家電大型専門店販売額の動向

2022年7月の家電大型専門店販売額は4276億円、前年同月比でみると▲3.3%の減少となった。商品別にみるとAV家電は、ビジュアル家電が同▲24.5%の減少、オーディオ家電が同▲7.1%の減少となったため、AV家電全体では同▲21.1%の減少となった。

情報家電は、情報家電本体が同6.0%の増加、情報家電周辺機器が同▲3.0%の減少となったため、情報家電全体では同1.4%の増加となった。

通信家電は同21.2%の増加となった。

カメラ類は同7.0%の増加となった。

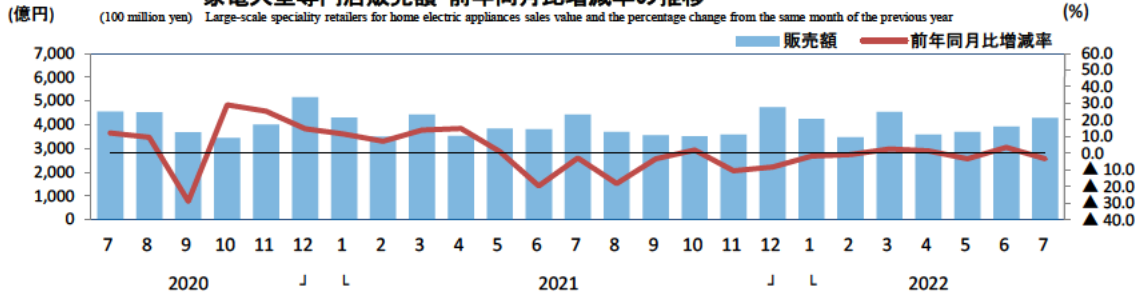
生活家電は、季節家電が同▲14.6%の減少、理美容家電が同▲1.5%の減少、家事家電が同3.4%の増加、調理家電が同3.2%の増加となったため、生活家電全体では同▲4.5%の減少となった。

その他は、住宅設備家電が同13.2%の増加、その他が同3.2%の増加となったため、その他全体では同4.9%の増加となった。

(単位:億円、店、%)

| 合計    | AV<br>家電 | 情報<br>家電 | 通信<br>家電 | カメラ類 | 生活<br>家電 | その他 | 店舗数   |
|-------|----------|----------|----------|------|----------|-----|-------|
| 4,276 | 505      | 778      | 283      | 99   | 2,127    | 483 | 2,665 |
| ▲3.3  | ▲21.1    | 1.4      | 21.2     | 7.0  | ▲4.5     | 4.9 | 2.0   |

家電大型専門店販売額・前年同月比増減率の推移



家電大型専門店販売額、前年(度、同期、同月)比増減率及び店舗数

Large-scale specialty retailers for home electric appliances sales value and the percentage change from the same month/term of the previous year and number of establishments

(単位:億円、店、%) (100 million yen)

| 年月        | 販売額<br>Sales value | 店舗数<br>(店)<br>establishments |       | Year and month |
|-----------|--------------------|------------------------------|-------|----------------|
|           |                    | 前年比<br>(%)                   |       |                |
| 2019年     | 45,454             | 3.5                          | 2,547 | C.Y. 2019      |
| 2020      | 47,928             | 5.1                          | 2,566 | 2020           |
| 2021      | 46,867             | ▲2.3                         | 2,633 | 2021           |
| 2019年度    | 45,211             | 2.2                          | 2,546 | F.Y. 2019      |
| 2020      | 49,172             | 8.4                          | 2,571 | 2020           |
| 2021      | 46,879             | ▲4.7                         | 2,642 | 2021           |
| 2021年4~6月 | 11,153             | ▲3.8                         | 2,590 | Q2 2021        |
| 7~9       | 11,670             | ▲8.5                         | 2,611 | Q3             |
| 10~12     | 11,818             | ▲6.2                         | 2,633 | Q4             |
| 2022年1~3月 | 12,238             | 0.1                          | 2,642 | Q1 2022        |
| 4~6       | 11,209             | 0.5                          | 2,663 | Q2             |
| 2021年5月   | 3,830              | 0.9                          | 2,590 | May 2021       |
| 6         | 3,795              | ▲19.7                        | 2,590 | Jun.           |
| 7         | 4,422              | ▲2.9                         | 2,614 | Jul.           |
| 8         | 3,697              | ▲18.3                        | 2,607 | Aug.           |
| 9         | 3,551              | ▲3.3                         | 2,611 | Sep.           |
| 10        | 3,511              | 1.9                          | 2,615 | Oct.           |
| 11        | 3,579              | ▲10.6                        | 2,625 | Nov.           |
| 12        | 4,728              | ▲8.3                         | 2,633 | Dec.           |
| 2022年1月   | 4,235              | ▲1.7                         | 2,636 | Jan. 2022      |
| 2         | 3,466              | ▲0.8                         | 2,639 | Feb.           |
| 3         | 4,536              | 2.6                          | 2,642 | Mar.           |
| 4         | 3,578              | 1.4                          | 2,653 | Apr.           |
| 5         | 3,704              | ▲3.3                         | 2,659 | May            |
| 6         | 3,927              | 3.5                          | 2,663 | Jun.           |
| 7         | 4,276              | ▲3.3                         | 2,665 | Jul.           |

注:前年(度、同期、同月)比増減率は、ギャップを調整するリンク係数(付表参照)で処理した数値で計算している。

Note: The percentage change from the same month/term of the previous year is calculated using the linked coefficient to adjust for discrepancies Refer to the appendix table

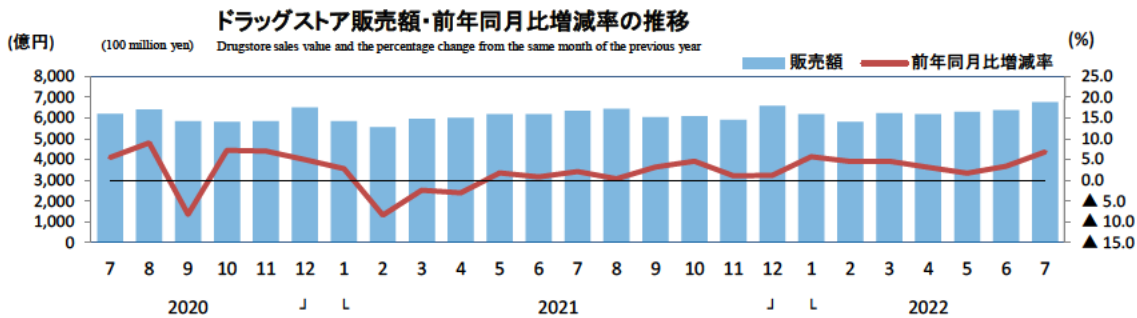
## 6. ドラッグストア販売額の動向

2022年7月のドラッグストア販売額は6764億円、前年同月比で見ると6.8%の増加となった。商品別にみると、ヘルスケア用品（衛生用品）・介護・ベビーが同10.8%の増加、ビューティケア（化粧品・小物）が同10.4%の増加、その他が同9.5%の増加、調剤医薬品が同8.0%の増加、食品が同8.0%の増加、健康食品が同8.0%の増加、OTC医薬品が同7.8%の増加、家庭用品・日用消耗品・ペット用品が同3.3%の増加となった。

一方、トイレタリーが同▲2.7%の減少となった。

(単位:億円、店、%)

| 合計    | 調剤<br>医薬品 | OTC<br>医薬品 | ヘルスケア<br>用品(衛生<br>用品)・介<br>護・ベビー | 健康<br>食品 | ビューティケ<br>ア(化粧品・<br>小物) | トイレタリー | 家庭用品・<br>日用消耗<br>品・ペット用<br>品 | 食品    | その他 | 店舗数    |
|-------|-----------|------------|----------------------------------|----------|-------------------------|--------|------------------------------|-------|-----|--------|
| 6,764 | 576       | 817        | 469                              | 224      | 884                     | 555    | 1,039                        | 2,069 | 130 | 18,129 |
| 6.8   | 8.0       | 7.8        | 10.8                             | 8.0      | 10.4                    | ▲2.7   | 3.3                          | 8.0   | 9.5 | 4.8    |



### ドラッグストア販売額、前年(度、同期、同月)比増減率及び店舗数

Drugstore sales value and the percentage change from the same month/term of the previous year and number of establishments

(単位:億円、店、%) (100 million yen)

| 年月        | 販売額         |            | 店舗数<br>(店)<br>establishments | Year and month |
|-----------|-------------|------------|------------------------------|----------------|
|           | Sales value | 前年比<br>(%) |                              |                |
| 2019年     | 68,356      | 5.6        | 16,422                       | C.Y. 2019      |
| 2020      | 72,841      | 6.6        | 17,000                       | 2020           |
| 2021      | 73,066      | 0.3        | 17,622                       | 2021           |
| 2019年度    | 70,096      | 7.1        | 16,450                       | F.Y. 2019      |
| 2020      | 72,342      | 3.2        | 16,967                       | 2020           |
| 2021      | 73,922      | 2.2        | 17,816                       | 2021           |
| 2021年4~6月 | 18,349      | ▲0.2       | 17,234                       | Q2 2021        |
| 7~9       | 18,801      | 1.9        | 17,375                       | Q3             |
| 10~12     | 18,571      | 2.2        | 17,622                       | Q4             |
| 2022年1~3月 | 18,202      | 4.9        | 17,816                       | Q1 2022        |
| 4~6       | 18,851      | 2.7        | 18,029                       | Q2             |
| 2021年5月   | 6,178       | 1.8        | 17,172                       | May 2021       |
| 6         | 6,170       | 0.8        | 17,234                       | Jun.           |
| 7         | 6,334       | 2.1        | 17,296                       | Jul.           |
| 8         | 6,436       | 0.4        | 17,331                       | Aug.           |
| 9         | 6,032       | 3.2        | 17,375                       | Sep.           |
| 10        | 6,081       | 4.6        | 17,472                       | Oct.           |
| 11        | 5,909       | 1.1        | 17,555                       | Nov.           |
| 12        | 6,581       | 1.2        | 17,622                       | Dec.           |
| 2022年1月   | 6,175       | 5.7        | 17,667                       | Jan. 2022      |
| 2         | 5,802       | 4.5        | 17,706                       | Feb.           |
| 3         | 6,225       | 4.6        | 17,816                       | Mar.           |
| 4         | 6,189       | 3.1        | 17,891                       | Apr.           |
| 5         | 6,284       | 1.7        | 17,984                       | May            |
| 6         | 6,378       | 3.4        | 18,029                       | Jun.           |
| 7         | 6,764       | 6.8        | 18,129                       | Jul.           |

注:前年(度、同期、同月)比増減率は、ギャップを調整するリンク係数(付表参照)で処理した数値で計算している。

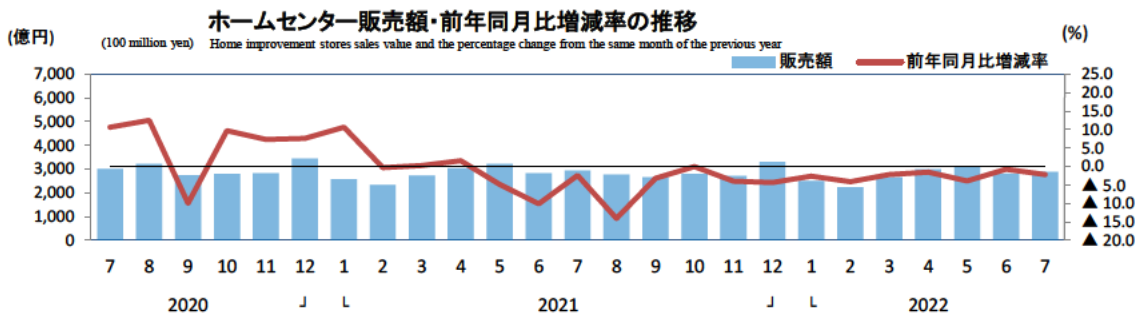
Note:The percentage change from the same month/term of the previous year is calculated using the linked coefficient to adjust for discrepancies Refer to the appendix table

## 7. ホームセンター販売額の動向

2022年7月のホームセンター販売額は2874億円、前年同月比で見ると▲2.2%の減少となった。商品別にみると、インテリアが同▲6.6%の減少、電気が同▲4.7%の減少、カー用品・アウトドアが同▲4.1%の減少、オフィス・カルチャーが同▲3.8%の減少、ペット・ペット用品が同▲2.7%の減少、DIY用具・素材が同▲2.0%の減少、家庭用品・日用品が同▲1.0%の減少、園芸・エクステリアが同▲0.8%の減少、その他が同▲0.2%の減少となった。

(単位:億円、店、%)

| 合計    | DIY用具・素材 | 電気   | インテリア | 家庭用品・日用品 | 園芸・エクステリア | ペット・ペット用品 | カー用品・アウトドア | オフィス・カルチャー | その他  | 店舗数   |
|-------|----------|------|-------|----------|-----------|-----------|------------|------------|------|-------|
| 2,874 | 642      | 205  | 186   | 646      | 440       | 246       | 169        | 102        | 238  | 4,406 |
| ▲2.2  | ▲2.0     | ▲4.7 | ▲6.6  | ▲1.0     | ▲0.8      | ▲2.7      | ▲4.1       | ▲3.8       | ▲0.2 | 0.9   |



### ホームセンター販売額、前年(度、同期、同月)比増減率及び店舗数

Home improvement stores sales value and the percentage change from the same month/term of the previous year and number of establishments

(単位:億円、店、%) (100 million yen)

| 年月        | 販売額         |            | 店舗数<br>(店)<br>establishments | Year and month |
|-----------|-------------|------------|------------------------------|----------------|
|           | Sales value | 前年比<br>(%) |                              |                |
| 2019年     | 32,748      | ▲0.3       | 4,357                        | C.Y. 2019      |
| 2020      | 34,964      | 6.8        | 4,420                        | 2020           |
| 2021      | 33,905      | ▲3.0       | 4,377                        | 2021           |
| 2019年度    | 33,010      | 0.7        | 4,356                        | F.Y. 2019      |
| 2020      | 35,211      | 6.7        | 4,356                        | 2020           |
| 2021      | 33,683      | ▲4.3       | 4,393                        | 2021           |
| 2021年4~6月 | 9,089       | ▲4.5       | 4,360                        | Q2 2021        |
| 7~9       | 8,365       | ▲6.8       | 4,367                        | Q3             |
| 10~12     | 8,807       | ▲2.9       | 4,377                        | Q4             |
| 2022年1~3月 | 7,422       | ▲2.9       | 4,393                        | Q1 2022        |
| 4~6       | 8,898       | ▲2.1       | 4,405                        | Q2             |
| 2021年5月   | 3,226       | ▲4.8       | 4,362                        | May 2021       |
| 6         | 2,830       | ▲10.1      | 4,360                        | Jun.           |
| 7         | 2,940       | ▲2.4       | 4,368                        | Jul.           |
| 8         | 2,772       | ▲14.0      | 4,367                        | Aug.           |
| 9         | 2,654       | ▲3.2       | 4,367                        | Sep.           |
| 10        | 2,797       | ▲0.0       | 4,368                        | Oct.           |
| 11        | 2,708       | ▲4.0       | 4,373                        | Nov.           |
| 12        | 3,302       | ▲4.3       | 4,377                        | Dec.           |
| 2022年1月   | 2,505       | ▲2.6       | 4,379                        | Jan. 2022      |
| 2         | 2,246       | ▲4.1       | 4,380                        | Feb.           |
| 3         | 2,671       | ▲2.2       | 4,393                        | Mar.           |
| 4         | 2,986       | ▲1.5       | 4,405                        | Apr.           |
| 5         | 3,101       | ▲3.9       | 4,404                        | May            |
| 6         | 2,811       | ▲0.7       | 4,405                        | Jun.           |
| 7         | 2,874       | ▲2.2       | 4,406                        | Jul.           |

注:前年(度、同期、同月)比増減率は、ギャップを調整するリンク係数(付表参照)で処理した数値で計算している。

Note: The percentage change from the same month/term of the previous year is calculated using the linked coefficient to adjust for discrepancies Refer to the appendix table

# 統計表

第1表 業種別商業販売額及び前年（度、同期、同月）比増減率

Table1 Commercial sales value by type of business and the percentage change from the same month/term of the previous year

| 年 月        | 商業計     | 卸売業     |           |                     |             |                       |                              |                  |                    |           |                   |                       | 産業機械器具卸売業 | 自動車卸売業 | 電気機械器具卸売業 |
|------------|---------|---------|-----------|---------------------|-------------|-----------------------|------------------------------|------------------|--------------------|-----------|-------------------|-----------------------|-----------|--------|-----------|
|            |         | 各種商品卸売業 | 繊維品卸売業    | 衣服・回品の身寄り卸売業        | 農畜産物・水産物卸売業 | 食料・飲料卸売業              | 建築材料卸売業                      | 化学製品卸売業          | 鉱物・金属材料卸売業         | 機械器具卸売業   |                   |                       |           |        |           |
|            |         | Total   | Wholesale | General Merchandise | Textiles    | Apparel & Accessories | Livestock & Aquatic Products | Food & Beverages | Building Materials | Chemicals | Minerals & Metals | Machinery & Equipment |           |        |           |
| 2019年      | 459,975 | 314,928 | 33,037    | 2,909               | 3,803       | 23,663                | 49,275                       | 18,200           | 15,676             | 43,616    | 68,415            | 11,072                | 12,674    | 39,496 |           |
| 2020       | 503,116 | 356,658 | 21,790    | 2,117               | 3,985       | 33,386                | 52,895                       | 20,902           | 21,176             | 46,167    | 90,541            | 18,449                | 14,493    | 49,634 |           |
| 2021       | 551,910 | 401,448 | 22,324    | 2,069               | 3,990       | 34,773                | 53,433                       | 21,465           | 24,654             | 61,510    | 106,414           | 20,576                | 16,385    | 60,323 |           |
| 2019年度     | 464,402 | 319,194 | 31,547    | 2,787               | 3,780       | 24,662                | 49,837                       | 18,451           | 16,234             | 43,412    | 71,248            | 12,066                | 12,831    | 40,774 |           |
| 2020       | 518,506 | 370,647 | 20,228    | 1,992               | 4,078       | 34,776                | 53,239                       | 21,377           | 22,699             | 48,523    | 97,898            | 19,974                | 15,351    | 53,945 |           |
| 2021       | 559,995 | 409,413 | 22,616    | 2,092               | 3,980       | 35,099                | 53,862                       | 21,308           | 24,995             | 66,481    | 107,102           | 20,472                | 16,319    | 61,198 |           |
| 2021年 4～6月 | 132,831 | 96,380  | 5,104     | 519                 | 964         | 8,397                 | 13,264                       | 5,119            | 6,050              | 14,178    | 25,248            | 4,738                 | 3,974     | 14,418 |           |
| 7～9        | 136,760 | 99,956  | 5,423     | 509                 | 931         | 8,708                 | 13,462                       | 5,303            | 6,116              | 15,552    | 26,374            | 5,068                 | 3,926     | 15,096 |           |
| 10～12      | 148,258 | 108,280 | 6,356     | 540                 | 1,103       | 9,641                 | 14,602                       | 5,723            | 6,468              | 17,810    | 26,983            | 5,182                 | 4,163     | 15,360 |           |
| 2022年 1～3月 | 142,146 | 104,797 | 5,732     | 524                 | 981         | 8,353                 | 12,535                       | 5,163            | 6,360              | 18,941    | 28,497            | 5,484                 | 4,257     | 16,325 |           |
| 4～6        | 142,170 | 104,707 | 5,528     | 550                 | 989         | 9,216                 | 13,967                       | 5,147            | 6,567              | 19,400    | 25,077            | 4,739                 | 3,726     | 14,456 |           |
| 2021年 5月   | 41,675  | 29,715  | 1,593     | 159                 | 282         | 2,688                 | 4,134                        | 1,536            | 1,836              | 4,445     | 7,695             | 1,472                 | 1,179     | 4,395  |           |
| 6          | 45,776  | 33,477  | 1,723     | 177                 | 312         | 2,806                 | 4,523                        | 1,801            | 2,080              | 5,026     | 9,148             | 1,757                 | 1,432     | 5,232  |           |
| 7          | 46,646  | 33,918  | 1,878     | 173                 | 302         | 2,918                 | 4,760                        | 1,802            | 2,110              | 5,188     | 8,891             | 1,667                 | 1,422     | 5,074  |           |
| 8          | 43,656  | 31,631  | 1,783     | 162                 | 289         | 2,860                 | 4,355                        | 1,655            | 1,917              | 4,898     | 8,093             | 1,552                 | 1,213     | 4,616  |           |
| 9          | 46,458  | 34,406  | 1,763     | 174                 | 341         | 2,929                 | 4,347                        | 1,847            | 2,090              | 5,467     | 9,390             | 1,849                 | 1,292     | 5,406  |           |
| 10         | 46,949  | 34,408  | 2,042     | 179                 | 364         | 2,968                 | 4,496                        | 1,928            | 2,130              | 5,660     | 8,511             | 1,679                 | 1,274     | 4,845  |           |
| 11         | 48,367  | 35,661  | 2,076     | 183                 | 370         | 3,034                 | 4,631                        | 1,928            | 2,167              | 5,926     | 8,994             | 1,721                 | 1,462     | 5,067  |           |
| 12         | 52,942  | 38,310  | 2,238     | 178                 | 369         | 3,639                 | 5,474                        | 1,866            | 2,171              | 6,223     | 9,477             | 1,782                 | 1,427     | 5,448  |           |
| 2022年 1月   | 44,287  | 32,048  | 1,916     | 162                 | 298         | 2,623                 | 3,850                        | 1,582            | 1,947              | 5,882     | 8,320             | 1,547                 | 1,246     | 4,816  |           |
| 2          | 44,648  | 33,125  | 1,792     | 168                 | 295         | 2,644                 | 4,011                        | 1,718            | 2,046              | 6,081     | 8,757             | 1,701                 | 1,316     | 5,009  |           |
| 3          | 53,212  | 39,623  | 2,025     | 195                 | 389         | 3,086                 | 4,674                        | 1,863            | 2,366              | 6,978     | 11,420            | 2,236                 | 1,695     | 6,499  |           |
| 4          | 47,983  | 35,410  | 1,837     | 183                 | 355         | 3,164                 | 4,787                        | 1,722            | 2,257              | 6,261     | 8,342             | 1,555                 | 1,312     | 4,752  |           |
| 5          | 45,264  | 32,863  | 1,766     | 175                 | 312         | 2,995                 | 4,418                        | 1,608            | 2,027              | 6,263     | 7,644             | 1,461                 | 1,108     | 4,415  |           |
| 6          | 48,923  | 36,434  | 1,924     | 192                 | 323         | 3,057                 | 4,762                        | 1,818            | 2,283              | 6,877     | 9,091             | 1,723                 | 1,305     | 5,289  |           |
| 7          | 48,972  | 35,934  | 1,971     | 182                 | 309         | 3,125                 | 4,931                        | 1,719            | 2,249              | 6,807     | 8,661             | 1,640                 | 1,313     | 4,984  |           |
| 2019年      | ▲2.5    | ▲3.6    | ▲13.3     | ▲3.9                | ▲8.3        | 0.0                   | ▲2.5                         | 5.2              | ▲5.3               | ▲8.6      | 0.6               | ▲6.0                  | ▲3.1      | 4.1    |           |
| 2020       | ▲9.5    | ▲12.2   | ▲19.2     | ▲22.4               | ▲20.7       | ▲3.6                  | ▲4.0                         | ▲10.3            | ▲12.1              | ▲21.8     | ▲16.4             | ▲20.8                 | ▲21.9     | ▲11.5  |           |
| 2021       | 6.0     | 7.7     | 8.0       | ▲0.8                | ▲4.5        | ▲1.7                  | ▲0.8                         | ▲1.8             | 8.7                | 25.2      | 9.3               | 0.1                   | 5.5       | 15.0   |           |
| 2019年度     | ▲3.3    | ▲4.7    | ▲13.4     | ▲7.5                | ▲8.3        | ▲0.1                  | ▲2.2                         | 1.1              | ▲6.8               | ▲12.0     | ▲2.0              | ▲9.8                  | ▲6.2      | 2.2    |           |
| 2020       | ▲8.8    | ▲11.3   | ▲18.8     | ▲23.2               | ▲19.8       | ▲4.9                  | ▲5.1                         | ▲11.0            | ▲10.4              | ▲19.6     | ▲13.9             | ▲19.9                 | ▲20.1     | ▲7.7   |           |
| 2021       | 8.0     | 10.5    | 11.8      | 5.1                 | ▲2.4        | 0.9                   | 1.2                          | ▲0.3             | 10.1               | 37.0      | 9.4               | 2.5                   | 6.3       | 13.4   |           |
| 2021年 4～6月 | 11.9    | 14.1    | 10.0      | 7.1                 | 5.7         | 0.7                   | 1.0                          | 1.1              | 15.1               | 34.6      | 22.7              | 8.7                   | 30.2      | 27.5   |           |
| 7～9        | 7.6     | 10.9    | 14.1      | 3.6                 | ▲7.7        | ▲2.3                  | ▲2.1                         | 1.6              | 13.0               | 38.9      | 12.1              | 3.5                   | 4.7       | 18.0   |           |
| 10～12      | 6.9     | 9.1     | 17.9      | 4.9                 | ▲5.4        | 1.5                   | 2.4                          | ▲0.9             | 7.6                | 38.8      | 3.9               | 1.1                   | ▲1.5      | 6.8    |           |
| 2022年 1～3月 | 6.0     | 8.2     | 5.4       | 4.7                 | ▲1.0        | 4.1                   | 3.5                          | ▲3.0             | 5.7                | 35.6      | 2.5               | ▲1.9                  | ▲1.5      | 5.7    |           |
| 4～6        | 7.0     | 8.6     | 8.3       | 6.0                 | 2.6         | 9.7                   | 5.3                          | 0.6              | 8.5                | 36.8      | ▲0.7              | 0.0                   | ▲6.2      | 0.3    |           |
| 2021年 5月   | 14.3    | 16.9    | 15.8      | 13.1                | 4.2         | 0.1                   | 0.1                          | ▲1.6             | 19.0               | 39.4      | 27.6              | 12.7                  | 39.0      | 31.9   |           |
| 6          | 10.3    | 14.6    | 7.0       | 11.9                | ▲6.2        | ▲1.9                  | ▲0.4                         | 2.9              | 20.7               | 43.5      | 21.2              | 9.7                   | 28.6      | 25.5   |           |
| 7          | 9.7     | 12.7    | 17.8      | 3.5                 | ▲7.7        | ▲3.0                  | 0.5                          | 1.1              | 14.7               | 42.0      | 16.5              | 4.9                   | 15.1      | 23.0   |           |
| 8          | 6.9     | 11.3    | 17.7      | 7.3                 | ▲9.2        | ▲5.0                  | ▲3.9                         | 4.0              | 14.1               | 36.3      | 15.3              | 5.4                   | 10.8      | 20.7   |           |
| 9          | 6.2     | 8.7     | 7.2       | 0.6                 | ▲6.3        | 1.1                   | ▲2.9                         | ▲0.1             | 10.4               | 38.6      | 5.7               | 0.6                   | ▲9.0      | 11.5   |           |
| 10         | 5.2     | 6.9     | 14.4      | 3.2                 | ▲9.6        | ▲4.6                  | 0.6                          | ▲1.9             | 5.1                | 35.5      | 2.9               | 3.7                   | ▲9.8      | 7.2    |           |
| 11         | 9.4     | 12.3    | 23.0      | 9.7                 | 0.2         | 5.0                   | 3.8                          | 2.0              | 11.2               | 42.3      | 6.6               | 1.1                   | 6.1       | 8.8    |           |
| 12         | 6.2     | 8.3     | 16.6      | 2.0                 | ▲6.3        | 3.9                   | 2.7                          | ▲2.5             | 6.7                | 38.7      | 2.3               | ▲1.3                  | ▲0.7      | 4.6    |           |
| 2022年 1月   | 6.9     | 9.2     | 6.7       | 4.3                 | 0.3         | 3.9                   | 3.3                          | ▲2.3             | 4.5                | 36.8      | 4.5               | ▲0.3                  | ▲1.2      | 7.4    |           |
| 2          | 6.0     | 8.6     | 7.1       | 6.4                 | ▲3.9        | 3.1                   | 3.0                          | ▲2.4             | 6.0                | 36.5      | 2.7               | ▲1.5                  | ▲2.6      | 5.6    |           |
| 3          | 5.4     | 7.2     | 2.7       | 3.6                 | 0.3         | 5.0                   | 4.2                          | ▲4.0             | 6.3                | 33.8      | 0.9               | ▲3.2                  | ▲1.0      | 4.5    |           |
| 4          | 5.7     | 6.7     | 2.8       | 0.0                 | ▲4.1        | 9.0                   | 3.9                          | ▲3.3             | 5.8                | 33.0      | ▲0.8              | 3.0                   | ▲3.7      | ▲0.8   |           |
| 5          | 8.6     | 10.6    | 10.9      | 10.3                | 10.6        | 11.4                  | 6.9                          | 4.7              | 10.4               | 40.9      | ▲0.7              | ▲0.7                  | ▲6.1      | 0.5    |           |
| 6          | 6.9     | 8.8     | 11.7      | 8.4                 | 3.4         | 8.9                   | 5.3                          | 0.9              | 9.7                | 36.8      | ▲0.6              | ▲1.9                  | ▲8.8      | 1.1    |           |
| 7          | 5.0     | 5.9     | 5.0       | 5.3                 | 2.5         | 7.1                   | 3.6                          | ▲4.6             | 6.6                | 31.2      | ▲2.6              | ▲1.6                  | ▲7.7      | ▲1.8   |           |

注1：その他の卸売業は、日本標準産業分類の536, 553, 559(5598を除く)

注2：その他小売業は、日本標準産業分類の5914, 592, 60(603, 605を除く)

注3：参考は、医薬品・化粧品小売業とその他小売業の和で、業種別商業販売額指数と整合する。

注4：前年（度、同期、同月）比増減率は、ギャップを調整するリンク係数(付表参照)で処理した数値で計算している。

| その他の機械器具卸売業 | 家具・器具・卸売業                     | 医薬品・化粧品卸売業             | その他の卸売業(注1) | 小売業                 |                               |                  |                |                       |        |                            |             |                    |        | 参考(注3)         | Year and Month |  |
|-------------|-------------------------------|------------------------|-------------|---------------------|-------------------------------|------------------|----------------|-----------------------|--------|----------------------------|-------------|--------------------|--------|----------------|----------------|--|
|             |                               |                        |             | 各種商品小売業             | 織物・衣服・身の回り品小売業                | 飲食料品小売業          | 自動車小売業         | 機械器具小売業               | 燃料小売業  | 医薬品・化粧品小売業                 | その他小売業(注2)  | 無店舗小売業             |        |                |                |  |
| Others      | Furniture & House Furnishings | Medicines & Toiletries | Others (*1) | Retail              |                               |                  |                |                       |        |                            |             |                    |        | Reference (*3) |                |  |
|             |                               |                        |             | General Merchandise | Fabrics Apparel & Accessories | Food & Beverages | Motor Vehicles | Machinery & Equipment | Fuel   | Medicine & Toiletry Stores | Others (*2) | Nonstore retailers |        |                |                |  |
| 5,173       | 2,172                         | 25,626                 | 28,537      | 145,047             | 11,795                        | 10,988           | 45,362         | 18,204                | 6,256  | 12,905                     | 10,538      | 21,297             | 7,702  | 31,835         | C.Y. 2019      |  |
| 7,966       | 4,122                         | 28,193                 | 31,384      | 146,457             | 10,207                        | 8,638            | 45,145         | 16,592                | 9,429  | 11,893                     | 14,259      | 19,503             | 10,791 | 33,762         | 2020           |  |
| 9,131       | 4,460                         | 30,698                 | 35,658      | 150,462             | 10,346                        | 8,610            | 45,328         | 17,001                | 10,035 | 13,839                     | 15,026      | 18,862             | 11,416 | 33,888         | 2021           |  |
| 5,577       | 2,430                         | 25,903                 | 28,905      | 145,208             | 11,530                        | 10,686           | 45,401         | 18,135                | 6,513  | 12,889                     | 11,025      | 21,068             | 7,963  | 32,093         | F.Y. 2019      |  |
| 8,628       | 4,446                         | 29,005                 | 32,387      | 147,858             | 10,063                        | 8,353            | 44,900         | 16,959                | 10,276 | 11,782                     | 14,901      | 19,242             | 11,381 | 34,143         | 2020           |  |
| 9,113       | 4,383                         | 30,940                 | 36,555      | 150,582             | 10,396                        | 8,562            | 45,282         | 16,383                | 9,898  | 14,490                     | 15,170      | 18,950             | 11,451 | 34,120         | 2021           |  |
| 2,119       | 1,076                         | 7,729                  | 8,732       | 36,451              | 2,370                         | 2,077            | 11,160         | 4,035                 | 2,368  | 3,215                      | 3,710       | 4,689              | 2,827  | 8,398          | Q2 2021        |  |
| 2,284       | 1,061                         | 7,703                  | 8,812       | 36,804              | 2,445                         | 1,849            | 11,528         | 4,030                 | 2,415  | 3,364                      | 3,782       | 4,568              | 2,823  | 8,350          | Q3             |  |
| 2,279       | 1,191                         | 8,180                  | 9,683       | 39,978              | 3,034                         | 2,652            | 11,925         | 3,871                 | 2,570  | 3,940                      | 3,882       | 5,032              | 3,073  | 8,914          | Q4             |  |
| 2,432       | 1,054                         | 7,328                  | 9,328       | 37,349              | 2,547                         | 1,983            | 10,669         | 4,448                 | 2,545  | 3,972                      | 3,796       | 4,662              | 2,728  | 8,458          | Q1 2022        |  |
| 2,157       | 1,049                         | 7,861                  | 9,355       | 37,463              | 2,622                         | 2,220            | 11,132         | 3,679                 | 2,356  | 3,650                      | 3,866       | 5,134              | 2,804  | 9,000          | Q2             |  |
| 649         | 319                           | 2,293                  | 2,735       | 11,959              | 727                           | 682              | 3,793          | 1,257                 | 792    | 1,029                      | 1,205       | 1,580              | 895    | 2,785          | May 2021       |  |
| 727         | 362                           | 2,573                  | 2,946       | 12,299              | 859                           | 718              | 3,714          | 1,398                 | 782    | 1,083                      | 1,248       | 1,513              | 982    | 2,762          | Jun.           |  |
| 729         | 369                           | 2,581                  | 2,947       | 12,728              | 909                           | 694              | 3,849          | 1,400                 | 886    | 1,164                      | 1,282       | 1,558              | 986    | 2,840          | Jul.           |  |
| 712         | 330                           | 2,512                  | 2,778       | 12,025              | 761                           | 545              | 3,926          | 1,255                 | 777    | 1,104                      | 1,267       | 1,492              | 897    | 2,759          | Aug.           |  |
| 843         | 363                           | 2,610                  | 3,087       | 12,051              | 775                           | 610              | 3,753          | 1,374                 | 753    | 1,096                      | 1,233       | 1,518              | 939    | 2,751          | Sep.           |  |
| 714         | 367                           | 2,621                  | 3,140       | 12,541              | 871                           | 797              | 3,811          | 1,177                 | 806    | 1,220                      | 1,269       | 1,631              | 958    | 2,900          | Oct.           |  |
| 745         | 397                           | 2,620                  | 3,235       | 12,806              | 955                           | 895              | 3,715          | 1,326                 | 792    | 1,273                      | 1,245       | 1,608              | 997    | 2,853          | Nov.           |  |
| 820         | 427                           | 2,939                  | 3,308       | 14,631              | 1,209                         | 960              | 4,398          | 1,368                 | 972    | 1,447                      | 1,368       | 1,792              | 1,118  | 3,160          | Dec.           |  |
| 711         | 304                           | 2,350                  | 2,814       | 12,238              | 876                           | 736              | 3,546          | 1,234                 | 860    | 1,318                      | 1,250       | 1,542              | 876    | 2,793          | Jan. 2022      |  |
| 731         | 337                           | 2,342                  | 2,934       | 11,523              | 754                           | 520              | 3,383          | 1,357                 | 731    | 1,292                      | 1,196       | 1,423              | 865    | 2,620          | Feb.           |  |
| 989         | 414                           | 2,635                  | 3,580       | 13,588              | 917                           | 727              | 3,740          | 1,856                 | 954    | 1,361                      | 1,349       | 1,697              | 988    | 3,046          | Mar.           |  |
| 722         | 368                           | 2,845                  | 3,290       | 12,572              | 847                           | 743              | 3,672          | 1,276                 | 801    | 1,254                      | 1,295       | 1,751              | 935    | 3,045          | Apr.           |  |
| 660         | 317                           | 2,397                  | 2,942       | 12,401              | 877                           | 770              | 3,790          | 1,118                 | 770    | 1,185                      | 1,266       | 1,718              | 907    | 2,984          | May            |  |
| 774         | 365                           | 2,619                  | 3,123       | 12,489              | 898                           | 708              | 3,670          | 1,285                 | 785    | 1,211                      | 1,305       | 1,665              | 962    | 2,970          | Jun.           |  |
| 725         | 366                           | 2,628                  | 2,986       | 13,038              | 950                           | 702              | 3,866          | 1,366                 | 837    | 1,259                      | 1,392       | 1,701              | 965    | 3,093          | Jul.           |  |
| ▲0.9        | ▲3.9                          | 3.0                    | ▲6.1        | 0.1                 | ▲2.9                          | ▲0.5             | 0.4            | 0.8                   | 2.0    | ▲2.6                       | 4.2         | ▲0.7               | 1.4    | 0.8            | C.Y. 2019      |  |
| ▲24.0       | ▲9.0                          | ▲6.0                   | ▲6.0        | ▲3.2                | ▲15.5                         | ▲16.8            | 1.3            | ▲8.8                  | 2.6    | ▲9.5                       | 1.3         | 0.5                | 3.5    | 0.4            | 2020           |  |
| 3.4         | ▲2.3                          | 6.0                    | 10.5        | 1.9                 | 0.8                           | 0.9              | 0.7            | 2.5                   | 0.7    | 15.8                       | 0.5         | ▲1.6               | 1.2    | ▲0.6           | 2021           |  |
| ▲4.9        | ▲3.9                          | 2.0                    | ▲4.3        | ▲0.4                | ▲4.5                          | ▲2.8             | 0.6            | ▲0.8                  | 0.4    | ▲3.1                       | 5.0         | ▲1.0               | 1.8    | 0.9            | F.Y. 2019      |  |
| ▲22.6       | ▲11.0                         | ▲5.3                   | ▲5.1        | ▲2.8                | ▲15.1                         | ▲16.6            | 0.8            | ▲6.4                  | 6.6    | ▲10.5                      | ▲0.2        | 1.1                | 4.6    | 0.3            | 2020           |  |
| 5.6         | ▲1.4                          | 6.7                    | 12.9        | 1.8                 | 3.3                           | 2.5              | 0.9            | ▲3.4                  | ▲3.7   | 23.0                       | 1.8         | ▲1.5               | 0.6    | ▲0.1           | 2021           |  |
| 14.3        | 1.9                           | 10.3                   | 17.2        | 6.5                 | 14.8                          | 14.4             | 0.1            | 24.0                  | 4.5    | 28.5                       | 0.4         | ▲0.5               | 2.1    | ▲0.1           | Q2 2021        |  |
| 9.3         | ▲0.2                          | 10.3                   | 12.7        | ▲0.4                | ▲3.6                          | ▲2.2             | 1.1            | ▲3.3                  | ▲6.6   | 18.8                       | 0.7         | ▲6.5               | ▲2.9   | ▲3.4           | Q3             |  |
| 2.0         | ▲0.3                          | 3.1                    | 11.5        | 1.3                 | 2.3                           | 1.4              | 2.4            | ▲13.5                 | ▲6.3   | 25.9                       | 2.2         | ▲0.8               | 2.0    | 0.5            | Q4             |  |
| ▲0.7        | ▲6.8                          | 3.4                    | 10.6        | 0.3                 | 2.0                           | ▲2.4             | ▲0.4           | ▲12.2                 | ▲5.1   | 19.6                       | 3.9         | 1.9                | 1.3    | 2.8            | Q1 2022        |  |
| 1.8         | ▲2.5                          | 1.7                    | 7.1         | 2.8                 | 10.6                          | 6.9              | ▲0.2           | ▲8.8                  | ▲0.5   | 13.5                       | 4.2         | 9.5                | ▲0.8   | 7.2            | Q2             |  |
| 19.1        | 3.5                           | 16.5                   | 22.9        | 8.3                 | 16.4                          | 16.5             | ▲0.0           | 36.4                  | 12.6   | 34.8                       | 2.1         | 0.8                | ▲0.5   | 1.4            | May 2021       |  |
| 9.1         | ▲0.5                          | 11.2                   | 17.5        | 0.1                 | ▲3.9                          | ▲11.9            | 0.7            | 12.2                  | ▲15.1  | 26.1                       | 0.8         | ▲7.2               | ▲1.2   | ▲3.7           | Jun.           |  |
| 6.9         | 1.8                           | 7.5                    | 14.0        | 2.4                 | 1.0                           | 3.1              | 2.4            | 3.3                   | ▲2.8   | 27.8                       | 0.5         | ▲4.7               | ▲2.3   | ▲2.5           | Jul.           |  |
| 13.1        | ▲1.4                          | 14.4                   | 12.6        | ▲3.2                | ▲9.0                          | ▲12.2            | ▲1.1           | 1.4                   | ▲12.7  | 12.6                       | 0.4         | ▲11.0              | ▲5.0   | ▲6.1           | Aug.           |  |
| 8.3         | ▲0.9                          | 9.5                    | 11.6        | ▲0.5                | ▲3.1                          | 2.3              | 2.3            | ▲12.6                 | ▲4.2   | 16.6                       | 1.4         | ▲3.6               | ▲1.5   | ▲1.4           | Sep.           |  |
| ▲1.4        | ▲3.7                          | 0.3                    | 11.5        | 0.9                 | 0.5                           | ▲1.9             | 3.6            | ▲19.6                 | 2.5    | 25.8                       | 1.5         | 0.2                | ▲2.1   | 0.7            | Oct.           |  |
| 6.7         | 1.9                           | 7.1                    | 15.4        | 1.9                 | 3.1                           | 3.6              | 3.7            | ▲12.6                 | ▲11.1  | 28.9                       | 4.2         | ▲0.6               | 1.6    | 1.4            | Nov.           |  |
| 1.0         | 0.7                           | 2.3                    | 7.9         | 1.2                 | 3.0                           | 2.2              | 0.4            | ▲8.4                  | ▲8.8   | 23.5                       | 1.2         | ▲1.8               | 6.3    | ▲0.5           | Dec.           |  |
| 7.0         | ▲3.9                          | 6.6                    | 9.1         | 1.1                 | 5.6                           | 3.8              | ▲0.7           | ▲16.9                 | ▲4.4   | 22.8                       | 4.6         | 4.3                | 1.8    | 4.4            | Jan. 2022      |  |
| 3.6         | ▲7.4                          | 4.8                    | 10.9        | ▲0.9                | ▲1.7                          | ▲3.5             | ▲0.7           | ▲15.1                 | ▲8.1   | 21.0                       | 3.3         | ▲0.7               | 0.1    | 1.1            | Feb.           |  |
| ▲8.3        | ▲8.4                          | ▲0.5                   | 11.7        | 0.7                 | 1.9                           | ▲7.2             | 0.0            | ▲6.3                  | ▲3.3   | 15.5                       | 3.9         | 2.0                | 1.9    | 2.9            | Mar.           |  |
| ▲2.8        | ▲7.0                          | ▲0.6                   | 7.8         | 3.1                 | 8.0                           | 9.7              | 0.5            | ▲7.5                  | 0.8    | 13.8                       | 3.0         | 9.7                | ▲1.6   | 6.8            | Apr.           |  |
| 1.7         | ▲0.6                          | 4.5                    | 7.6         | 3.7                 | 20.7                          | 12.9             | ▲0.1           | ▲11.1                 | ▲2.7   | 15.2                       | 5.1         | 8.7                | 1.3    | 7.2            | May            |  |
| 6.6         | 0.8                           | 1.8                    | 6.0         | 1.5                 | 4.5                           | ▲1.5             | ▲1.2           | ▲8.1                  | 0.4    | 11.8                       | 4.6         | 10.0               | ▲2.0   | 7.6            | Jun.           |  |
| ▲0.6        | ▲0.7                          | 1.8                    | 1.3         | 2.4                 | 4.6                           | 1.2              | 0.4            | ▲2.4                  | ▲5.5   | 8.1                        | 8.6         | 9.1                | ▲2.2   | 8.9            | Jul.           |  |

Sales value ( billion yen )

Percentage change from the same month/term of the previous year (%)

Note1 "Others" of wholesale trade refers to the items classified as 536,553,559(excluding 5598) under the Japan Standard Industrial Classification.  
Note2 "Others" of retail trade refers to the items classified as 5914,592,60(excluding 603 and 605) under the Japan Standard Industrial Classification.  
Note3 "Reference(\*3)" is total of "Medicine & Toiletry Stores" and "Others(\*2)".  
Note4 The percentage change from the same month/term of the previous year is calculated using the linked coefficient to adjust for discrepancies.Refer to the Appendix table.



## 第2表 業種別商業販売額指数

Table2 Indices of commercial sales value by type of business

(1) 原指数

(1) Original indices

| 年 月        | 商業計   | 卸売業   | (1) Original indices |        |             |             |          |         |         |            |         |         |        |       |
|------------|-------|-------|----------------------|--------|-------------|-------------|----------|---------|---------|------------|---------|---------|--------|-------|
|            |       |       | 各種品卸売業               | 繊維品卸売業 | 衣服・身の回り品卸売業 | 農畜産物・水産物卸売業 | 食料・飲料卸売業 | 建築材料卸売業 | 化学製品卸売業 | 鉱物・金属材料卸売業 | 機械器具卸売業 | 産業機械卸売業 | 自動車卸売業 |       |
|            |       |       |                      |        |             |             |          |         |         |            |         |         |        | Total |
| 2019年      | 100.0 | 98.6  | 85.8                 | 85.3   | 66.4        | 102.2       | 108.4    | 113.3   | 97.2    | 96.7       | 102.9   | 95.3    | 97.2   |       |
| 2020年      | 90.5  | 86.6  | 69.3                 | 66.2   | 52.7        | 98.5        | 104.1    | 101.6   | 85.4    | 75.7       | 86.0    | 75.6    | 75.9   |       |
| 2021年      | 96.0  | 93.2  | 74.9                 | 65.6   | 50.3        | 96.8        | 103.3    | 99.8    | 92.8    | 94.8       | 94.0    | 75.7    | 80.1   |       |
| 2021年 4～6月 | 92.4  | 89.5  | 68.4                 | 65.8   | 48.6        | 93.5        | 102.5    | 95.2    | 91.1    | 87.4       | 89.2    | 69.7    | 77.7   |       |
| 7～9        | 95.1  | 92.9  | 72.8                 | 64.6   | 47.0        | 97.0        | 104.1    | 98.6    | 92.0    | 95.8       | 93.2    | 74.5    | 76.7   |       |
| 10～12      | 103.1 | 100.6 | 85.3                 | 68.5   | 55.6        | 107.4       | 112.9    | 106.4   | 97.3    | 109.7      | 95.3    | 76.2    | 81.4   |       |
| 2022年 1～3月 | 98.8  | 97.3  | 76.9                 | 66.5   | 49.5        | 93.0        | 96.9     | 96.0    | 95.7    | 116.7      | 100.7   | 80.7    | 83.2   |       |
| 4～6        | 98.9  | 97.3  | 74.2                 | 69.8   | 49.9        | 102.6       | 107.9    | 95.7    | 98.8    | 119.5      | 88.6    | 69.7    | 72.8   |       |
| 2021年 5月   | 86.9  | 82.8  | 64.1                 | 60.4   | 42.6        | 89.8        | 95.9     | 85.7    | 82.9    | 82.2       | 81.6    | 64.9    | 69.1   |       |
| 6          | 95.5  | 93.3  | 69.3                 | 67.5   | 47.2        | 93.8        | 104.9    | 100.5   | 93.9    | 92.9       | 96.9    | 77.5    | 84.0   |       |
| 7          | 97.3  | 94.5  | 75.6                 | 65.9   | 45.6        | 97.5        | 110.4    | 100.5   | 95.3    | 95.9       | 94.2    | 73.5    | 83.3   |       |
| 8          | 91.1  | 88.2  | 71.8                 | 61.5   | 43.8        | 95.6        | 101.0    | 92.3    | 86.5    | 90.5       | 85.8    | 68.5    | 71.1   |       |
| 9          | 96.9  | 95.9  | 71.0                 | 66.3   | 51.5        | 97.9        | 100.8    | 103.0   | 94.3    | 101.1      | 99.5    | 81.6    | 75.7   |       |
| 10         | 97.9  | 95.9  | 82.2                 | 68.2   | 55.1        | 99.2        | 104.3    | 107.6   | 96.2    | 104.6      | 90.2    | 74.1    | 74.7   |       |
| 11         | 100.9 | 99.1  | 83.5                 | 69.5   | 56.0        | 101.4       | 107.4    | 107.6   | 97.8    | 109.6      | 95.3    | 75.9    | 85.7   |       |
| 12         | 110.5 | 106.8 | 90.1                 | 67.7   | 55.8        | 121.6       | 126.9    | 104.1   | 98.0    | 115.0      | 100.4   | 78.6    | 83.7   |       |
| 2022年 1月   | 92.4  | 89.3  | 77.1                 | 61.7   | 45.0        | 87.7        | 89.3     | 88.3    | 87.9    | 108.7      | 88.2    | 68.2    | 73.0   |       |
| 2          | 93.1  | 92.3  | 72.1                 | 63.8   | 44.6        | 88.3        | 93.0     | 95.9    | 92.4    | 112.4      | 92.8    | 75.1    | 77.1   |       |
| 3          | 111.0 | 110.4 | 81.5                 | 74.0   | 58.8        | 103.1       | 108.4    | 103.9   | 106.8   | 129.0      | 121.0   | 98.7    | 99.4   |       |
| 4          | 100.1 | 98.7  | 73.9                 | 69.5   | 53.7        | 105.7       | 111.0    | 96.1    | 101.9   | 115.7      | 88.4    | 68.6    | 76.9   |       |
| 5          | 94.4  | 91.6  | 71.1                 | 66.6   | 47.1        | 100.1       | 102.4    | 89.7    | 91.5    | 115.8      | 81.0    | 64.4    | 64.9   |       |
| 6          | 102.1 | 101.5 | 77.5                 | 73.2   | 48.8        | 102.1       | 110.4    | 101.4   | 103.1   | 127.1      | 96.4    | 76.0    | 76.5   |       |
| 7          | 102.2 | 100.2 | 79.3                 | 69.4   | 46.8        | 104.4       | 114.3    | 95.9    | 101.5   | 125.8      | 91.8    | 72.4    | 77.0   |       |

注1：その他の卸売業は、日本標準産業分類の536, 553, 559 (5598を除く)。

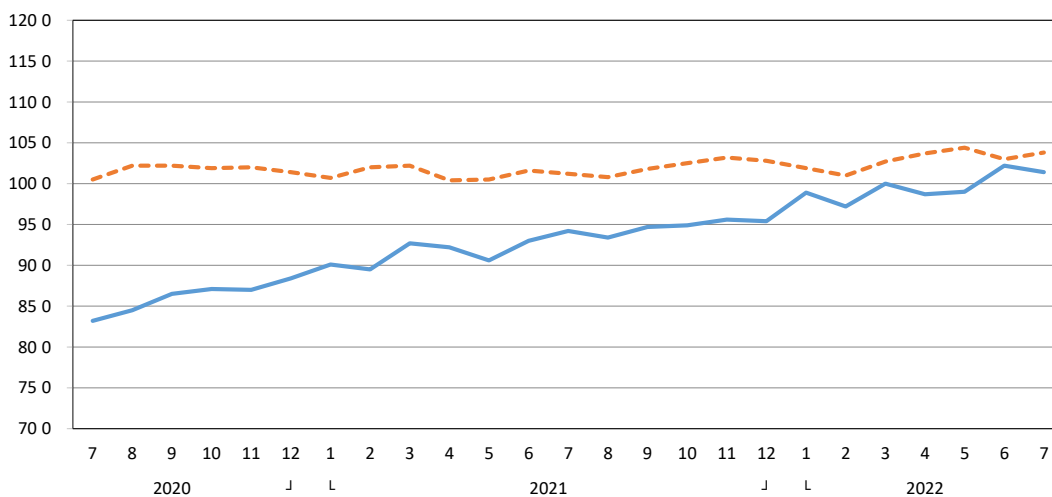
注2：医薬品・化粧品小売業を含むその他小売業は、日本標準産業分類の5914, 592, 60 (605を除く)。

一卸売業 101.4  
…小売業 103.8

西暦2015年=100

### 季節調整済指数の推移

Seasonal adjustment indices  
(C Y 2015 average=100)





| 電<br>機<br>器<br>卸<br>売<br>業             | 気<br>械<br>具<br>卸<br>売<br>業 | その<br>他<br>の<br>機<br>械<br>器<br>具<br>卸<br>売<br>業 | 家具・<br>建具・<br>じゅう器<br>卸売業    | 医薬品<br>・<br>化粧品<br>卸売業 | その<br>他<br>の<br>卸<br>売<br>業<br>(注1) | 小売業                        |  |                                 |                             |                            |                                 |                       |  | Year<br>and<br>Month |
|--|----------------------------|---|------------------------------|------------------------|-------------------------------------|----------------------------|--|---------------------------------|-----------------------------|----------------------------|---------------------------------|-----------------------|--|----------------------|
|  |                            |   |                              |                        |                                     | 各<br>種<br>品<br>卸<br>売<br>業 | 織物・<br>衣服・<br>身の回<br>り<br>品<br>卸<br>売<br>業 | 飲<br>食<br>料<br>品<br>卸<br>売<br>業 | その<br>他<br>の<br>卸<br>売<br>業 | 自<br>動<br>車<br>卸<br>売<br>業 | 機<br>械<br>器<br>具<br>卸<br>売<br>業 | 燃<br>料<br>卸<br>売<br>業 | 医<br>薬<br>品<br>・<br>化<br>粧<br>品<br>卸<br>売<br>業<br>を<br>含<br>む<br>そ<br>の<br>他<br>の<br>卸<br>売<br>業 |                      |
| (注2)                                   |                            |   |                              |                        |                                     |                            |  |                                 |                             |                            |                                 |                       |  |                      |
| Electrical<br>Machinery<br>& Equipment | Others                     | Furniture<br>& House<br>Furnishings             | Medicines<br>&<br>Toiletries | Others(*1)             | Retail                              | General<br>Merchandise     | Fabrics<br>Apparel<br>&<br>Accessories     | Food<br>&<br>Beverages          | Others                      | Motor<br>Vehicles          | Machinery<br>&<br>Equipment     | Fuel                  | Others<br>(*2)   |                      |
| 109.3                                  | 91.2                       | 82.9  | 100.3                        | 91.2                   | 103.1                               | 92.2                       | 102.1                                      | 103.7                           | 104.8                       | 108.5                      | 104.7                           | 107.5                 | 103.9  | C.Y. 2019            |
| 96.7                                   | 69.4                       | 75.5  | 94.3                         | 85.8                   | 99.7                                | 77.8                       | 85.0                                       | 105.1                           | 102.4                       | 99.0                       | 107.5                           | 97.4                  | 104.4  | 2020                 |
| 111.2                                  | 71.8                       | 73.8  | 99.9                         | 94.8                   | 101.6                               | 78.5                       | 85.7                                       | 105.9                           | 105.2                       | 101.4                      | 108.2                           | 112.8                 | 103.8  | 2021                 |
| 106.3                                  | 66.7                       | 71.2  | 100.6                        | 92.9                   | 98.5                                | 71.9                       | 82.8                                       | 104.3                           | 101.8                       | 96.3                       | 102.1                           | 104.8                 | 102.9  | Q2 2021              |
| 111.3                                  | 71.9                       | 70.2  | 100.3                        | 93.7                   | 99.4                                | 74.2                       | 73.7                                       | 107.8                           | 102.5                       | 96.2                       | 104.2                           | 109.7                 | 102.3  | Q3                   |
| 113.2                                  | 71.7                       | 78.8  | 106.5                        | 103.0                  | 108.0                               | 92.1                       | 105.6                                      | 111.5                           | 109.3                       | 92.4                       | 110.8                           | 128.4                 | 109.2  | Q4                   |
| 120.3                                  | 76.5                       | 69.7  | 95.4                         | 99.2                   | 100.9                               | 77.3                       | 79.0                                       | 99.7                            | 108.2                       | 106.1                      | 109.8                           | 129.5                 | 103.6  | Q1 2022              |
| 106.5                                  | 67.9                       | 69.4  | 102.3                        | 99.5                   | 101.2                               | 79.6                       | 88.5                                       | 104.1                           | 104.9                       | 87.8                       | 101.6                           | 119.0                 | 110.3  | Q2                   |
| 97.2                                   | 61.3                       | 63.3  | 89.6                         | 87.3                   | 96.9                                | 66.1                       | 81.5                                       | 106.4                           | 99.0                        | 90.0                       | 102.4                           | 100.6                 | 102.4  | May 2021             |
| 115.7                                  | 68.6                       | 71.8  | 100.5                        | 94.0                   | 99.7                                | 78.2                       | 85.9                                       | 104.2                           | 102.7                       | 100.1                      | 101.2                           | 105.9                 | 101.5  | Jun.                 |
| 112.2                                  | 68.8                       | 73.1  | 100.8                        | 94.0                   | 103.1                               | 82.7                       | 82.9                                       | 107.9                           | 106.6                       | 100.2                      | 114.6                           | 113.9                 | 104.4  | Jul.                 |
| 102.1                                  | 67.2                       | 65.5  | 98.1                         | 88.6                   | 97.5                                | 69.3                       | 65.2                                       | 110.1                           | 99.5                        | 89.9                       | 100.5                           | 107.9                 | 101.4  | Aug.                 |
| 119.5                                  | 79.6                       | 72.0  | 101.9                        | 98.5                   | 97.7                                | 70.6                       | 72.9                                       | 105.3                           | 101.3                       | 98.4                       | 97.4                            | 107.2                 | 101.1  | Sep.                 |
| 107.1                                  | 67.4                       | 72.8  | 102.4                        | 100.2                  | 101.6                               | 79.3                       | 95.3                                       | 106.9                           | 103.5                       | 84.3                       | 104.3                           | 119.3                 | 106.6  | Oct.                 |
| 112.0                                  | 70.3                       | 78.8  | 102.3                        | 103.2                  | 103.8                               | 86.9                       | 106.9                                      | 104.2                           | 106.1                       | 94.9                       | 102.5                           | 124.5                 | 104.9  | Nov.                 |
| 120.5                                  | 77.4                       | 84.8  | 114.8                        | 105.5                  | 118.6                               | 110.0                      | 114.7                                      | 123.4                           | 118.2                       | 97.9                       | 125.7                           | 141.5                 | 116.1  | Dec.                 |
| 106.5                                  | 67.1                       | 60.2  | 91.8                         | 89.8                   | 99.2                                | 79.7                       | 88.0                                       | 99.4                            | 103.7                       | 88.3                       | 111.3                           | 128.9                 | 102.6  | Jan. 2022            |
| 110.8                                  | 69.0                       | 66.9  | 91.5                         | 93.6                   | 93.4                                | 68.6                       | 62.1                                       | 94.9                            | 100.6                       | 97.2                       | 94.6                            | 126.4                 | 96.3   | Feb.                 |
| 143.7                                  | 93.4                       | 82.1  | 102.9                        | 114.2                  | 110.1                               | 83.5                       | 86.9                                       | 104.9                           | 120.2                       | 132.9                      | 123.4                           | 133.1                 | 111.9  | Mar.                 |
| 105.1                                  | 68.2                       | 72.9  | 111.1                        | 105.0                  | 101.9                               | 77.1                       | 88.8                                       | 103.0                           | 107.1                       | 91.4                       | 103.6                           | 122.6                 | 111.9  | Apr.                 |
| 97.6                                   | 62.3                       | 62.9  | 93.6                         | 93.9                   | 100.5                               | 79.8                       | 92.0                                       | 106.3                           | 102.0                       | 80.0                       | 99.6                            | 115.9                 | 109.7  | May                  |
| 116.9                                  | 73.1                       | 72.4  | 102.3                        | 99.7                   | 101.2                               | 81.8                       | 84.6                                       | 102.9                           | 105.7                       | 92.0                       | 101.5                           | 118.4                 | 109.2  | Jun.                 |
| 110.2                                  | 68.4                       | 72.6  | 102.7                        | 95.3                   | 105.7                               | 86.5                       | 84.0                                       | 108.4                           | 110.2                       | 97.8                       | 108.3                           | 123.1                 | 113.7  | Jul.                 |

Note1 "Other" of wholesale trade refers to the items classified as 536,553,559(excluding 5598) under the Japan Standard Industrial Classification.

Note2 "Others"(including Medicine and Toiletry stores) of retail trade refers to items classified as 5914,592,60(excluding 605) under the Japan Standard Industrial Classification.

Original Indices (C.Y.2015 average = 100)

## 第2表 業種別商業販売額指数

Table2 Indices of commercial sales value by type of business

(2) 季節調整済指数及び前期(月)比増減率

(2) Seasonal adjustment indices

| 年 月                               | 商業計         |             |             |                       |                       |                 |               |             |                   |           |               |             |           |                     |
|-----------------------------------|-------------|-------------|-------------|-----------------------|-----------------------|-----------------|---------------|-------------|-------------------|-----------|---------------|-------------|-----------|---------------------|
|                                   | 卸売業         | 各 種 品 卸 売 業 | 織 維 品 卸 売 業 | 衣 服 ・ 身 の 回 り 品 卸 売 業 | 農 畜 産 物 ・ 水 産 物 卸 売 業 | 食 料 ・ 飲 料 卸 売 業 | 建 築 材 料 卸 売 業 | 化 学 品 卸 売 業 | 鉱 物 ・ 金 属 材 卸 売 業 | 機 械 卸 売 業 | 産 業 機 械 卸 売 業 | 自 動 車 卸 売 業 | Total     |                     |
|                                   |             |             |             |                       |                       |                 |               |             |                   |           |               |             | Wholesale | General Merchandise |
| 季 節 調 整 済 指 数 (西 曆 2015 年 II 100) | 2021 年 4~6月 | 94.5        | 91.9        | 73.3                  | 67.7                  | 49.6            | 95.8          | 102.1       | 100.6             | 92.7      | 91.2          | 94.0        | 73.9      | 82.0                |
|                                   | 7~9         | 96.5        | 94.1        | 75.0                  | 64.5                  | 48.5            | 97.2          | 102.3       | 100.8             | 92.8      | 98.7          | 93.6        | 74.9      | 77.5                |
|                                   | 10~12       | 98.0        | 95.3        | 79.4                  | 65.9                  | 50.1            | 99.4          | 105.6       | 98.2              | 93.5      | 104.8         | 93.4        | 75.7      | 77.9                |
|                                   | 2022 年 1~3月 | 100.2       | 98.7        | 75.1                  | 67.2                  | 51.6            | 98.4          | 105.8       | 96.7              | 96.7      | 113.9         | 97.1        | 76.2      | 81.6                |
|                                   | 4~6         | 101.3       | 100.0       | 79.8                  | 71.7                  | 51.8            | 105.3         | 108.1       | 101.4             | 100.7     | 124.8         | 93.3        | 74.1      | 76.9                |
|                                   | 2021 年 5月   | 93.2        | 90.6        | 73.1                  | 64.6                  | 47.8            | 94.8          | 101.3       | 98.9              | 91.3      | 88.3          | 92.2        | 73.1      | 79.3                |
|                                   | 6           | 95.5        | 93.0        | 72.6                  | 66.7                  | 48.8            | 97.1          | 102.3       | 101.5             | 93.9      | 94.8          | 94.6        | 76.3      | 82.8                |
|                                   | 7           | 96.2        | 94.2        | 77.2                  | 65.3                  | 48.4            | 95.7          | 103.5       | 99.8              | 92.5      | 97.1          | 94.7        | 74.8      | 81.9                |
|                                   | 8           | 95.9        | 93.4        | 76.5                  | 65.7                  | 48.0            | 96.6          | 100.6       | 101.9             | 93.2      | 97.9          | 93.3        | 74.9      | 80.6                |
|                                   | 9           | 97.3        | 94.7        | 71.3                  | 62.5                  | 49.2            | 99.4          | 102.9       | 100.6             | 92.7      | 101.0         | 92.9        | 75.0      | 69.9                |
|                                   | 10          | 97.9        | 94.9        | 78.0                  | 65.8                  | 50.0            | 98.2          | 106.3       | 100.2             | 93.4      | 102.8         | 92.5        | 76.3      | 73.7                |
|                                   | 11          | 98.2        | 95.6        | 80.5                  | 67.0                  | 50.5            | 99.3          | 104.7       | 98.1              | 94.1      | 105.3         | 93.6        | 76.0      | 79.8                |
|                                   | 12          | 97.9        | 95.4        | 79.6                  | 65.0                  | 49.7            | 100.7         | 105.7       | 96.4              | 93.0      | 106.2         | 94.0        | 74.7      | 80.1                |
|                                   | 2022 年 1月   | 99.5        | 98.9        | 75.6                  | 68.2                  | 51.1            | 98.3          | 106.5       | 98.2              | 97.0      | 110.3         | 97.0        | 75.8      | 79.9                |
|                                   | 2           | 99.1        | 97.2        | 76.3                  | 67.7                  | 49.9            | 96.5          | 104.3       | 96.3              | 95.5      | 111.6         | 96.0        | 75.8      | 79.3                |
|                                   | 3           | 101.9       | 100.0       | 73.4                  | 65.8                  | 53.7            | 100.3         | 106.7       | 95.6              | 97.7      | 119.8         | 98.2        | 77.1      | 85.5                |
|                                   | 4           | 100.3       | 98.7        | 77.0                  | 72.8                  | 50.5            | 103.9         | 106.8       | 97.6              | 99.4      | 119.6         | 94.4        | 74.5      | 80.6                |
|                                   | 5           | 100.9       | 99.0        | 80.9                  | 70.1                  | 53.1            | 105.7         | 107.6       | 103.1             | 99.8      | 124.6         | 91.5        | 72.8      | 74.8                |
|                                   | 6           | 102.6       | 102.2       | 81.4                  | 72.3                  | 51.8            | 106.2         | 110.0       | 103.4             | 102.8     | 130.1         | 94.0        | 74.9      | 75.4                |
| 7                                 | 102.6       | 101.4       | 81.5        | 69.8                  | 51.0                  | 104.7           | 109.3         | 97.4        | 100.9             | 129.2     | 92.2          | 73.6        | 75.5      |                     |
| 前 期 (月) 比 増 減 率 (%)               | 2021 年 4~6月 | 0.3         | 1.2         | 2.7                   | 5.3                   | ▲5.7            | 1.6           | ▲0.1        | 1.5               | 1.3       | 9.0           | ▲0.6        | ▲4.9      | ▲1.1                |
|                                   | 7~9         | 2.1         | 2.4         | 2.3                   | ▲4.7                  | ▲2.2            | 1.5           | 0.2         | 0.2               | 0.1       | 8.2           | ▲0.4        | 1.4       | ▲5.5                |
|                                   | 10~12       | 1.6         | 1.3         | 5.9                   | 2.2                   | 3.3             | 2.3           | 3.2         | ▲2.6              | 0.8       | 6.2           | ▲0.2        | 1.1       | 0.5                 |
|                                   | 2022 年 1~3月 | 2.2         | 3.6         | ▲5.4                  | 2.0                   | 3.0             | ▲1.0          | 0.2         | ▲1.5              | 3.4       | 8.7           | 4.0         | 0.7       | 4.7                 |
|                                   | 4~6         | 1.1         | 1.3         | 6.3                   | 6.7                   | 0.4             | 7.0           | 2.2         | 4.9               | 4.1       | 9.6           | ▲3.9        | ▲2.8      | ▲5.8                |
|                                   | 2021 年 5月   | ▲1.8        | ▲1.7        | ▲1.5                  | ▲9.9                  | ▲8.3            | ▲0.8          | ▲1.4        | ▲2.4              | ▲1.7      | ▲2.3          | ▲3.2        | 1.2       | ▲5.5                |
|                                   | 6           | 2.5         | 2.6         | ▲0.7                  | 3.3                   | 2.1             | 2.4           | 1.0         | 2.6               | 2.8       | 7.4           | 2.6         | 4.4       | 4.4                 |
|                                   | 7           | 0.7         | 1.3         | 6.3                   | ▲2.1                  | ▲0.8            | ▲1.4          | 1.2         | ▲1.7              | ▲1.5      | 2.4           | 0.1         | ▲2.0      | ▲1.1                |
|                                   | 8           | ▲0.3        | ▲0.8        | ▲0.9                  | 0.6                   | ▲0.8            | 0.9           | ▲2.8        | 2.1               | 0.8       | 0.8           | ▲1.5        | 0.1       | ▲1.6                |
|                                   | 9           | 1.5         | 1.4         | ▲6.8                  | ▲4.9                  | 2.5             | 2.9           | 2.3         | ▲1.3              | ▲0.5      | 3.2           | ▲0.4        | 0.1       | ▲13.3               |
|                                   | 10          | 0.6         | 0.2         | 9.4                   | 5.3                   | 1.6             | ▲1.2          | 3.3         | ▲0.4              | 0.8       | 1.8           | ▲0.4        | 1.7       | 5.4                 |
|                                   | 11          | 0.3         | 0.7         | 3.2                   | 1.8                   | 1.0             | 1.1           | ▲1.5        | ▲2.1              | 0.7       | 2.4           | 1.2         | ▲0.4      | 8.3                 |
|                                   | 12          | ▲0.3        | ▲0.2        | ▲1.1                  | ▲3.0                  | ▲1.6            | 1.4           | 1.0         | ▲1.7              | ▲1.2      | 0.9           | 0.4         | ▲1.7      | 0.4                 |
|                                   | 2022 年 1月   | 1.6         | 3.7         | ▲5.0                  | 4.9                   | 2.8             | ▲2.4          | 0.8         | 1.9               | 4.3       | 3.9           | 3.2         | 1.5       | ▲0.2                |
|                                   | 2           | ▲0.4        | ▲1.7        | 0.9                   | ▲0.7                  | ▲2.3            | ▲1.8          | ▲2.1        | ▲1.9              | ▲1.5      | 1.2           | ▲1.0        | 0.0       | ▲0.8                |
|                                   | 3           | 2.8         | 2.9         | ▲3.8                  | ▲2.8                  | 7.6             | 3.9           | 2.3         | ▲0.7              | 2.3       | 7.3           | 2.3         | 1.7       | 7.8                 |
|                                   | 4           | ▲1.6        | ▲1.3        | 4.9                   | 10.6                  | ▲6.0            | 3.6           | 0.1         | 2.1               | 1.7       | ▲0.2          | ▲3.9        | ▲3.4      | ▲5.7                |
|                                   | 5           | 0.6         | 0.3         | 5.1                   | ▲3.7                  | 5.1             | 1.7           | 0.7         | 5.6               | 0.4       | 4.2           | ▲3.1        | ▲2.3      | ▲7.2                |
|                                   | 6           | 1.7         | 3.2         | 0.6                   | 3.1                   | ▲2.4            | 0.5           | 2.2         | 0.3               | 3.0       | 4.4           | 2.7         | 2.9       | 0.8                 |
| 7                                 | 0.0         | ▲0.8        | 0.1         | ▲3.5                  | ▲1.5                  | ▲1.4            | ▲0.6          | ▲5.8        | ▲1.8              | ▲0.7      | ▲1.9          | ▲1.7        | 0.1       |                     |

注1：その他の卸売業は、日本標準産業分類の536、553、559(5598を除く)。

注2：医薬品・化粧品小売業を含むその他小売業は、日本標準産業分類の5914、592、60(605を除く)。

| 電<br>機<br>器<br>卸<br>売<br>業 | 気<br>機<br>具<br>卸<br>売<br>業 | その<br>他<br>の<br>機<br>械<br>器<br>具<br>卸<br>売<br>業 | 家具・<br>建具・<br>じゅう器<br>卸売業 | 医薬品<br>・<br>化粧品<br>卸売業 | その<br>他<br>の<br>卸<br>売<br>業<br>(注1) | 小<br>売<br>業 | 各<br>種<br>商<br>品<br>小<br>売<br>業 | 織<br>物<br>・<br>衣<br>服<br>・<br>身<br>の<br>回<br>り<br>品<br>小<br>売<br>業 | 飲<br>食<br>料<br>品<br>小<br>売<br>業 | その<br>他<br>の<br>小<br>売<br>業 | 自<br>動<br>車<br>小<br>売<br>業 | 機<br>械<br>器<br>具<br>小<br>売<br>業 | 燃<br>料<br>小<br>売<br>業 | 医<br>薬<br>品<br>・<br>化<br>粧<br>品<br>小<br>売<br>業<br>を<br>含<br>む<br>そ<br>の<br>他<br>小<br>売<br>業 | Year<br>and<br>Month |
|----------------------------|----------------------------|---|---------------------------|------------------------|-------------------------------------|-------------|---------------------------------|--|---------------------------------|-----------------------------|----------------------------|---------------------------------|-----------------------|---|----------------------|
|                            |                            |   |                           |                        |                                     |             |                                 |  |                                 |                             |                            |                                 |                       |   |                      |
| 111.8                      | 69.3                       | 72.5  | 99.4                      | 93.9                   | 100.8                               | 76.1        | 85.4                            | 105.7  | 104.0                           | 103.6                       | 110.2                      | 109.3                           | 103.3                 | Q2 2021   |                      |
| 110.9                      | 71.9                       | 72.9  | 101.4                     | 94.8                   | 101.3                               | 77.9        | 83.0                            | 106.5  | 104.0                           | 98.3                        | 104.8                      | 116.8                           | 103.3                 | Q3  |                      |
| 111.3                      | 70.5                       | 74.8  | 100.4                     | 99.4                   | 102.8                               | 81.8        | 88.3                            | 107.1  | 106.1                           | 92.8                        | 106.4                      | 122.4                           | 104.8                 | Q4  |                      |
| 116.8                      | 74.6                       | 69.4  | 101.3                     | 100.1                  | 101.9                               | 78.9        | 83.0                            | 104.3  | 107.3                           | 95.6                        | 106.1                      | 123.4                           | 106.8                 | Q1 2022   |                      |
| 112.0                      | 70.6                       | 70.8  | 101.3                     | 100.7                  | 103.7                               | 84.4        | 91.9                            | 105.4  | 107.3                           | 94.8                        | 109.7                      | 123.9                           | 110.9                 | Q2  |                      |
| 109.4                      | 70.1                       | 67.8  | 98.3                      | 93.8                   | 100.5                               | 70.0        | 82.7                            | 105.6  | 102.4                           | 101.9                       | 109.3                      | 107.4                           | 102.6                 | May 2021  |                      |
| 111.6                      | 68.1                       | 74.0  | 98.8                      | 94.6                   | 101.6                               | 80.9        | 90.9                            | 106.5  | 105.4                           | 103.2                       | 109.0                      | 113.4                           | 104.3                 | Jun.  |                      |
| 112.5                      | 69.9                       | 74.6  | 99.9                      | 93.0                   | 101.2                               | 81.2        | 85.5                            | 107.0  | 104.8                           | 100.9                       | 106.1                      | 116.4                           | 104.0                 | Jul.  |                      |
| 109.9                      | 71.6                       | 71.5  | 101.9                     | 93.6                   | 100.8                               | 74.5        | 77.1                            | 105.1  | 103.0                           | 100.2                       | 101.4                      | 115.3                           | 101.2                 | Aug.  |                      |
| 110.2                      | 74.2                       | 72.7  | 102.4                     | 97.7                   | 101.8                               | 78.0        | 86.5                            | 107.5  | 104.3                           | 93.9                        | 107.0                      | 118.6                           | 104.7                 | Sep.  |                      |
| 109.9                      | 70.0                       | 73.9  | 99.9                      | 101.8                  | 102.5                               | 79.8        | 86.1                            | 107.7  | 105.5                           | 87.4                        | 111.0                      | 123.7                           | 105.3                 | Oct.  |                      |
| 111.9                      | 71.3                       | 75.1  | 101.1                     | 99.7                   | 103.2                               | 82.7        | 89.2                            | 108.3  | 106.1                           | 93.5                        | 104.7                      | 121.5                           | 105.5                 | Nov.  |                      |
| 112.0                      | 70.2                       | 75.4  | 100.2                     | 96.8                   | 102.8                               | 82.9        | 89.6                            | 105.2  | 106.6                           | 97.6                        | 103.4                      | 121.9                           | 103.5                 | Dec.  |                      |
| 117.0                      | 76.8                       | 70.9  | 106.0                     | 99.7                   | 101.9                               | 75.8        | 87.6                            | 103.3  | 105.9                           | 90.8                        | 104.6                      | 123.6                           | 106.8                 | Jan. 2022   |                      |
| 116.2                      | 72.1                       | 68.4  | 99.0                      | 97.7                   | 101.0                               | 79.0        | 81.7                            | 104.6  | 105.6                           | 92.4                        | 103.7                      | 123.6                           | 105.8                 | Feb.  |                      |
| 117.3                      | 75.0                       | 69.0  | 98.8                      | 102.9                  | 102.7                               | 81.9        | 79.8                            | 105.1  | 110.4                           | 103.6                       | 109.9                      | 123.0                           | 107.8                 | Mar.  |                      |
| 113.5                      | 68.7                       | 70.2  | 102.8                     | 101.4                  | 103.7                               | 83.2        | 90.2                            | 105.3  | 107.8                           | 98.8                        | 111.1                      | 120.8                           | 110.0                 | Apr.  |                      |
| 109.9                      | 70.3                       | 67.4  | 100.6                     | 99.8                   | 104.4                               | 85.4        | 95.8                            | 105.9  | 105.6                           | 90.4                        | 108.6                      | 123.9                           | 110.4                 | May   |                      |
| 112.7                      | 72.8                       | 74.7  | 100.5                     | 100.9                  | 103.0                               | 84.6        | 89.8                            | 105.0  | 108.5                           | 95.1                        | 109.4                      | 127.0                           | 112.2                 | Jun.  |                      |
| 110.3                      | 70.5                       | 74.1  | 104.2                     | 97.2                   | 103.8                               | 84.5        | 87.3                            | 107.0  | 108.5                           | 99.3                        | 98.9                       | 126.4                           | 113.2                 | Jul.  |                      |
| 1.2                        | ▲6.7                       | ▲2.7  | 1.7                       | 4.1                    | ▲0.8                                | ▲1.8        | 0.7                             | 1.0  | ▲2.5                            | ▲6.1                        | ▲1.9                       | 6.3                             | ▲0.7                  | Q2 2021   |                      |
| ▲0.8                       | 3.8                        | 0.6   | 2.0                       | 1.0                    | 0.5                                 | 2.4         | ▲2.8                            | 0.8  | 0.0                             | ▲5.1                        | ▲4.9                       | 6.9                             | 0.0                   | Q3  |                      |
| 0.4                        | ▲1.9                       | 2.6   | ▲1.0                      | 4.9                    | 1.5                                 | 5.0         | 6.4                             | 0.6  | 2.0                             | ▲5.6                        | 1.5                        | 4.8                             | 1.5                   | Q4  |                      |
| 4.9                        | 5.8                        | ▲7.2  | 0.9                       | 0.7                    | ▲0.9                                | ▲3.5        | ▲6.0                            | ▲2.6   | 1.1                             | 3.0                         | ▲0.3                       | 0.8                             | 1.9                   | Q1 2022   |                      |
| ▲4.1                       | ▲5.4                       | 2.0   | 0.0                       | 0.6                    | 1.8                                 | 7.0         | 10.7                            | 1.1  | 0.0                             | ▲0.8                        | 3.4                        | 0.4                             | 3.8                   | Q2  |                      |
| ▲4.4                       | 0.6                        | ▲10.3   | ▲2.7                      | 0.6                    | 0.1                                 | ▲9.7        | 0.0                             | 0.5  | ▲1.7                            | ▲3.5                        | ▲2.8                       | 0.4                             | ▲0.4                  | May 2021  |                      |
| 2.0                        | ▲2.9                       | 9.1   | 0.5                       | 0.9                    | 1.1                                 | 15.6        | 9.9                             | 0.9  | 2.9                             | 1.3                         | ▲0.3                       | 5.6                             | 1.7                   | Jun.  |                      |
| 0.8                        | 2.6                        | 0.8   | 1.1                       | ▲1.7                   | ▲0.4                                | 0.4         | ▲5.9                            | 0.5  | ▲0.6                            | ▲2.2                        | ▲2.7                       | 2.6                             | ▲0.3                  | Jul.  |                      |
| ▲2.3                       | 2.4                        | ▲4.2  | 2.0                       | 0.6                    | ▲0.4                                | ▲8.3        | ▲9.8                            | ▲1.8   | ▲1.7                            | ▲0.7                        | ▲4.4                       | ▲0.9                            | ▲2.7                  | Aug.  |                      |
| 0.3                        | 3.6                        | 1.7   | 0.5                       | 4.4                    | 1.0                                 | 4.7         | 12.2                            | 2.3  | 1.3                             | ▲6.3                        | 5.5                        | 2.9                             | 3.5                   | Sep.  |                      |
| ▲0.3                       | ▲5.7                       | 1.7   | ▲2.4                      | 4.2                    | 0.7                                 | 2.3         | ▲0.5                            | 0.2  | 1.2                             | ▲6.9                        | 3.7                        | 4.3                             | 0.6                   | Oct.  |                      |
| 1.8                        | 1.9                        | 1.6   | 1.2                       | ▲2.1                   | 0.7                                 | 3.6         | 3.6                             | 0.6  | 0.6                             | 7.0                         | ▲5.7                       | ▲1.8                            | 0.2                   | Nov.  |                      |
| 0.1                        | ▲1.5                       | 0.4   | ▲0.9                      | ▲2.9                   | ▲0.4                                | 0.2         | 0.4                             | ▲2.9   | 0.5                             | 4.4                         | ▲1.2                       | 0.3                             | ▲1.9                  | Dec.  |                      |
| 4.5                        | 9.4                        | ▲6.0  | 5.8                       | 3.0                    | ▲0.9                                | ▲8.6        | ▲2.2                            | ▲1.8   | ▲0.7                            | ▲7.0                        | 1.2                        | 1.4                             | 3.2                   | Jan. 2022   |                      |
| ▲0.7                       | ▲6.1                       | ▲3.5  | ▲6.6                      | ▲2.0                   | ▲0.9                                | 4.2         | ▲6.7                            | 1.3  | ▲0.3                            | 1.8                         | ▲0.9                       | 0.0                             | ▲0.9                  | Feb.  |                      |
| 0.9                        | 4.0                        | 0.9   | ▲0.2                      | 5.3                    | 1.7                                 | 3.7         | ▲2.3                            | 0.5  | 4.5                             | 12.1                        | 6.0                        | ▲0.5                            | 1.9                   | Mar.  |                      |
| ▲3.2                       | ▲8.4                       | 1.7   | 4.0                       | ▲1.5                   | 1.0                                 | 1.6         | 13.0                            | 0.2  | ▲2.4                            | ▲4.6                        | 1.1                        | ▲1.8                            | 2.0                   | Apr.  |                      |
| ▲3.2                       | 2.3                        | ▲4.0  | ▲2.1                      | ▲1.6                   | 0.7                                 | 2.6         | 6.2                             | 0.6  | ▲2.0                            | ▲8.5                        | ▲2.3                       | 2.6                             | 0.4                   | May   |                      |
| 2.5                        | 3.6                        | 10.8  | ▲0.1                      | 1.1                    | ▲1.3                                | ▲0.9        | ▲6.3                            | ▲0.8   | 2.7                             | 5.2                         | 0.7                        | 2.5                             | 1.6                   | Jun.  |                      |
| ▲2.1                       | ▲3.2                       | ▲0.8  | 3.7                       | ▲3.7                   | 0.8                                 | ▲0.1        | ▲2.8                            | 1.9  | 0.0                             | 4.4                         | ▲9.6                       | ▲0.5                            | 0.9                   | Jul.  |                      |

Note1 "Others" of wholesale trade refers to items classified as 536,553,559(excluding 5598) under the Japan Standard Industrial Classification.

Note2 "Others"(including Medicine and Toiletry stores) of retail trade refers to items classified as 5914,592,60(excluding 605) under the Japan Standard Industrial Classification.

Seasonal adjustment indices (C.Y.2015 average = 100)

Percentage change from the previous month/term (%)

第3表 大規模卸売店商品別販売額及び前年（度、同期、同月）比増減率

Table3 Large-scale wholesale sales value by goods and the percentage change from the same month/term of the previous year

| 年 月         | 合 計       | 織 維 品  | 衣 服 ・ 身<br>の 回 り 品 | 農 畜 産 物<br>・<br>水 産 物       | 食 料<br>・<br>飲 料                    | 医 薬 品<br>・<br>化 粧 品    | 化 学 製 品                    | 石 油<br>・<br>石 炭 | 鉱 物                    |                         |
|-------------|-----------|--------|--------------------|-----------------------------|------------------------------------|------------------------|----------------------------|-----------------|------------------------|-------------------------|
|             |           | Total  | Textiles           | Apparel<br>&<br>Accessories | Livestock &<br>Aquatic<br>Products | Food<br>&<br>Beverages | Medicine<br>&<br>Cosmetics | Chemicals       | Petroleum<br>&<br>Coal | Minerals<br>&<br>Metals |
|             |           | 2019 年 | 1,155,781          | 7,668                       | 24,215                             | 82,226                 | 143,283                    | 69,573          | 101,652                | 122,865                 |
| 2020        | 1,106,395 | 7,046  | 25,777             | 78,922                      | 169,438                            | 80,831                 | 91,873                     | 76,446          | 7,235                  |                         |
| 2021        | 1,301,664 | 7,671  | 27,050             | 84,293                      | 175,894                            | 85,182                 | 109,074                    | 119,470         | 9,607                  |                         |
| 2019 年度     | 1,144,783 | 7,491  | 23,832             | 82,062                      | 146,266                            | 70,943                 | 99,300                     | 116,064         | 5,476                  |                         |
| 2020        | 1,123,116 | 7,085  | 26,662             | 78,916                      | 172,857                            | 82,767                 | 93,444                     | 70,591          | 7,745                  |                         |
| 2021        | 1,360,749 | 7,817  | 27,410             | 86,975                      | 178,775                            | 86,396                 | 113,322                    | 141,276         | 10,560                 |                         |
| 2021 年 4～6月 | 310,240   | 1,919  | 6,081              | 20,909                      | 43,863                             | 21,101                 | 26,307                     | 25,342          | 2,451                  |                         |
| 7～9         | 331,621   | 1,887  | 6,571              | 21,305                      | 44,766                             | 21,631                 | 27,314                     | 31,395          | 2,659                  |                         |
| 10～12       | 358,774   | 2,037  | 7,883              | 22,814                      | 48,159                             | 23,395                 | 29,671                     | 40,085          | 2,480                  |                         |
| 2022 年 1～3月 | 360,114   | 1,975  | 6,876              | 21,948                      | 41,987                             | 20,269                 | 30,030                     | 44,455          | 2,970                  |                         |
| 4～6         | 368,663   | 2,168  | 6,823              | 22,556                      | 47,239                             | 22,826                 | 31,590                     | 49,321          | 2,222                  |                         |
| 2021 年 5月   | 95,950    | 603    | 1,768              | 6,815                       | 13,504                             | 6,054                  | 8,043                      | 8,087           | 891                    |                         |
| 6           | 108,326   | 669    | 2,062              | 7,074                       | 15,126                             | 7,191                  | 8,984                      | 8,222           | 939                    |                         |
| 7           | 111,144   | 617    | 2,115              | 6,897                       | 15,833                             | 7,407                  | 9,212                      | 10,731          | 875                    |                         |
| 8           | 105,930   | 621    | 2,065              | 7,152                       | 14,297                             | 6,956                  | 8,878                      | 11,110          | 898                    |                         |
| 9           | 114,547   | 650    | 2,391              | 7,256                       | 14,636                             | 7,269                  | 9,224                      | 9,553           | 886                    |                         |
| 10          | 114,403   | 651    | 2,583              | 7,441                       | 14,703                             | 7,554                  | 9,819                      | 13,202          | 781                    |                         |
| 11          | 117,725   | 699    | 2,616              | 7,285                       | 15,360                             | 7,365                  | 9,898                      | 13,685          | 816                    |                         |
| 12          | 126,646   | 686    | 2,683              | 8,088                       | 18,096                             | 8,476                  | 9,954                      | 13,198          | 883                    |                         |
| 2022 年 1月   | 110,554   | 591    | 2,239              | 6,641                       | 12,744                             | 6,534                  | 9,299                      | 15,003          | 1,098                  |                         |
| 2           | 112,386   | 637    | 2,048              | 6,791                       | 13,495                             | 6,555                  | 9,623                      | 14,935          | 836                    |                         |
| 3           | 137,174   | 747    | 2,589              | 8,516                       | 15,748                             | 7,180                  | 11,108                     | 14,517          | 1,036                  |                         |
| 4           | 120,039   | 683    | 2,388              | 7,182                       | 16,076                             | 8,782                  | 10,759                     | 15,157          | 778                    |                         |
| 5           | 117,585   | 696    | 2,223              | 7,503                       | 14,747                             | 6,515                  | 9,990                      | 17,110          | 826                    |                         |
| 6           | 131,038   | 789    | 2,212              | 7,871                       | 16,417                             | 7,529                  | 10,841                     | 17,054          | 618                    |                         |
| 7           | 128,449   | 743    | 2,308              | 7,847                       | 15,948                             | 7,544                  | 11,010                     | 18,859          | 929                    |                         |
| 2019 年      | ▲4.2      | ▲8.0   | ▲9.4               | ▲0.9                        | ▲1.8                               | 4.2                    | ▲8.0                       | ▲11.9           | ▲6.8                   |                         |
| 2020        | ▲9.7      | ▲15.4  | ▲16.9              | ▲5.7                        | ▲1.4                               | ▲1.6                   | ▲10.6                      | ▲34.9           | ▲3.8                   |                         |
| 2021        | 16.3      | 7.4    | 0.6                | 6.5                         | 0.9                                | 2.7                    | 18.5                       | 58.9            | 23.4                   |                         |
| 2019 年度     | ▲5.5      | ▲11.7  | ▲12.5              | ▲0.5                        | ▲1.2                               | 3.5                    | ▲9.9                       | ▲14.9           | ▲3.2                   |                         |
| 2020        | ▲7.8      | ▲13.3  | ▲14.2              | ▲5.6                        | ▲2.3                               | ▲2.0                   | ▲7.0                       | ▲35.6           | ▲5.2                   |                         |
| 2021        | 21.2      | 10.3   | 2.8                | 10.2                        | 3.4                                | 4.4                    | 21.3                       | 100.1           | 36.4                   |                         |
| 2021 年 4～6月 | 22.7      | 10.9   | 14.0               | 8.5                         | 1.0                                | 1.2                    | 23.4                       | 88.8            | 32.0                   |                         |
| 7～9         | 22.2      | 13.0   | ▲7.0               | 9.5                         | 1.4                                | 4.7                    | 25.6                       | 108.1           | 57.8                   |                         |
| 10～12       | 20.5      | 9.7    | 1.8                | 9.0                         | 4.2                                | 5.4                    | 20.6                       | 106.3           | 13.5                   |                         |
| 2022 年 1～3月 | 19.6      | 8.0    | 5.5                | 13.9                        | 7.4                                | 6.4                    | 16.5                       | 96.3            | 47.2                   |                         |
| 4～6         | 18.8      | 13.0   | 12.2               | 7.9                         | 7.7                                | 8.2                    | 20.1                       | 94.6            | ▲9.3                   |                         |
| 2021 年 5月   | 28.0      | 14.7   | 17.1               | 7.4                         | 1.8                                | 3.9                    | 27.9                       | 110.3           | 97.0                   |                         |
| 6           | 22.3      | 18.5   | ▲4.8               | 8.5                         | ▲2.5                               | 6.1                    | 32.0                       | 79.1            | 24.6                   |                         |
| 7           | 25.1      | 14.5   | ▲8.1               | 6.2                         | 4.8                                | 4.6                    | 25.3                       | 109.4           | 70.6                   |                         |
| 8           | 23.6      | 19.2   | ▲6.3               | 6.7                         | ▲1.3                               | 8.7                    | 27.9                       | 116.5           | 43.6                   |                         |
| 9           | 18.2      | 6.4    | ▲6.6               | 15.9                        | 0.7                                | 1.1                    | 23.8                       | 97.8            | 62.1                   |                         |
| 10          | 19.4      | 4.8    | ▲3.6               | 4.2                         | 2.3                                | 1.4                    | 19.2                       | 123.1           | ▲3.4                   |                         |
| 11          | 24.7      | 18.0   | 5.9                | 13.6                        | 6.2                                | 8.6                    | 27.1                       | 125.5           | 29.4                   |                         |
| 12          | 17.7      | 6.7    | 3.4                | 9.7                         | 4.1                                | 6.6                    | 16.2                       | 77.3            | 18.2                   |                         |
| 2022 年 1月   | 20.9      | 6.3    | 11.5               | 14.4                        | 8.2                                | 10.5                   | 19.0                       | 80.6            | 77.2                   |                         |
| 2           | 21.6      | 11.5   | 2.9                | 10.1                        | 6.0                                | 9.9                    | 17.9                       | 115.8           | 11.9                   |                         |
| 3           | 17.0      | 6.6    | 2.8                | 16.8                        | 7.9                                | 0.1                    | 13.3                       | 95.6            | 59.2                   |                         |
| 4           | 13.3      | 5.6    | 6.1                | 2.3                         | 5.5                                | 11.8                   | 15.9                       | 67.8            | 25.2                   |                         |
| 5           | 22.5      | 15.4   | 25.8               | 10.1                        | 9.2                                | 7.6                    | 24.2                       | 111.6           | ▲7.3                   |                         |
| 6           | 21.0      | 18.0   | 7.3                | 11.3                        | 8.5                                | 4.7                    | 20.7                       | 107.4           | ▲34.2                  |                         |
| 7           | 15.6      | 20.5   | 9.1                | 13.8                        | 0.7                                | 1.9                    | 19.5                       | 75.7            | 6.2                    |                         |

注：前年（度、同期、同月）比増減率は、ギャップを調整するリンク係数（付表参照）で処理した数値で計算している。

Note: The percentage change from the same month/term of the previous year is calculated using the linked coefficient to adjust for discrepancies Refer to the Appendix table

| 鉄鋼           | 非鉄金属               | 一般機械器具               | 自動車            | その他の輸送用機械器具               | 家庭用電気機械器具                      | その他の機械器具        | 建築材料                   | 紙・紙製品                  | その他の商品  | Year and Month |
|--------------|--------------------|----------------------|----------------|---------------------------|--------------------------------|-----------------|------------------------|------------------------|---------|----------------|
| Iron & Steel | Non-ferrous Metals | Industrial Machinery | Motor Vehicles | Other Transport Equipment | Household Electrical Machinery | Other Machinery | Construction Materials | Paper & Paper Products | Others  |                |
| 138,209      | 32,911             | 75,347               | 55,651         | 14,492                    | 29,069                         | 118,845         | 13,292                 | 22,688                 | 98,537  | C.Y. 2019      |
| 111,464      | 34,622             | 69,582               | 46,886         | 11,682                    | 23,071                         | 115,255         | 15,325                 | 18,865                 | 122,075 | 2020           |
| 151,271      | 45,059             | 77,507               | 65,751         | 13,133                    | 21,927                         | 134,820         | 17,207                 | 18,968                 | 137,780 | 2021           |
| 134,875      | 33,609             | 73,807               | 54,590         | 14,309                    | 27,857                         | 118,709         | 13,476                 | 22,184                 | 99,932  | F.Y. 2019      |
| 110,531      | 36,078             | 70,537               | 47,790         | 12,423                    | 22,525                         | 119,428         | 15,715                 | 18,278                 | 129,745 | 2020           |
| 163,822      | 47,171             | 78,898               | 69,762         | 12,530                    | 22,146                         | 136,713         | 17,988                 | 19,125                 | 140,064 | 2021           |
| 34,568       | 11,085             | 18,061               | 17,285         | 2,642                     | 6,011                          | 30,643          | 3,951                  | 4,695                  | 33,326  | Q2 2021        |
| 40,893       | 11,424             | 19,068               | 16,987         | 3,296                     | 5,284                          | 33,334          | 4,423                  | 4,664                  | 34,719  | Q3             |
| 43,812       | 12,166             | 20,349               | 17,397         | 2,943                     | 5,395                          | 34,365          | 4,793                  | 4,957                  | 36,073  | Q4             |
| 44,549       | 12,495             | 21,420               | 18,092         | 3,649                     | 5,455                          | 38,370          | 4,820                  | 4,808                  | 35,946  | Q1 2022        |
| 45,931       | 13,182             | 19,791               | 16,428         | 2,647                     | 5,418                          | 34,255          | 4,595                  | 4,843                  | 36,828  | Q2             |
| 11,125       | 3,475              | 5,585                | 5,126          | 832                       | 1,765                          | 9,158           | 1,222                  | 1,456                  | 10,442  | May 2021       |
| 12,594       | 3,799              | 6,484                | 6,409          | 901                       | 2,457                          | 11,298          | 1,386                  | 1,593                  | 11,138  | Jun.           |
| 13,646       | 4,011              | 6,107                | 6,152          | 983                       | 2,009                          | 10,481          | 1,443                  | 1,567                  | 11,058  | Jul.           |
| 12,886       | 3,562              | 6,012                | 5,457          | 854                       | 1,560                          | 10,098          | 1,394                  | 1,483                  | 10,647  | Aug.           |
| 14,361       | 3,851              | 6,948                | 5,378          | 1,459                     | 1,716                          | 12,756          | 1,585                  | 1,614                  | 13,013  | Sep.           |
| 14,655       | 3,921              | 6,429                | 5,126          | 984                       | 1,539                          | 10,415          | 1,552                  | 1,629                  | 11,417  | Oct.           |
| 14,535       | 4,244              | 6,475                | 6,105          | 841                       | 1,777                          | 11,062          | 1,634                  | 1,624                  | 11,704  | Nov.           |
| 14,622       | 4,001              | 7,445                | 6,166          | 1,118                     | 2,079                          | 12,889          | 1,607                  | 1,704                  | 12,952  | Dec.           |
| 13,884       | 3,788              | 6,034                | 5,265          | 1,162                     | 1,653                          | 10,887          | 1,424                  | 1,454                  | 10,854  | Jan. 2022      |
| 13,625       | 3,922              | 6,304                | 5,830          | 788                       | 1,678                          | 11,307          | 1,595                  | 1,548                  | 10,870  | Feb.           |
| 17,040       | 4,786              | 9,082                | 6,997          | 1,699                     | 2,124                          | 16,177          | 1,801                  | 1,806                  | 14,223  | Mar.           |
| 13,910       | 4,330              | 6,569                | 5,775          | 827                       | 1,581                          | 10,634          | 1,546                  | 1,664                  | 11,398  | Apr.           |
| 15,714       | 4,445              | 5,743                | 4,867          | 769                       | 1,614                          | 10,576          | 1,445                  | 1,500                  | 11,303  | May            |
| 16,307       | 4,406              | 7,480                | 5,786          | 1,051                     | 2,223                          | 13,045          | 1,605                  | 1,678                  | 14,128  | Jun.           |
| 15,752       | 4,020              | 7,346                | 6,262          | 996                       | 2,266                          | 11,920          | 1,575                  | 1,624                  | 11,500  | Jul.           |
| ▲6.5         | ▲7.3               | ▲10.9                | ▲0.6           | ▲6.1                      | 2.3                            | 3.9             | 0.2                    | ▲3.3                   | ▲3.1    | C.Y. 2019      |
| ▲19.0        | 0.3                | ▲8.4                 | ▲17.2          | ▲15.0                     | ▲3.6                           | ▲4.2            | ▲6.6                   | ▲14.8                  | ▲0.1    | 2020           |
| 35.9         | 28.9               | 11.2                 | 39.7           | 13.7                      | ▲1.7                           | 16.7            | 8.0                    | 1.1                    | 9.4     | 2021           |
| ▲8.6         | ▲3.8               | ▲12.1                | ▲3.1           | ▲6.4                      | ▲2.5                           | 2.0             | ▲1.5                   | ▲4.3                   | ▲4.1    | F.Y. 2019      |
| ▲17.6        | 1.9                | ▲5.2                 | ▲14.1          | ▲8.0                      | ▲0.3                           | ▲0.6            | ▲6.8                   | ▲15.3                  | 4.2     | 2020           |
| 48.2         | 30.7               | 11.9                 | 46.0           | 0.9                       | ▲1.7                           | 14.5            | 14.5                   | 4.6                    | 8.0     | 2021           |
| 39.5         | 47.6               | 15.4                 | 104.1          | ▲13.2                     | 13.7                           | 25.7            | 5.7                    | 6.6                    | 17.4    | Q2 2021        |
| 61.9         | 32.7               | 14.6                 | 48.2           | 35.7                      | ▲7.3                           | 17.5            | 15.9                   | 5.2                    | 4.6     | Q3             |
| 53.8         | 27.1               | 11.7                 | 26.3           | 9.0                       | ▲14.4                          | 13.8            | 16.4                   | 3.5                    | 4.6     | Q4             |
| 39.2         | 20.3               | 6.9                  | 28.5           | ▲14.2                     | 4.2                            | 5.2             | 19.3                   | 3.4                    | 6.8     | Q1 2022        |
| 32.9         | 18.9               | 9.6                  | ▲5.0           | 0.2                       | ▲9.9                           | 11.8            | 16.3                   | 3.1                    | 10.5    | Q2             |
| 44.0         | 61.3               | 22.0                 | 113.6          | 15.5                      | 7.9                            | 31.3            | 6.5                    | 7.3                    | 27.4    | May 2021       |
| 65.2         | 40.5               | 12.5                 | 115.8          | ▲39.4                     | 16.8                           | 22.3            | 4.5                    | 9.9                    | 8.9     | Jun.           |
| 67.9         | 45.7               | 13.7                 | 85.5           | 7.8                       | 2.9                            | 18.4            | 10.9                   | 5.7                    | 7.8     | Jul.           |
| 57.0         | 30.6               | 21.2                 | 59.5           | 19.5                      | ▲10.0                          | 22.4            | 19.6                   | 6.9                    | 5.2     | Aug.           |
| 60.8         | 23.1               | 10.1                 | 13.8           | 81.7                      | ▲14.8                          | 13.2            | 17.4                   | 3.4                    | 1.6     | Sep.           |
| 54.5         | 23.4               | 10.1                 | 16.2           | 12.6                      | ▲20.0                          | 10.1            | 13.1                   | 1.1                    | 9.4     | Oct.           |
| 55.0         | 38.6               | 11.1                 | 35.0           | 5.7                       | ▲11.6                          | 17.1            | 20.5                   | 5.6                    | 4.0     | Nov.           |
| 52.0         | 20.1               | 13.7                 | 27.4           | 8.5                       | ▲12.2                          | 14.1            | 15.6                   | 4.0                    | 1.1     | Dec.           |
| 47.8         | 9.5                | 6.6                  | 31.6           | 14.8                      | 3.3                            | 6.1             | 18.9                   | ▲0.3                   | 2.8     | Jan. 2022      |
| 37.5         | 31.2               | 5.3                  | 28.5           | ▲9.3                      | 5.0                            | 8.6             | 20.4                   | 6.3                    | 8.1     | Feb.           |
| 34.3         | 21.6               | 8.3                  | 26.2           | ▲28.3                     | 4.3                            | 2.4             | 18.7                   | 4.0                    | 9.0     | Mar.           |
| 28.2         | 13.6               | 9.6                  | 0.4            | ▲9.0                      | ▲11.6                          | 4.4             | 15.1                   | 1.1                    | ▲3.0    | Apr.           |
| 41.3         | 27.9               | 2.8                  | ▲5.1           | ▲7.5                      | ▲8.5                           | 15.5            | 18.2                   | 3.0                    | 8.2     | May            |
| 29.5         | 16.0               | 15.4                 | ▲9.7           | 16.7                      | ▲9.5                           | 15.5            | 15.8                   | 5.4                    | 26.8    | Jun.           |
| 15.4         | 0.2                | 20.3                 | 1.8            | 1.3                       | 12.8                           | 13.7            | 9.1                    | 3.6                    | 4.0     | Jul.           |

Sales value (100 million yen)

Percentage change from the same month/term of the previous year (%)

第4表 百貨店・スーパー商品別販売額等及び前年(度、同期、同月)比増減率

Table4 Department stores and supermarkets sales value by goods and percentage change from the same month/term of the previous year

| 年月                       |                    | (1)合計(百貨店+スーパー) |                        |                |             |                    |         |           |            |           |        |       |
|--------------------------|--------------------|-----------------|------------------------|----------------|-------------|--------------------|---------|-----------|------------|-----------|--------|-------|
|                          |                    | 事業所数(店)         | 合計                     | 衣料             |             |                    |         |           | 身の回り品      | 飲食料品      | その     |       |
|                          |                    |                 |                        | 紳士服・洋品         | 婦人・子供服・洋品   | その他の衣料品            | 家具      | その他       |            |           |        |       |
| Number of Establishments | Total              | Men's           | Women's and Children's | Other Clothing | Accessories | Food and Beverages | Others  | Furniture |            |           |        |       |
| 販売額<br>(百万円)             | 2019年              | 5,249           | 19,396,177             | 3,754,104      | 643,348     | 1,871,678          | 209,654 | 1,029,424 | 11,622,499 | 4,019,574 | 96,045 |       |
|                          | 2020               | 6,007           | 19,504,951             | 2,762,584      | 471,862     | 1,337,924          | 171,355 | 781,443   | 13,116,644 | 3,625,723 | 81,676 |       |
|                          | 2021               | 6,045           | 19,907,136             | 2,782,189      | 449,620     | 1,352,045          | 163,083 | 817,441   | 13,475,820 | 3,649,126 | 81,821 |       |
|                          | 2019年度             | 5,980           | 19,345,714             | 3,575,034      | 615,028     | 1,771,989          | 203,070 | 984,948   | 11,808,019 | 3,962,660 | 92,983 |       |
|                          | 2020               | 5,993           | 19,629,678             | 2,661,568      | 443,393     | 1,285,470          | 166,857 | 765,848   | 13,367,437 | 3,600,673 | 81,339 |       |
|                          | 2021               | 6,044           | 19,997,844             | 2,810,566      | 453,322     | 1,356,675          | 160,791 | 839,769   | 13,527,302 | 3,659,976 | 82,570 |       |
|                          | 2021年 4~6月         | 6,003           | 4,735,572              | 624,100        | 102,802     | 307,898            | 35,708  | 177,691   | 3,269,486  | 841,986   | 17,548 |       |
|                          | 7~9                | 6,014           | 4,877,874              | 603,569        | 90,240      | 285,887            | 37,017  | 190,425   | 3,391,148  | 883,158   | 19,346 |       |
|                          | 10~12              | 6,045           | 5,498,819              | 874,417        | 153,019     | 418,118            | 51,425  | 251,855   | 3,588,444  | 1,035,957 | 25,846 |       |
|                          | 2022年 1~3月         | 6,044           | 4,885,580              | 708,481        | 107,270     | 344,772            | 36,642  | 219,798   | 3,278,223  | 898,875   | 19,831 |       |
|                          | 4~6                | 6,059           | 4,978,585              | 780,502        | 123,380     | 373,609            | 38,218  | 245,296   | 3,271,210  | 926,873   | 20,198 |       |
|                          | 2021年 5月           | 6,006           | 1,540,994              | 170,040        | 27,806      | 83,931             | 10,806  | 47,497    | 1,105,182  | 265,772   | 5,188  |       |
|                          | 6                  | 6,003           | 1,642,057              | 238,970        | 40,810      | 115,805            | 13,371  | 68,983    | 1,114,209  | 288,878   | 6,320  |       |
|                          | 7                  | 6,011           | 1,713,681              | 240,791        | 37,318      | 113,829            | 14,586  | 75,058    | 1,158,581  | 314,310   | 6,920  |       |
|                          | 8                  | 6,016           | 1,607,828              | 168,057        | 24,620      | 77,584             | 10,562  | 55,291    | 1,153,213  | 286,558   | 5,764  |       |
|                          | 9                  | 6,014           | 1,556,365              | 194,721        | 28,301      | 94,474             | 11,870  | 60,077    | 1,079,354  | 282,290   | 6,662  |       |
|                          | 10                 | 6,014           | 1,651,840              | 263,501        | 44,786      | 130,782            | 16,225  | 71,708    | 1,087,022  | 301,316   | 8,024  |       |
|                          | 11                 | 6,032           | 1,707,809              | 283,262        | 50,687      | 137,930            | 16,596  | 78,050    | 1,103,181  | 321,366   | 8,379  |       |
|                          | 12                 | 6,045           | 2,139,170              | 327,654        | 57,546      | 149,407            | 18,604  | 102,097   | 1,398,241  | 413,276   | 9,442  |       |
|                          | 2022年 1月           | 6,045           | 1,676,669              | 254,867        | 42,465      | 120,084            | 13,667  | 78,652    | 1,110,193  | 311,609   | 6,777  |       |
|                          | 2                  | 6,039           | 1,503,612              | 179,398        | 26,051      | 86,175             | 9,236   | 57,936    | 1,058,598  | 265,616   | 5,642  |       |
|                          | 3                  | 6,044           | 1,705,298              | 274,216        | 38,754      | 138,513            | 13,739  | 83,210    | 1,109,432  | 321,650   | 7,411  |       |
|                          | 4                  | 6,050           | 1,624,164              | 255,646        | 39,702      | 126,158            | 12,119  | 77,666    | 1,063,643  | 304,875   | 6,856  |       |
|                          | 5                  | 6,060           | 1,680,909              | 261,553        | 40,925      | 124,286            | 13,128  | 83,214    | 1,107,021  | 312,335   | 6,605  |       |
|                          | 6                  | 6,059           | 1,673,512              | 263,303        | 42,752      | 123,164            | 12,970  | 84,416    | 1,100,546  | 309,663   | 6,737  |       |
|                          | 7                  | 6,068           | 1,770,264              | 263,047        | 39,093      | 122,160            | 13,932  | 87,862    | 1,172,755  | 334,463   | 7,292  |       |
|                          | 前年(度、同期、同月)比増減率(%) | 2019年           | 0.5                    | ▲1.1           | ▲4.1        | ▲5.3               | ▲4.6    | ▲4.0      | ▲2.6       | ▲0.2      | ▲0.7   | ▲4.8  |
|                          |                    | 2020            | 0.8                    | ▲5.4           | ▲26.6       | ▲26.8              | ▲28.6   | ▲19.8     | ▲24.3      | 3.7       | ▲13.5  | ▲16.4 |
| 2021                     |                    | 0.6             | 0.9                    | 0.6            | ▲4.8        | 1.0                | ▲5.2    | 4.5       | 1.2        | ▲0.2      | ▲0.1   |       |
| 2019年度                   |                    | 1.2             | ▲1.6                   | ▲7.8           | ▲8.5        | ▲8.7               | ▲5.8    | ▲6.2      | 0.6        | ▲2.2      | ▲6.4   |       |
| 2020                     |                    | 0.2             | ▲5.1                   | ▲25.8          | ▲28.1       | ▲27.6              | ▲19.5   | ▲22.5     | 3.4        | ▲13.3     | ▲14.1  |       |
| 2021                     |                    | 0.9             | 1.9                    | 5.6            | 2.2         | 5.5                | ▲3.6    | 9.7       | 1.2        | 1.6       | 1.5    |       |
| 2021年 4~6月               |                    | 0.3             | 5.8                    | 30.9           | 16.8        | 34.2               | 7.5     | 40.9      | 1.0        | 10.8      | 4.6    |       |
| 7~9                      |                    | 0.5             | ▲1.4                   | ▲9.5           | ▲10.9       | ▲9.4               | ▲10.5   | ▲8.6      | 1.2        | ▲5.1      | ▲8.8   |       |
| 10~12                    |                    | 0.6             | 1.6                    | 4.3            | 1.6         | 4.5                | ▲3.6    | 7.7       | 1.0        | 1.4       | 6.5    |       |
| 2022年 1~3月               |                    | 0.9             | 1.9                    | 4.2            | 3.6         | 1.4                | ▲5.9    | 11.3      | 1.6        | 1.2       | 3.9    |       |
| 4~6                      |                    | 0.9             | 5.1                    | 25.1           | 20.0        | 21.3               | 7.0     | 38.0      | 0.1        | 10.1      | 15.1   |       |
| 2021年 5月                 |                    | 0.4             | 6.0                    | 37.1           | 18.0        | 38.7               | 9.9     | 57.8      | 1.1        | 11.9      | ▲0.3   |       |
| 6                        |                    | 0.3             | ▲2.2                   | ▲12.2          | ▲19.5       | ▲10.9              | ▲18.2   | ▲8.0      | 1.7        | ▲7.2      | ▲11.7  |       |
| 7                        |                    | 0.3             | 1.3                    | ▲0.0           | ▲1.8        | 0.8                | ▲2.3    | 0.1       | 2.0        | ▲0.1      | ▲6.5   |       |
| 8                        |                    | 0.3             | ▲4.8                   | ▲20.5          | ▲22.6       | ▲21.3              | ▲21.8   | ▲18.3     | ▲0.5       | ▲9.9      | ▲17.2  |       |
| 9                        |                    | 0.5             | ▲0.7                   | ▲9.1           | ▲10.0       | ▲9.4               | ▲8.2    | ▲8.5      | 2.2        | ▲5.3      | ▲2.8   |       |
| 10                       |                    | 0.6             | 1.3                    | ▲1.9           | ▲5.6        | ▲1.5               | ▲6.2    | 1.0       | 2.2        | 1.0       | 2.3    |       |
| 11                       |                    | 0.6             | 1.8                    | 6.8            | 4.3         | 7.4                | ▲1.1    | 9.4       | 0.9        | 0.6       | 6.5    |       |
| 12                       |                    | 0.6             | 1.7                    | 7.7            | 5.6         | 7.5                | ▲3.6    | 11.5      | 0.2        | 2.3       | 10.5   |       |
| 2022年 1月                 |                    | 0.7             | 3.0                    | 13.8           | 12.2        | 11.9               | ▲2.4    | 21.2      | 0.4        | 4.5       | 11.8   |       |
| 2                        |                    | 0.7             | 0.5                    | ▲5.0           | ▲5.4        | ▲9.7               | ▲13.5   | 5.1       | 2.2        | ▲2.4      | ▲0.5   |       |
| 3                        |                    | 0.9             | 2.1                    | 2.6            | 1.5         | 0.8                | ▲3.6    | 7.4       | 2.2        | 1.3       | 0.8    |       |
| 4                        |                    | 0.8             | 4.6                    | 18.9           | 16.1        | 16.6               | 5.1     | 26.9      | 1.3        | 6.1       | 13.5   |       |
| 5                        |                    | 0.9             | 9.1                    | 53.8           | 47.2        | 48.1               | 21.5    | 75.2      | 0.2        | 17.5      | 27.3   |       |
| 6                        |                    | 0.9             | 1.9                    | 10.2           | 4.8         | 6.4                | ▲3.0    | 22.4      | ▲1.2       | 7.2       | 6.6    |       |
| 7                        |                    | 0.9             | 3.3                    | 9.2            | 4.8         | 7.3                | ▲4.5    | 17.1      | 1.2        | 6.4       | 5.4    |       |
| 前年(度、同期、同月)比増減率(既存店)(%)  |                    | 2019年           | 0.5                    | ▲1.3           | ▲3.1        | ▲4.1               | ▲3.4    | ▲2.7      | ▲1.8       | ▲0.9      | ▲0.7   | ▲3.9  |
|                          |                    | 2020            | 0.8                    | ▲6.6           | ▲25.4       | ▲25.4              | ▲27.2   | ▲18.4     | ▲23.6      | 2.2       | ▲14.4  | ▲15.5 |
|                          | 2021               | 0.6             | 0.6                    | 2.1            | ▲3.4        | 2.6                | ▲3.5    | 5.7       | 0.4        | ▲0.1      | 1.1    |       |
|                          | 2019年度             | 1.2             | ▲1.9                   | ▲6.8           | ▲7.2        | ▲7.5               | ▲4.5    | ▲5.6      | ▲0.1       | ▲2.3      | ▲5.7   |       |
|                          | 2020               | 0.2             | ▲6.3                   | ▲24.6          | ▲26.8       | ▲26.2              | ▲18.2   | ▲21.6     | 1.8        | ▲14.1     | ▲13.1  |       |
|                          | 2021               | 0.9             | 1.6                    | 6.9            | 3.5         | 6.9                | ▲2.1    | 10.6      | 0.5        | 1.7       | 2.5    |       |
|                          | 2021年 4~6月         | 0.3             | 5.6                    | 33.1           | 19.0        | 36.8               | 9.5     | 42.5      | 0.4        | 11.1      | 5.8    |       |
|                          | 7~9                | 0.5             | ▲1.6                   | ▲7.9           | ▲9.4        | ▲7.8               | ▲8.2    | ▲7.1      | 0.6        | ▲4.9      | ▲7.2   |       |
|                          | 10~12              | 0.6             | 1.3                    | 5.1            | 2.3         | 5.4                | ▲2.8    | 8.0       | 0.4        | 1.3       | 6.9    |       |
|                          | 2022年 1~3月         | 0.9             | 1.5                    | 5.1            | 4.7         | 2.3                | ▲4.5    | 12.0      | 0.8        | 1.2       | 4.5    |       |
|                          | 4~6                | 0.9             | 4.5                    | 25.6           | 20.6        | 22.0               | 8.3     | 38.2      | ▲0.8       | 9.8       | 15.2   |       |
|                          | 2021年 5月           | 0.4             | 5.7                    | 39.8           | 20.6        | 41.7               | 12.1    | 59.7      | 0.5        | 12.1      | 0.9    |       |
|                          | 6                  | 0.3             | ▲2.3                   | ▲10.8          | ▲18.3       | ▲9.3               | ▲16.8   | ▲7.0      | 1.2        | ▲6.9      | ▲10.5  |       |
|                          | 7                  | 0.3             | 1.3                    | 1.8            | ▲0.2        | 2.8                | 0.5     | 1.6       | 1.5        | 0.2       | ▲4.8   |       |
|                          | 8                  | 0.3             | ▲4.7                   | ▲18.2          | ▲20.4       | ▲19.0              | ▲18.6   | ▲15.8     | ▲1.0       | ▲9.4      | ▲14.6  |       |
|                          | 9                  | 0.5             | ▲1.3                   | ▲8.7           | ▲9.6        | ▲8.8               | ▲7.5    | ▲8.3      | 1.4        | ▲5.5      | ▲2.5   |       |
|                          | 10                 | 0.6             | 0.9                    | ▲1.2           | ▲5.1        | ▲0.7               | ▲5.4    | 1.3       | 1.4        | 0.8       | 2.7    |       |
|                          | 11                 | 0.6             | 1.5                    | 7.6            | 5.1         | 8.4                | ▲0.2    | 9.8       | 0.2        | 0.5       | 6.9    |       |
|                          | 12                 | 0.6             | 1.4                    | 8.5            | 6.4         | 8.6                | ▲2.7    | 11.8      | ▲0.3       | 2.3       | 10.9   |       |
|                          | 2022年 1月           | 0.7             | 2.6                    | 15.0           | 13.6        | 13.3               | ▲0.9    | 22.0      | ▲0.4       | 4.5       | 12.6   |       |
|                          | 2                  | 0.7             | 0.1                    | ▲3.6           | ▲3.9        | ▲8.4               | ▲11.5   | 6.4       | 1.4        | ▲2.3      | 0.8    |       |
|                          | 3                  | 0.9             | 1.5                    | 3.0            | 2.0         | 1.2                | ▲2.9    | 7.6       | 1.3        | 1.0       | 0.8    |       |
|                          | 4                  | 0.8             | 4.0                    | 19.4           | 16.8        | 17.2               | 6.2     | 27.0      | 0.4        | 5.8       | 13.6   |       |
|                          | 5                  | 0.9             | 8.5                    | 54.7           | 48.2        | 49.1               | 23.1    | 75.5      | ▲0.7       | 17.3      | 27.5   |       |
|                          | 6                  | 0.9             | 1.3                    | 10.6           | 5.1         | 6.9                | ▲1.8    | 22.5      | ▲2.1       | 7.0       | 6.6    |       |
|                          | 7                  | 0.9             | 2.8                    | 9.9            | 5.4         | 8.1                | ▲3.7    | 17.3      | 0.4        | 6.2       | 5.7    |       |

注1:年(度)及び四半期の事業所数、従業員数、売場面積の数は年(度)及び四半期末値による。  
 注2:年(度)及び四半期の従業員一人当たり販売額、売場面積1㎡当たり販売額の数は、従業員数、売場面積の年(度)及び四半期平均値による。  
 注3:前年(度・同期・同月)比の既存店の事業所数は、全店で計算している。  
 注4:売場面積1㎡当たり販売額は、食・喫茶の販売額を除いた販売額で計算している。  
 注5:前年(度・同期・同月)比増減率は、ギャップを調整する係数(付表参照)で処理した数値で計算している。

| 他                                   |                        |            |                            | 商品券              | 営業日数<br>(日)      | 従業者数<br>(人)               | 売場面積<br>(1000㎡)                | 従業者<br>一人当たり<br>販売額<br>(万円)         | 売場面積<br>1㎡当たり<br>販売額<br>(万円) | Year<br>and<br>Month |
|-------------------------------------|------------------------|------------|----------------------------|------------------|------------------|---------------------------|--------------------------------|-------------------------------------|------------------------------|----------------------|
| 家庭用<br>電気機<br>械器具                   | 家庭用品                   | その他<br>の商品 | 食 堂<br>・<br>喫 茶            |                  |                  |                           |                                |                                     |                              |                      |
| Household<br>Electric<br>Appliances | Household<br>Equipment | Others     | Restaurants<br>and<br>Café | Gift Certificate | Business<br>Days | Number<br>of<br>Employees | Sales Floor<br>Area<br>(1000㎡) | Sales per<br>Employee<br>(10000yen) | Sales per ㎡<br>(10000 yen)   |                      |
| 178,169                             | 430,143                | 3,146,099  | 169,117                    | 195,651          | 363.4            | 564,657                   | 27,803                         | 3,518.0                             | 68.8                         | C Y 2019             |
| 188,722                             | 432,046                | 2,823,635  | 99,644                     | 159,092          | 363.7            | 630,061                   | 29,055                         | 3,233.1                             | 67.2                         | 2020                 |
| 180,496                             | 403,660                | 2,884,385  | 98,763                     | 155,096          | 363.3            | 629,804                   | 28,975                         | 3,219.1                             | 68.6                         | 2021                 |
| 176,081                             | 427,508                | 3,105,568  | 160,521                    | 189,843          | 364.2            | 602,956                   | 29,316                         | 3,478.1                             | 68.6                         | F Y 2019             |
| 194,448                             | 431,559                | 2,802,329  | 90,998                     | 156,035          | 362.6            | 618,134                   | 28,714                         | 3,191.3                             | 67.3                         | 2020                 |
| 178,707                             | 397,533                | 2,900,035  | 101,131                    | 154,747          | 363.2            | 611,734                   | 28,862                         | 3,238.6                             | 68.9                         | 2021                 |
| 40,848                              | 94,366                 | 669,570    | 19,655                     | 35,208           | 90.8             | 616,072                   | 28,706                         | 768.8                               | 16.4                         | Q2 2021              |
| 42,990                              | 95,888                 | 702,484    | 22,450                     | 36,827           | 91.7             | 614,138                   | 28,904                         | 787.8                               | 16.8                         | Q3 2021              |
| 47,760                              | 111,337                | 818,075    | 32,939                     | 51,969           | 91.7             | 629,804                   | 28,975                         | 884.5                               | 18.9                         | Q4 2021              |
| 47,109                              | 95,942                 | 709,907    | 26,086                     | 30,743           | 89.0             | 611,734                   | 28,862                         | 796.9                               | 16.8                         | Q1 2022              |
| 40,612                              | 97,475                 | 736,308    | 32,279                     | 39,377           | 90.7             | 611,226                   | 28,890                         | 814.6                               | 17.1                         | Q2 2022              |
| 14,113                              | 29,655                 | 211,481    | 5,335                      | 8,319            | 30.8             | 618,521                   | 28,731                         | 249.1                               | 5.3                          | May 2021             |
| 14,132                              | 33,154                 | 228,162    | 7,110                      | 16,031           | 30.0             | 616,072                   | 28,706                         | 266.5                               | 5.7                          | Jun 2021             |
| 16,568                              | 34,100                 | 247,674    | 9,048                      | 17,451           | 30.8             | 620,074                   | 28,961                         | 276.4                               | 5.9                          | Jul 2021             |
| 14,138                              | 30,851                 | 229,142    | 6,663                      | 10,355           | 30.9             | 623,403                   | 28,958                         | 257.9                               | 5.5                          | Aug 2021             |
| 12,283                              | 30,937                 | 225,668    | 6,740                      | 9,021            | 30.0             | 614,138                   | 28,904                         | 253.4                               | 5.4                          | Sep 2021             |
| 13,440                              | 32,800                 | 237,443    | 9,610                      | 9,484            | 30.8             | 617,339                   | 28,876                         | 267.6                               | 5.7                          | Oct 2021             |
| 15,424                              | 34,776                 | 252,015    | 10,771                     | 17,410           | 30.0             | 617,817                   | 28,938                         | 276.4                               | 5.9                          | Nov 2021             |
| 18,895                              | 43,762                 | 328,618    | 12,559                     | 25,076           | 30.9             | 629,804                   | 28,975                         | 339.7                               | 7.3                          | Dec 2021             |
| 18,199                              | 34,002                 | 243,688    | 8,943                      | 9,246            | 30.3             | 623,140                   | 28,974                         | 269.1                               | 5.8                          | Jan 2022             |
| 13,239                              | 27,946                 | 211,671    | 7,119                      | 7,909            | 28.1             | 604,409                   | 28,931                         | 248.8                               | 5.2                          | Feb 2022             |
| 15,672                              | 33,995                 | 254,548    | 10,225                     | 13,589           | 30.6             | 611,734                   | 28,862                         | 278.8                               | 5.9                          | Mar 2022             |
| 12,570                              | 31,904                 | 243,531    | 10,014                     | 11,863           | 30.0             | 608,963                   | 28,891                         | 266.7                               | 5.6                          | Apr 2022             |
| 13,428                              | 32,589                 | 248,450    | 11,262                     | 10,961           | 30.8             | 613,339                   | 28,895                         | 274.1                               | 5.8                          | May 2022             |
| 14,614                              | 32,982                 | 244,328    | 11,002                     | 16,553           | 29.9             | 611,226                   | 28,890                         | 273.8                               | 5.8                          | Jun 2022             |
| 15,855                              | 33,589                 | 266,180    | 11,546                     | 17,670           | 30.8             | 615,865                   | 28,883                         | 287.4                               | 6.1                          | Jul 2022             |
| 3.6                                 | ▲4.5                   | ▲0.1       | ▲3.0                       | ▲8.2             | 0.0              | ▲0.2                      | ▲1.5                           | ▲0.8                                | 0.4                          | C Y 2019             |
| ▲3.5                                | ▲5.9                   | ▲13.6      | ▲41.1                      | ▲20.4            | 0.1              | 1.0                       | ▲1.5                           | ▲6.0                                | ▲3.6                         | 2020                 |
| ▲6.0                                | ▲7.7                   | 1.3        | ▲0.9                       | ▲2.8             | ▲0.1             | ▲0.0                      | ▲0.3                           | ▲0.0                                | 1.9                          | 2021                 |
| 1.3                                 | ▲4.4                   | ▲1.7       | ▲7.1                       | ▲9.6             | 0.2              | ▲0.5                      | ▲1.3                           | ▲1.4                                | ▲0.1                         | F Y 2019             |
| ▲0.2                                | ▲6.0                   | ▲13.5      | ▲43.4                      | ▲19.6            | ▲0.5             | 2.5                       | ▲2.1                           | ▲6.0                                | ▲3.2                         | 2020                 |
| ▲8.1                                | ▲7.9                   | 3.5        | 11.1                       | ▲0.8             | 0.2              | ▲1.0                      | 0.5                            | 1.5                                 | 2.4                          | 2021                 |
| ▲9.3                                | ▲6.0                   | 14.3       | 64.8                       | 11.4             | 0.7              | 0.9                       | ▲1.5                           | 4.2                                 | 7.2                          | Q2 2021              |
| ▲11.3                               | ▲14.4                  | ▲2.8       | ▲14.7                      | ▲7.5             | 0.1              | 0.4                       | ▲0.2                           | ▲1.8                                | ▲0.6                         | Q3 2021              |
| ▲8.2                                | ▲4.9                   | 2.3        | 13.5                       | ▲2.9             | 0.0              | ▲0.0                      | ▲0.3                           | 1.4                                 | 1.6                          | Q4 2021              |
| ▲3.7                                | ▲6.0                   | 2.3        | 10.0                       | ▲1.1             | ▲0.1             | ▲1.0                      | 0.5                            | 2.5                                 | 1.8                          | Q1 2022              |
| ▲0.6                                | 3.3                    | 10.0       | 64.2                       | 11.8             | ▲0.1             | ▲0.8                      | 0.6                            | 6.0                                 | 4.3                          | Q2 2022              |
| ▲6.1                                | ▲5.6                   | 15.3       | 119.6                      | 11.3             | 1.0              | 1.6                       | ▲1.6                           | 4.3                                 | 6.0                          | May 2021             |
| ▲20.8                               | ▲17.8                  | ▲4.3       | ▲7.5                       | ▲8.9             | 0.0              | 0.9                       | ▲1.5                           | ▲3.1                                | ▲0.0                         | Jun 2021             |
| ▲5.0                                | ▲11.5                  | 2.0        | 5.9                        | ▲7.3             | 0.0              | 0.9                       | ▲0.7                           | 0.4                                 | 1.7                          | Jul 2021             |
| ▲18.0                               | ▲19.5                  | ▲7.1       | ▲25.3                      | ▲9.8             | 0.0              | ▲0.2                      | ▲0.7                           | ▲4.6                                | ▲5.2                         | Aug 2021             |
| ▲11.0                               | ▲11.9                  | ▲3.3       | ▲23.9                      | ▲5.3             | 0.3              | 0.4                       | ▲0.2                           | ▲1.2                                | ▲0.0                         | Sep 2021             |
| ▲3.0                                | ▲6.4                   | 2.3        | 0.3                        | ▲2.4             | 0.0              | 0.5                       | ▲0.3                           | 0.8                                 | 1.8                          | Oct 2021             |
| ▲9.3                                | ▲2.2                   | 1.1        | 12.7                       | ▲1.5             | 0.0              | 0.2                       | ▲0.3                           | 1.6                                 | 1.7                          | Nov 2021             |
| ▲10.7                               | ▲5.9                   | 3.3        | 26.9                       | ▲4.0             | 0.0              | ▲0.0                      | ▲0.3                           | 1.7                                 | 1.4                          | Dec 2021             |
| ▲6.6                                | ▲5.2                   | 6.0        | 27.3                       | 2.1              | ▲0.3             | ▲0.2                      | ▲0.2                           | 3.2                                 | 3.6                          | Jan 2022             |
| ▲4.4                                | ▲10.6                  | ▲1.2       | ▲2.6                       | ▲7.4             | 0.0              | ▲0.5                      | ▲0.1                           | 1.0                                 | 2.0                          | Feb 2022             |
| 0.6                                 | ▲2.7                   | 1.7        | 6.8                        | 0.7              | 0.0              | ▲1.0                      | 0.5                            | 3.2                                 | 1.7                          | Mar 2022             |
| ▲0.3                                | 1.1                    | 5.9        | 38.9                       | 9.3              | 0.0              | ▲0.7                      | 0.6                            | 5.4                                 | 3.7                          | Apr 2022             |
| ▲4.9                                | 9.9                    | 17.5       | 111.1                      | 31.8             | 0.0              | ▲0.8                      | 0.6                            | 10.0                                | 9.4                          | May 2022             |
| 3.4                                 | ▲0.5                   | 7.1        | 54.8                       | 3.3              | ▲0.3             | ▲0.8                      | 0.6                            | 2.7                                 | 1.8                          | Jun 2022             |
| ▲4.3                                | ▲1.5                   | 7.5        | 27.6                       | 1.3              | 0.0              | ▲0.7                      | ▲0.3                           | 4.0                                 | 3.4                          | Jul 2022             |
| 0.2                                 | ▲3.5                   | ▲0.2       | ▲2.3                       | ▲7.7             | 0.0              | ▲1.0                      | ▲0.6                           | 0.0                                 | ▲0.3                         | C Y 2019             |
| ▲7.5                                | ▲6.8                   | ▲14.4      | ▲40.4                      | ▲19.4            | 0.0              | ▲0.2                      | ▲0.8                           | ▲6.1                                | ▲5.5                         | 2020                 |
| ▲8.0                                | ▲7.7                   | 1.5        | 0.0                        | ▲2.2             | ▲0.1             | ▲0.9                      | 0.1                            | 0.4                                 | 1.0                          | 2021                 |
| ▲2.4                                | ▲3.3                   | ▲1.9       | ▲6.5                       | ▲8.9             | 0.3              | ▲1.9                      | ▲0.9                           | ▲0.7                                | ▲1.0                         | F Y 2019             |
| ▲3.8                                | ▲7.4                   | ▲14.2      | ▲42.7                      | ▲18.8            | ▲0.5             | 2.1                       | ▲1.0                           | ▲6.2                                | ▲5.2                         | 2020                 |
| ▲9.6                                | ▲7.5                   | 3.6        | 12.0                       | ▲0.2             | 0.2              | ▲2.0                      | 0.5                            | 2.0                                 | 1.6                          | 2021                 |
| ▲11.1                               | ▲5.3                   | 14.6       | 66.6                       | 12.3             | 0.7              | 0.2                       | ▲0.8                           | 4.7                                 | 6.5                          | Q2 2021              |
| ▲12.8                               | ▲13.8                  | ▲2.6       | ▲13.7                      | ▲6.8             | 0.0              | ▲0.4                      | 0.1                            | ▲1.2                                | ▲1.8                         | Q3 2021              |
| ▲9.6                                | ▲4.8                   | 2.3        | 14.1                       | ▲2.3             | 0.0              | ▲0.9                      | 0.1                            | 1.9                                 | 1.1                          | Q4 2021              |
| ▲4.9                                | ▲5.8                   | 2.2        | 10.6                       | ▲0.8             | 0.0              | ▲2.0                      | 0.5                            | 3.0                                 | 1.2                          | Q1 2022              |
| ▲2.0                                | 3.1                    | 9.8        | 64.6                       | 11.9             | 0.0              | ▲1.9                      | 0.6                            | 6.4                                 | 3.6                          | Q2 2022              |
| ▲7.8                                | ▲4.9                   | 15.5       | 121.8                      | 12.1             | 1.0              | 0.9                       | ▲0.8                           | 4.7                                 | 6.0                          | May 2021             |
| ▲22.4                               | ▲17.2                  | ▲4.0       | ▲6.4                       | ▲8.0             | 0.1              | 0.2                       | ▲0.8                           | ▲2.4                                | ▲1.7                         | Jun 2021             |
| ▲6.5                                | ▲10.7                  | 2.3        | 7.2                        | ▲6.4             | 0.0              | 0.2                       | 0.1                            | 1.1                                 | 1.7                          | Jul 2021             |
| ▲19.2                               | ▲18.7                  | ▲6.6       | ▲23.7                      | ▲9.0             | ▲0.1             | ▲0.9                      | 0.1                            | ▲3.8                                | ▲5.2                         | Aug 2021             |
| ▲12.7                               | ▲11.9                  | ▲3.5       | ▲23.7                      | ▲4.8             | 0.2              | ▲0.4                      | 0.1                            | ▲0.9                                | ▲1.9                         | Sep 2021             |
| ▲4.6                                | ▲6.4                   | 2.1        | 0.8                        | ▲2.0             | 0.0              | ▲0.4                      | 0.1                            | 1.2                                 | 1.8                          | Oct 2021             |
| ▲10.6                               | ▲2.1                   | 0.9        | 13.4                       | ▲0.9             | 0.0              | ▲0.6                      | 0.2                            | 2.1                                 | 1.7                          | Nov 2021             |
| ▲12.1                               | ▲5.6                   | 3.4        | 27.7                       | ▲3.4             | 0.1              | ▲0.9                      | 0.1                            | 2.3                                 | 0.0                          | Dec 2021             |
| ▲7.8                                | ▲4.8                   | 6.0        | 28.3                       | 2.6              | ▲0.1             | ▲1.1                      | 0.2                            | 3.7                                 | 1.8                          | Jan 2022             |
| ▲5.5                                | ▲10.3                  | ▲1.0       | ▲1.6                       | ▲6.9             | 0.1              | ▲1.4                      | 0.2                            | 1.5                                 | ▲0.0                         | Feb 2022             |
| ▲0.8                                | ▲2.8                   | 1.4        | 6.9                        | 0.7              | 0.1              | ▲2.0                      | 0.5                            | 3.6                                 | 1.7                          | Mar 2022             |
| ▲1.9                                | 1.0                    | 5.7        | 39.2                       | 9.2              | 0.1              | ▲1.6                      | 0.6                            | 5.8                                 | 3.7                          | Apr 2022             |
| ▲6.2                                | 9.8                    | 17.3       | 111.9                      | 31.9             | 0.0              | ▲1.8                      | 0.6                            | 10.5                                | 7.4                          | May 2022             |
| 2.0                                 | ▲0.8                   | 6.9        | 54.9                       | 3.4              | ▲0.1             | ▲1.9                      | 0.6                            | 3.3                                 | 1.8                          | Jun 2022             |
| ▲5.7                                | ▲1.5                   | 7.3        | 28.0                       | 1.6              | 0.1              | ▲1.7                      | ▲0.3                           | 4.6                                 | 3.4                          | Jul 2022             |

Note1 Yearly and quarterly data of number of establishments, number of employees and sales floor area are calculated at the end of term.

Note2 Yearly and quarterly data of sales per employee and sales per floor area (㎡) are average of that term.

Note3:Growth rates of number of establishments that showed at "Percentage change from the same month/term of the previous year after number of establishments have been adjusted" column are calculated by figures that showed "sales value" column.

Note4 Sales per ㎡ are calculated excluding sales value of restaurant and café.

Note5: The percentage change from the same month/term of the previous year is calculated using the linked coefficient to adjust for discrepancies Refer to the Appendix table.

第4表 百貨店・スーパー商品別販売額等及び前年(度、同期、同月)比増減率

Table4 Department stores and supermarkets sales value by goods and percentage change from the same month/term of the previous year

| (2) 百貨店                 |                          | (2) Department stores |           |                        |                |                |            |         |             |                    |        |
|-------------------------|--------------------------|-----------------------|-----------|------------------------|----------------|----------------|------------|---------|-------------|--------------------|--------|
| 年月                      | 事業所数(店)                  | 合計                    | 衣 料 品     |                        |                |                | 身の回<br>り 品 | 飲食料品    | そ の         |                    |        |
|                         | Number of Establishments |                       | Total     | Clothes                |                | Other Clothing |            |         | Accessories | Food and Beverages | Others |
|                         |                          | 紳士服・洋品                |           | 婦人・子供服・洋品              | その他の衣料品        |                |            |         |             |                    |        |
|                         |                          |                       | Men's     | Women's and Children's | Other Clothing | Accessories    |            |         |             |                    |        |
| 販売額<br>(百万円)            | 2019年                    | 213                   | 6,297,864 | 2,669,933              | 389,609        | 1,326,047      | 124,536    | 829,741 | 1,775,570   | 1,852,361          | 65,986 |
|                         | 2020                     | 201                   | 4,693,751 | 1,868,676              | 269,276        | 905,341        | 91,546     | 602,513 | 1,489,871   | 1,335,205          | 51,322 |
|                         | 2021                     | 196                   | 4,902,989 | 1,957,063              | 264,845        | 938,754        | 89,596     | 663,868 | 1,535,276   | 1,410,650          | 51,879 |
|                         | 2019年度                   | 210                   | 6,042,502 | 2,526,939              | 370,206        | 1,246,985      | 119,052    | 790,695 | 1,735,759   | 1,779,805          | 63,407 |
|                         | 2020                     | 199                   | 4,561,224 | 1,795,248              | 250,476        | 864,865        | 88,624     | 591,283 | 1,461,183   | 1,304,794          | 50,737 |
|                         | 2021                     | 195                   | 4,968,300 | 2,000,108              | 269,795        | 951,392        | 88,911     | 690,009 | 1,544,952   | 1,423,240          | 51,761 |
|                         | 2021年 4~6月               | 199                   | 1,042,167 | 412,673                | 55,252         | 201,128        | 19,304     | 136,990 | 325,282     | 304,211            | 11,086 |
|                         | 7~9                      | 197                   | 1,109,929 | 424,243                | 52,470         | 198,300        | 20,070     | 153,403 | 353,401     | 332,285            | 12,622 |
|                         | 10~12                    | 196                   | 1,577,268 | 634,198                | 93,974         | 299,498        | 27,199     | 213,527 | 513,536     | 429,534            | 15,492 |
|                         | 2022年 1~3月               | 195                   | 1,238,937 | 528,994                | 68,100         | 252,467        | 22,339     | 186,089 | 352,733     | 357,210            | 12,561 |
|                         | 4~6                      | 194                   | 1,305,847 | 561,984                | 73,915         | 262,485        | 22,479     | 203,104 | 359,511     | 384,352            | 12,980 |
|                         | 2021年 5月                 | 199                   | 276,840   | 101,423                | 12,903         | 49,529         | 5,237      | 33,754  | 92,783      | 82,634             | 2,991  |
|                         | 6                        | 199                   | 411,755   | 163,589                | 22,627         | 78,504         | 7,271      | 55,187  | 135,096     | 113,070            | 4,086  |
|                         | 7                        | 198                   | 445,755   | 166,846                | 21,334         | 77,144         | 7,922      | 60,447  | 155,614     | 123,296            | 4,536  |
|                         | 8                        | 198                   | 310,218   | 113,826                | 13,332         | 51,868         | 5,382      | 43,244  | 98,148      | 98,244             | 3,685  |
|                         | 9                        | 197                   | 353,955   | 143,572                | 17,804         | 69,289         | 6,767      | 49,712  | 99,639      | 110,745            | 4,401  |
|                         | 10                       | 196                   | 426,544   | 188,774                | 27,301         | 93,310         | 8,595      | 59,568  | 115,392     | 122,378            | 4,723  |
|                         | 11                       | 196                   | 497,538   | 201,866                | 30,366         | 97,018         | 8,868      | 65,614  | 158,825     | 136,847            | 5,015  |
|                         | 12                       | 196                   | 653,186   | 243,557                | 36,306         | 109,170        | 9,735      | 88,346  | 239,319     | 170,310            | 5,753  |
|                         | 2022年 1月                 | 196                   | 416,283   | 187,958                | 26,308         | 87,811         | 7,748      | 66,091  | 111,222     | 117,103            | 3,794  |
|                         | 2                        | 196                   | 351,591   | 133,654                | 16,331         | 62,068         | 5,520      | 49,734  | 114,384     | 103,553            | 3,678  |
|                         | 3                        | 195                   | 471,063   | 207,383                | 25,461         | 102,587        | 9,071      | 70,264  | 127,127     | 136,553            | 5,088  |
|                         | 4                        | 195                   | 418,076   | 185,846                | 24,304         | 89,958         | 7,263      | 64,322  | 107,414     | 124,816            | 4,545  |
|                         | 5                        | 194                   | 430,050   | 188,969                | 24,961         | 87,583         | 7,844      | 68,581  | 112,087     | 128,995            | 4,201  |
|                         | 6                        | 194                   | 457,721   | 187,169                | 24,650         | 84,944         | 7,372      | 70,202  | 140,011     | 130,542            | 4,235  |
|                         | 7                        | 193                   | 485,400   | 192,584                | 23,587         | 87,352         | 8,140      | 73,505  | 154,432     | 138,384            | 4,631  |
|                         | 前年(度、同期、同月)比増減率(%)       | 2019年                 | ▲5.3      | ▲2.3                   | ▲4.0           | ▲5.3           | ▲4.6       | ▲5.6    | ▲2.0        | ▲2.0               | 0.1    |
| 2020                    |                          | ▲5.6                  | ▲25.5     | ▲30.9                  | ▲30.9          | ▲31.7          | ▲26.5      | ▲27.4   | ▲16.1       | ▲27.9              | ▲22.2  |
| 2021                    |                          | ▲2.5                  | 4.5       | 4.7                    | ▲1.6           | 3.7            | ▲2.1       | 10.2    | 3.0         | 5.7                | 1.1    |
| 2019年度                  |                          | ▲4.5                  | ▲5.6      | ▲8.2                   | ▲9.0           | ▲9.2           | ▲8.1       | ▲6.2    | ▲3.6        | ▲3.5               | ▲6.6   |
| 2020                    |                          | ▲5.2                  | ▲24.5     | ▲29.0                  | ▲32.3          | ▲30.6          | ▲25.6      | ▲25.2   | ▲15.8       | ▲26.7              | ▲20.0  |
| 2021                    |                          | ▲2.0                  | 8.9       | 11.4                   | 7.7            | 10.0           | 0.3        | 16.7    | 5.7         | 9.1                | 2.0    |
| 2021年 4~6月              |                          | ▲4.3                  | 40.9      | 51.2                   | 36.2           | 50.9           | 29.1       | 63.0    | 24.1        | 48.5               | 20.6   |
| 7~9                     |                          | ▲2.0                  | ▲4.8      | ▲6.9                   | ▲10.0          | ▲8.2           | ▲11.3      | ▲3.4    | ▲1.8        | ▲4.9               | ▲9.3   |
| 10~12                   |                          | ▲2.5                  | 6.4       | 9.2                    | 6.3            | 8.7            | ▲2.9       | 13.3    | 3.5         | 5.8                | 3.6    |
| 2022年 1~3月              |                          | ▲2.0                  | 5.6       | 8.9                    | 7.8            | 5.3            | ▲3.0       | 16.3    | 2.8         | 3.7                | ▲0.9   |
| 4~6                     |                          | ▲2.5                  | 25.3      | 36.2                   | 33.8           | 30.5           | 16.4       | 48.3    | 10.5        | 26.3               | 17.1   |
| 2021年 5月                |                          | ▲4.3                  | 58.8      | 80.0                   | 57.0           | 79.7           | 49.3       | 97.7    | 34.0        | 69.3               | 15.9   |
| 6                       |                          | ▲4.3                  | ▲3.3      | ▲8.0                   | ▲17.0          | ▲9.4           | ▲13.5      | ▲0.6    | 1.3         | ▲1.3               | 3.7    |
| 7                       |                          | ▲4.8                  | 2.6       | 1.6                    | ▲3.0           | ▲0.2           | ▲1.9       | 6.4     | 2.2         | 4.7                | ▲4.9   |
| 8                       |                          | ▲4.8                  | ▲13.9     | ▲18.9                  | ▲23.0          | ▲20.5          | ▲25.1      | ▲14.6   | ▲8.0        | ▲13.2              | ▲16.7  |
| 9                       |                          | ▲2.0                  | ▲4.5      | ▲5.1                   | ▲6.4           | ▲5.8           | ▲8.2       | ▲3.1    | ▲1.5        | ▲6.5               | ▲6.9   |
| 10                      |                          | ▲2.5                  | 2.5       | 2.9                    | ▲1.4           | 2.5            | ▲5.5       | 7.1     | 2.1         | 2.1                | 0.7    |
| 11                      |                          | ▲2.5                  | 7.5       | 11.8                   | 8.5            | 11.1           | 0.9        | 16.2    | 4.5         | 5.1                | 0.9    |
| 12                      |                          | ▲2.5                  | 8.3       | 12.5                   | 10.9           | 12.2           | ▲3.9       | 15.6    | 3.6         | 9.3                | 8.7    |
| 2022年 1月                |                          | ▲2.5                  | 14.5      | 21.3                   | 18.4           | 18.8           | 2.3        | 28.8    | 6.9         | 12.0               | 6.5    |
| 2                       |                          | ▲2.5                  | ▲1.8      | ▲1.4                   | ▲3.1           | ▲7.5           | ▲13.9      | 10.2    | ▲1.0        | ▲3.3               | ▲5.1   |
| 3                       |                          | ▲2.0                  | 4.2       | 6.1                    | 5.8            | 3.8            | 0.3        | 10.6    | 3.0         | 2.7                | ▲2.9   |
| 4                       |                          | ▲2.0                  | 18.2      | 25.9                   | 23.2           | 23.1           | 6.9        | 33.9    | 10.3        | 15.0               | 13.4   |
| 5                       |                          | ▲2.5                  | 55.3      | 86.3                   | 93.5           | 76.8           | 49.8       | 103.2   | 20.8        | 56.1               | 40.4   |
| 6                       |                          | ▲2.5                  | 11.2      | 14.4                   | 8.9            | 8.2            | 1.4        | 27.2    | 3.6         | 15.5               | 3.6    |
| 7                       |                          | ▲2.5                  | 8.9       | 15.4                   | 10.6           | 13.2           | 2.8        | 21.6    | ▲0.8        | 12.2               | 2.1    |
| 前年(度、同期、同月)比増減率(既存店)(%) |                          | 2019年                 | ▲5.3      | ▲1.2                   | ▲2.9           | ▲4.2           | ▲3.5       | ▲4.0    | ▲1.2        | ▲1.0               | 1.1    |
|                         | 2020                     | ▲5.6                  | ▲24.3     | ▲28.8                  | ▲29.7          | ▲30.5          | ▲24.6      | ▲26.4   | ▲14.6       | ▲26.9              | ▲21.0  |
|                         | 2021                     | ▲2.5                  | 6.0       | 6.3                    | ▲0.3           | 5.4            | ▲0.0       | 11.6    | 4.8         | 6.8                | 2.8    |
|                         | 2019年度                   | ▲4.5                  | ▲4.7      | ▲7.3                   | ▲8.1           | ▲8.2           | ▲7.0       | ▲5.5    | ▲2.7        | ▲2.6               | ▲5.9   |
|                         | 2020                     | ▲5.2                  | ▲23.2     | ▲27.6                  | ▲31.1          | ▲29.3          | ▲23.5      | ▲24.0   | ▲14.1       | ▲25.6              | ▲18.5  |
|                         | 2021                     | ▲2.0                  | 10.1      | 12.6                   | 8.7            | 11.4           | 2.1        | 17.7    | 7.1         | 10.0               | 3.3    |
|                         | 2021年 4~6月               | ▲4.3                  | 43.5      | 54.0                   | 38.4           | 54.2           | 31.7       | 65.0    | 27.1        | 50.5               | 22.3   |
|                         | 7~9                      | ▲2.0                  | ▲3.1      | ▲5.0                   | ▲8.3           | ▲6.4           | ▲8.0       | ▲1.5    | ▲0.0        | ▲3.6               | ▲7.1   |
|                         | 10~12                    | ▲2.5                  | 7.0       | 9.7                    | 6.6            | 9.4            | ▲2.3       | 13.5    | 4.3         | 6.2                | 4.1    |
|                         | 2022年 1~3月               | ▲2.0                  | 6.2       | 9.5                    | 8.5            | 6.0            | ▲2.0       | 16.9    | 3.7         | 4.1                | ▲0.2   |
|                         | 4~6                      | ▲2.5                  | 25.8      | 36.6                   | 34.0           | 31.0           | 17.7       | 48.4    | 11.3        | 26.5               | 17.1   |
|                         | 2021年 5月                 | ▲4.3                  | 61.9      | 83.3                   | 59.8           | 84.0           | 52.1       | 99.9    | 37.5        | 71.5               | 17.1   |
|                         | 6                        | ▲4.3                  | ▲1.6      | ▲6.4                   | ▲15.7          | ▲7.6           | ▲11.7      | 0.7     | 3.4         | 0.2                | 5.9    |
|                         | 7                        | ▲4.8                  | 4.6       | 3.8                    | ▲1.0           | 1.9            | 2.2        | 8.4     | 4.2         | 6.3                | ▲2.6   |
|                         | 8                        | ▲4.8                  | ▲11.3     | ▲15.8                  | ▲19.9          | ▲17.6          | ▲20.2      | ▲11.3   | ▲5.4        | ▲11.2              | ▲12.7  |
|                         | 9                        | ▲2.0                  | ▲4.2      | ▲4.8                   | ▲6.3           | ▲5.4           | ▲7.5       | ▲2.9    | ▲0.8        | ▲6.2               | ▲6.4   |
|                         | 10                       | ▲2.5                  | 3.0       | 3.4                    | ▲1.2           | 3.1            | ▲5.0       | 7.3     | 2.9         | 2.5                | 1.1    |
|                         | 11                       | ▲2.5                  | 8.1       | 12.3                   | 8.8            | 11.8           | 1.6        | 16.4    | 5.2         | 5.5                | 1.4    |
|                         | 12                       | ▲2.5                  | 8.9       | 13.0                   | 11.2           | 13.0           | ▲3.2       | 15.9    | 4.3         | 9.8                | 9.2    |
|                         | 2022年 1月                 | ▲2.5                  | 15.4      | 22.1                   | 19.1           | 19.9           | 3.6        | 29.4    | 8.1         | 12.6               | 7.6    |
|                         | 2                        | ▲2.5                  | ▲0.8      | ▲0.2                   | ▲1.9           | ▲6.4           | ▲12.4      | 11.4    | ▲0.1        | ▲2.5               | ▲3.8   |
|                         | 3                        | ▲2.0                  | 4.5       | 6.3                    | 5.9            | 4.1            | 0.7        | 10.7    | 3.6         | 2.8                | ▲2.8   |
|                         | 4                        | ▲2.0                  | 18.6      | 26.1                   | 23.4           | 23.4           | 7.6        | 34.0    | 11.0        | 15.2               | 13.4   |
|                         | 5                        | ▲2.5                  | 56.0      | 86.9                   | 93.9           | 77.6           | 51.5       | 103.3   | 21.7        | 56.4               | 40.5   |
|                         | 6                        | ▲2.5                  | 11.6      | 14.8                   | 9.2            | 8.6            | 2.8        | 27.3    | 4.3         | 15.6               | 3.7    |
|                         | 7                        | ▲2.5                  | 9.4       | 15.9                   | 11.0           | 13.9           | 3.1        | 21.9    | ▲0.1        | 12.6               | 2.5    |

注1:年(度)及び四半期の事業所数、従業員数、売場面積の数は年(度)及び四半期末値による。  
 注2:年(度)及び四半期の従業員一人当たり販売額、売場面積1㎡当たり販売額の数は、従業員数、売場面積の年(度)及び四半期平均値による。  
 注3:前年(度・同期・同月)比の既存店の事業所数は、全店で計算している。  
 注4:売場面積1㎡当たり販売額は、食・飲の販売額を除いた販売額で計算している。



| 他                                   |                        |            |                            | 商品券              | 営業日数<br>(日)      | 従業者数<br>(人)               | 売場面積<br>(1000㎡)                | 従業者<br>一人当り<br>販売額<br>(万円)          | 売場面積<br>1㎡当り<br>販売額<br>(万円) | Year<br>and<br>Month |      |   |   |
|-------------------------------------|------------------------|------------|----------------------------|------------------|------------------|---------------------------|--------------------------------|-------------------------------------|-----------------------------|----------------------|------|---|---|
| 家庭用<br>電気機<br>械器具                   | 家庭用品                   | その他<br>の商品 | 食 堂<br>・<br>喫 茶            |                  |                  |                           |                                |                                     |                             |                      |      |   |   |
| Household<br>Electric<br>Appliances | Household<br>Equipment | Others     | Restaurants<br>and<br>Café | Gift Certificate | Business<br>Days | Number<br>of<br>Employees | Sales Floor<br>Area<br>(1000㎡) | Sales per<br>Employee<br>(10000yen) | Sales per ㎡<br>(10000 yen)  |                      |      |   |   |
| 20,707                              | 167,044                | 1,446,576  | 152,049                    | 131,083          | 362.0            | 68,774                    | 5,605                          | 8,907.0                             | 107.7                       | C Y                  | 2019 | Sales value (million yen)   |   |
| 19,643                              | 130,656                | 1,045,290  | 88,293                     | 103,373          | 355.6            | 64,156                    | 5,382                          | 7,132.3                             | 84.1                        |                      | 2020 |   |   |
| 20,064                              | 132,463                | 1,118,713  | 87,532                     | 100,987          | 361.8            | 61,699                    | 5,261                          | 7,870.6                             | 90.9                        |                      | 2021 |   |   |
| 20,304                              | 159,451                | 1,392,949  | 143,695                    | 126,835          | 362.6            | 66,550                    | 5,547                          | 8,679.1                             | 104.4                       | F Y                  | 2019 |   |   |
| 20,811                              | 129,685                | 1,023,110  | 80,451                     | 101,245          | 354.8            | 62,672                    | 5,299                          | 7,045.1                             | 82.7                        |                      | 2020 |   |   |
| 20,289                              | 130,688                | 1,130,645  | 89,858                     | 100,442          | 361.9            | 60,358                    | 5,225                          | 8,051.2                             | 92.5                        |                      | 2021 |   |   |
| 4,522                               | 28,715                 | 242,878    | 17,010                     | 23,338           | 90.1             | 62,091                    | 5,291                          | 1,672.4                             | 19.4                        | Q2                   | 2021 |   |   |
| 4,258                               | 29,737                 | 265,758    | 19,910                     | 23,714           | 91.3             | 62,234                    | 5,282                          | 1,797.9                             | 20.6                        | Q3                   |      |   |   |
| 5,857                               | 40,166                 | 338,456    | 29,564                     | 35,828           | 91.8             | 61,699                    | 5,261                          | 2,547.4                             | 29.4                        | Q4                   |      |   |   |
| 5,652                               | 32,069                 | 283,554    | 23,374                     | 17,563           | 88.7             | 60,358                    | 5,225                          | 2,035.5                             | 23.2                        | Q1                   | 2022 |   |   |
| 4,978                               | 32,825                 | 304,742    | 28,826                     | 26,958           | 90.6             | 59,980                    | 5,226                          | 2,171.0                             | 24.5                        | Q2                   |      |   |   |
| 1,558                               | 7,793                  | 65,829     | 4,462                      | 4,912            | 30.5             | 62,291                    | 5,290                          | 444.4                               | 5.1                         | May                  | 2021 |   |   |
| 1,566                               | 10,757                 | 90,402     | 6,260                      | 12,172           | 29.8             | 62,091                    | 5,291                          | 663.1                               | 7.7                         | Jun                  |      |   |   |
| 1,352                               | 11,576                 | 97,813     | 8,020                      | 12,926           | 30.9             | 61,738                    | 5,288                          | 722.0                               | 8.3                         | Jul                  |      |   |   |
| 1,422                               | 8,453                  | 78,763     | 5,921                      | 5,700            | 30.5             | 61,234                    | 5,287                          | 506.6                               | 5.8                         | Aug                  |      |   |   |
| 1,485                               | 9,708                  | 89,182     | 5,970                      | 5,087            | 29.9             | 62,234                    | 5,282                          | 568.7                               | 6.6                         | Sep                  |      |   |   |
| 1,456                               | 11,268                 | 96,395     | 8,535                      | 5,837            | 30.9             | 62,243                    | 5,264                          | 685.3                               | 7.9                         | Oct                  |      |   |   |
| 2,608                               | 12,736                 | 106,814    | 9,673                      | 12,890           | 29.9             | 61,809                    | 5,266                          | 805.0                               | 9.3                         | Nov                  |      |   |   |
| 1,792                               | 16,162                 | 135,246    | 11,356                     | 17,100           | 31.0             | 61,699                    | 5,261                          | 1,058.7                             | 12.2                        | Dec                  |      |   |   |
| 1,747                               | 11,111                 | 92,455     | 7,997                      | 4,855            | 30.1             | 61,336                    | 5,258                          | 678.7                               | 7.8                         | Jan                  | 2022 |   |   |
| 1,870                               | 8,621                  | 83,085     | 6,300                      | 4,365            | 27.7             | 60,901                    | 5,254                          | 577.3                               | 6.6                         | Feb                  |      |   |   |
| 2,035                               | 12,338                 | 108,015    | 9,077                      | 8,343            | 30.9             | 60,358                    | 5,225                          | 780.4                               | 8.8                         | Mar                  |      |   |   |
| 1,690                               | 10,556                 | 99,107     | 8,919                      | 7,049            | 29.8             | 60,315                    | 5,219                          | 693.2                               | 7.8                         | Apr                  |      |   |   |
| 1,756                               | 11,110                 | 101,822    | 10,106                     | 7,204            | 30.9             | 60,153                    | 5,201                          | 714.9                               | 8.1                         | May                  |      |   |   |
| 1,532                               | 11,159                 | 103,813    | 9,802                      | 12,705           | 29.9             | 59,980                    | 5,226                          | 763.1                               | 8.6                         | Jun                  |      |   |   |
| 1,496                               | 11,095                 | 110,856    | 10,306                     | 12,847           | 31.0             | 59,673                    | 5,209                          | 813.4                               | 9.1                         | Jul                  |      |   |   |
| 12.0                                | ▲7.3                   | 1.5        | ▲3.3                       | ▲10.3            | ▲0.0             | ▲5.7                      | ▲3.9                           | 2.8                                 | 0.9                         | C Y                  | 2019 |   | Percentage change from the same month/term of the previous year (%) |
| ▲5.1                                | ▲21.8                  | ▲27.7      | ▲41.9                      | ▲21.1            | ▲1.8             | ▲6.7                      | ▲4.0                           | ▲19.9                               | ▲21.9                       |                      | 2020 |   |   |
| 2.1                                 | 1.4                    | 7.0        | ▲0.9                       | ▲2.3             | 1.7              | ▲3.8                      | ▲2.3                           | 10.4                                | 8.1                         |                      | 2021 |   |   |
| 12.4                                | ▲9.5                   | ▲2.3       | ▲7.9                       | ▲11.6            | 0.2              | ▲6.6                      | ▲3.4                           | ▲0.3                                | ▲2.4                        | F Y                  | 2019 |   |   |
| 2.5                                 | ▲18.7                  | ▲26.6      | ▲44.0                      | ▲20.2            | ▲2.2             | ▲5.8                      | ▲4.5                           | ▲18.8                               | ▲20.8                       |                      | 2020 |   |   |
| ▲2.5                                | 0.8                    | 10.5       | 11.7                       | ▲0.8             | 2.0              | ▲3.7                      | ▲1.4                           | 14.3                                | 11.9                        |                      | 2021 |   |   |
| 10.3                                | 33.6                   | 51.7       | 71.8                       | 16.5             | 8.2              | ▲6.1                      | ▲3.7                           | 49.4                                | 45.9                        | Q2                   | 2021 |   |   |
| ▲12.1                               | ▲14.0                  | ▲2.4       | ▲15.9                      | ▲9.1             | 0.2              | ▲3.6                      | ▲1.7                           | 0.9                                 | ▲1.4                        | Q3                   |      |   |   |
| ▲9.1                                | 1.0                    | 6.1        | 14.5                       | ▲3.2             | ▲0.0             | ▲3.8                      | ▲2.3                           | 10.4                                | 8.5                         | Q4                   |      |   |   |
| 4.1                                 | ▲5.2                   | 4.4        | 11.1                       | ▲3.0             | 0.1              | ▲3.7                      | ▲1.4                           | 9.6                                 | 7.4                         | Q1                   | 2022 |   |   |
| 10.1                                | 14.3                   | 25.5       | 69.5                       | 15.5             | 0.6              | ▲3.4                      | ▲1.2                           | 29.8                                | 26.3                        | Q2                   |      |   |   |
| 12.4                                | 44.5                   | 74.9       | 147.0                      | 20.6             | 12.1             | ▲5.8                      | ▲3.8                           | 68.5                                | 64.5                        | May                  | 2021 |   |   |
| 3.0                                 | ▲8.0                   | ▲0.2       | ▲8.1                       | ▲9.0             | ▲0.0             | ▲6.1                      | ▲3.7                           | 3.0                                 | 1.3                         | Jun                  |      |   |   |
| ▲15.8                               | ▲4.7                   | 6.7        | 5.1                        | ▲6.9             | 0.3              | ▲6.4                      | ▲3.8                           | 9.7                                 | 6.4                         | Jul                  |      |   |   |
| ▲7.9                                | ▲23.0                  | ▲10.6      | ▲26.9                      | ▲14.6            | ▲0.3             | ▲6.8                      | ▲3.8                           | ▲7.6                                | ▲9.4                        | Aug                  |      |   |   |
| ▲12.3                               | ▲15.2                  | ▲3.7       | ▲25.0                      | ▲7.9             | 0.7              | ▲3.6                      | ▲1.7                           | ▲1.0                                | ▲1.5                        | Sep                  |      |   |   |
| ▲10.8                               | ▲3.4                   | 3.3        | 0.2                        | ▲4.0             | ▲0.0             | ▲3.2                      | ▲2.1                           | 5.8                                 | 3.9                         | Oct                  |      |   |   |
| ▲7.3                                | 6.2                    | 4.8        | 13.4                       | ▲1.6             | ▲0.0             | ▲3.9                      | ▲2.0                           | 11.8                                | 9.4                         | Nov                  |      |   |   |
| ▲10.4                               | 0.3                    | 9.4        | 29.4                       | ▲4.1             | ▲0.0             | ▲3.8                      | ▲2.3                           | 12.6                                | 10.9                        | Dec                  |      |   |   |
| ▲13.6                               | 3.3                    | 12.6       | 31.6                       | ▲0.2             | ▲0.0             | ▲3.7                      | ▲2.2                           | 18.9                                | 16.4                        | Jan                  | 2022 |   |   |
| 3.9                                 | ▲14.7                  | ▲2.0       | ▲3.4                       | ▲12.4            | 0.4              | ▲3.7                      | ▲2.0                           | 1.9                                 | 0.0                         | Feb                  |      |   |   |
| 26.8                                | ▲4.9                   | 3.1        | 7.5                        | 1.0              | ▲0.0             | ▲3.7                      | ▲1.4                           | 8.2                                 | 4.8                         | Mar                  |      |   |   |
| 20.9                                | 3.8                    | 14.4       | 41.8                       | 12.7             | ▲0.0             | ▲3.6                      | ▲1.4                           | 22.7                                | 18.2                        | Apr                  |      |   |   |
| 12.7                                | 42.6                   | 54.7       | 126.5                      | 46.6             | 1.3              | ▲3.4                      | ▲1.7                           | 60.9                                | 58.8                        | May                  |      |   |   |
| ▲2.1                                | 3.7                    | 14.8       | 56.6                       | 4.4              | 0.3              | ▲3.4                      | ▲1.2                           | 15.1                                | 11.7                        | Jun                  |      |   |   |
| 10.7                                | ▲4.2                   | 13.3       | 28.5                       | ▲0.6             | 0.3              | ▲3.3                      | ▲1.5                           | 12.7                                | 9.6                         | Jul                  |      |   |   |
| 12.6                                | ▲5.4                   | 2.4        | ▲2.2                       | ▲9.7             | ▲0.0             | ▲3.4                      | ▲0.5                           | 2.4                                 | ▲0.6                        | C Y                  | 2019 | Percentage change from the same month/term of the previous year after number of establishments have been adjusted (%) |   |
| ▲4.9                                | ▲19.9                  | ▲26.9      | ▲40.7                      | ▲19.9            | ▲1.9             | ▲4.7                      | ▲0.5                           | ▲20.6                               | ▲23.5                       |                      | 2020 |   |   |
| 2.2                                 | 3.2                    | 8.1        | 0.5                        | ▲1.3             | 1.7              | ▲3.2                      | ▲1.1                           | 10.4                                | 7.1                         |                      | 2021 |   |   |
| 12.8                                | ▲7.5                   | ▲1.6       | ▲6.8                       | ▲11.1            | 0.1              | ▲4.3                      | ▲0.5                           | ▲0.9                                | ▲4.0                        | F Y                  | 2019 |   |   |
| 2.7                                 | ▲16.7                  | ▲25.6      | ▲42.8                      | ▲18.8            | ▲2.3             | ▲4.1                      | ▲1.1                           | ▲19.3                               | ▲22.2                       |                      | 2020 |   |   |
| ▲2.5                                | 2.1                    | 11.3       | 12.9                       | 0.0              | 2.0              | ▲3.4                      | ▲0.6                           | 14.3                                | 11.0                        |                      | 2021 |   |   |
| 10.5                                | 35.9                   | 53.6       | 74.8                       | 18.1             | 8.3              | ▲4.6                      | ▲1.0                           | 49.8                                | 44.8                        | Q2                   | 2021 |   |   |
| ▲12.0                               | ▲12.0                  | ▲1.3       | ▲14.7                      | ▲8.1             | 0.0              | ▲3.0                      | ▲0.9                           | 1.3                                 | ▲1.9                        | Q3                   |      |   |   |
| ▲9.1                                | 1.6                    | 6.5        | 15.3                       | ▲2.7             | 0.0              | ▲3.2                      | ▲1.1                           | 10.3                                | 7.7                         | Q4                   |      |   |   |
| 4.2                                 | ▲4.5                   | 4.8        | 11.9                       | ▲2.7             | 0.2              | ▲3.4                      | ▲0.6                           | 9.7                                 | 6.9                         | Q1                   | 2022 |   |   |
| 10.2                                | 14.8                   | 25.6       | 70.0                       | 15.7             | 0.4              | ▲2.8                      | ▲0.2                           | 29.7                                | 25.6                        | Q2                   |      |   |   |
| 12.6                                | 46.6                   | 77.2       | 151.7                      | 22.5             | 12.6             | ▲4.2                      | ▲1.0                           | 69.1                                | 59.4                        | May                  | 2021 |   |   |
| 3.1                                 | ▲6.1                   | 1.2        | ▲6.5                       | ▲7.8             | ▲0.1             | ▲4.6                      | ▲1.0                           | 3.1                                 | ▲0.0                        | Jun                  |      |   |   |
| ▲15.7                               | ▲2.1                   | 8.1        | 6.8                        | ▲5.7             | 0.1              | ▲4.8                      | ▲0.9                           | 9.9                                 | 6.4                         | Jul                  |      |   |   |
| ▲7.9                                | ▲20.0                  | ▲8.9       | ▲25.2                      | ▲13.6            | ▲0.6             | ▲5.2                      | ▲0.9                           | ▲6.4                                | ▲9.4                        | Aug                  |      |   |   |
| ▲12.3                               | ▲14.9                  | ▲3.5       | ▲24.6                      | ▲7.5             | 0.5              | ▲3.0                      | ▲0.9                           | ▲1.2                                | ▲2.9                        | Sep                  |      |   |   |
| ▲10.7                               | ▲2.9                   | 3.6        | 0.9                        | ▲3.6             | 0.0              | ▲2.6                      | ▲0.9                           | 5.8                                 | 3.9                         | Oct                  |      |   |   |
| ▲7.2                                | 6.7                    | 5.1        | 14.2                       | ▲1.1             | 0.1              | ▲3.3                      | ▲0.8                           | 11.7                                | 9.4                         | Nov                  |      |   |   |
| ▲10.3                               | 1.0                    | 9.8        | 30.4                       | ▲3.6             | 0.0              | ▲3.2                      | ▲1.1                           | 12.4                                | 9.9                         | Dec                  |      |   |   |
| ▲13.6                               | 4.3                    | 13.1       | 32.8                       | 0.2              | ▲0.0             | ▲3.0                      | ▲1.0                           | 19.0                                | 16.4                        | Jan                  | 2022 |   |   |
| 3.9                                 | ▲13.5                  | ▲1.3       | ▲2.2                       | ▲11.9            | 0.3              | ▲3.0                      | ▲0.8                           | 2.3                                 | 0.0                         | Feb                  |      |   |   |
| 26.9                                | ▲4.7                   | 3.2        | 7.7                        | 1.2              | 0.2              | ▲3.4                      | ▲0.6                           | 8.1                                 | 4.8                         | Mar                  |      |   |   |
| 21.0                                | 4.2                    | 14.5       | 42.2                       | 12.9             | 0.0              | ▲3.3                      | ▲0.6                           | 22.6                                | 18.2                        | Apr                  |      |   |   |
| 12.7                                | 43.2                   | 54.9       | 127.5                      | 46.9             | 0.8              | ▲2.9                      | ▲0.6                           | 60.7                                | 55.8                        | May                  |      |   |   |
| ▲2.0                                | 4.2                    | 15.0       | 57.1                       | 4.5              | 0.3              | ▲2.8                      | ▲0.2                           | 14.8                                | 11.7                        | Jun                  |      |   |   |
| 10.9                                | ▲3.2                   | 13.5       | 29.4                       | ▲0.2             | 0.2              | ▲2.8                      | ▲0.2                           | 12.5                                | 9.6                         | Jul                  |      |   |   |

Note1 Yearly and quarterly data of number of establishments, number of employees and sales floor area are calculated at the end of term.

Note2 Yearly and quarterly data of sales per employee and sales per floor area (㎡) are average of that term.

Note3:Growth rates of number of establishments that showed at "Percentage change from the same month/term of the previous year after number of establishments have been adjusted" column are calculated by figures that showed "sales value" column.

Note4 Sales per ㎡ are calculated excluding sales value of restaurant and café.

第4表 百貨店・スーパー商品別販売額等及び前年(度、同期、同月)比増減率

Table4 Departmentstores and supermarkets sales value by goods and percentage change from the same month/term of the previous year

(3) スーパー (3) Supermarkets

| 年月                       | 事業所数(店) | 合計         | 衣料品                    |                |             |           |         | 身の回り品      | 飲食料品      | その他     |                    |
|--------------------------|---------|------------|------------------------|----------------|-------------|-----------|---------|------------|-----------|---------|--------------------|
|                          |         |            | 紳士服・洋品                 | 婦人・子供服・洋品      | その他の衣料品     | 家具        | その他     |            |           |         |                    |
|                          |         |            |                        |                |             |           |         |            |           | Clothes | Food and Beverages |
| Number of Establishments | Total   | Men's      | Women's and Children's | Other Clothing | Accessories | Furniture |         |            |           |         |                    |
| 2019年                    | 5,036   | 13,098,313 | 1,084,171              | 253,739        | 545,631     | 85,118    | 199,683 | 9,846,929  | 2,167,213 | 30,059  |                    |
| 2020                     | 5,806   | 14,811,200 | 893,908                | 202,586        | 432,583     | 79,809    | 178,930 | 11,626,774 | 2,290,518 | 30,354  |                    |
| 2021                     | 5,849   | 15,004,147 | 825,126                | 184,775        | 413,291     | 73,487    | 153,574 | 11,940,545 | 2,238,476 | 29,943  |                    |
| 2019年度                   | 5,770   | 13,303,212 | 1,048,096              | 244,821        | 525,004     | 84,018    | 194,253 | 10,072,261 | 2,182,855 | 29,576  |                    |
| 2020                     | 5,794   | 15,068,454 | 866,320                | 192,918        | 420,605     | 78,232    | 174,565 | 11,906,254 | 2,295,880 | 30,602  |                    |
| 2021                     | 5,849   | 15,029,544 | 810,458                | 183,536        | 405,282     | 71,880    | 149,759 | 11,982,350 | 2,236,736 | 30,810  |                    |
| 2021年 4~6月               | 5,804   | 3,693,405  | 211,426                | 47,551         | 106,770     | 16,404    | 40,702  | 2,944,204  | 537,775   | 6,462   |                    |
| 7~9                      | 5,817   | 3,767,945  | 179,325                | 37,770         | 87,587      | 16,947    | 37,021  | 3,037,747  | 550,873   | 6,724   |                    |
| 10~12                    | 5,849   | 3,921,551  | 240,219                | 59,045         | 118,620     | 24,226    | 38,328  | 3,074,908  | 606,423   | 10,354  |                    |
| 2022年 1~3月               | 5,849   | 3,646,643  | 179,487                | 39,170         | 92,305      | 14,303    | 33,709  | 2,925,490  | 541,666   | 7,270   |                    |
| 4~6                      | 5,865   | 3,672,738  | 218,518                | 49,464         | 111,124     | 15,738    | 42,192  | 2,911,699  | 542,521   | 7,218   |                    |
| 2021年 5月                 | 5,807   | 1,264,154  | 68,617                 | 14,903         | 34,402      | 5,569     | 13,743  | 1,012,399  | 183,138   | 2,196   |                    |
| 6                        | 5,804   | 1,230,301  | 75,380                 | 18,184         | 37,300      | 6,100     | 13,796  | 979,113    | 175,808   | 2,235   |                    |
| 7                        | 5,813   | 1,267,925  | 73,945                 | 15,985         | 36,686      | 6,664     | 14,611  | 1,002,967  | 191,014   | 2,384   |                    |
| 8                        | 5,818   | 1,297,610  | 54,231                 | 11,288         | 25,716      | 5,180     | 12,046  | 1,055,065  | 188,314   | 2,079   |                    |
| 9                        | 5,817   | 1,202,410  | 51,149                 | 10,498         | 25,185      | 5,103     | 10,364  | 979,715    | 171,545   | 2,261   |                    |
| 10                       | 5,818   | 1,225,295  | 74,727                 | 17,485         | 37,472      | 7,630     | 12,140  | 971,630    | 178,938   | 3,300   |                    |
| 11                       | 5,836   | 1,210,271  | 81,396                 | 20,321         | 40,912      | 7,727     | 12,436  | 944,356    | 184,519   | 3,364   |                    |
| 12                       | 5,849   | 1,485,984  | 84,097                 | 21,239         | 40,237      | 8,869     | 13,752  | 1,158,922  | 242,966   | 3,689   |                    |
| 2022年 1月                 | 5,849   | 1,260,386  | 66,909                 | 16,157         | 32,273      | 5,919     | 12,561  | 998,971    | 194,506   | 2,983   |                    |
| 2                        | 5,843   | 1,152,021  | 45,745                 | 9,720          | 24,107      | 3,716     | 8,202   | 944,214    | 162,063   | 1,964   |                    |
| 3                        | 5,849   | 1,234,235  | 66,833                 | 13,293         | 35,926      | 4,669     | 12,946  | 982,305    | 185,097   | 2,323   |                    |
| 4                        | 5,855   | 1,206,089  | 69,800                 | 15,398         | 36,201      | 4,857     | 13,344  | 956,230    | 180,059   | 2,311   |                    |
| 5                        | 5,866   | 1,250,858  | 72,585                 | 15,964         | 36,703      | 5,283     | 14,634  | 994,934    | 183,340   | 2,404   |                    |
| 6                        | 5,865   | 1,215,791  | 76,134                 | 18,102         | 38,220      | 5,598     | 14,214  | 960,535    | 179,122   | 2,503   |                    |
| 7                        | 5,875   | 1,284,864  | 70,462                 | 15,506         | 34,807      | 5,792     | 14,357  | 1,018,322  | 196,079   | 2,662   |                    |
| 2019年                    | 0.8     | ▲0.5       | ▲4.5                   | ▲5.3           | ▲4.5        | ▲1.6      | ▲4.7    | 0.2        | ▲1.3      | ▲4.9    |                    |
| 2020                     | 1.1     | 3.4        | ▲18.5                  | ▲20.6          | ▲21.2       | ▲10.2     | ▲11.9   | 6.8        | ▲1.8      | ▲4.0    |                    |
| 2021                     | 0.7     | ▲0.3       | ▲7.9                   | ▲8.9           | ▲4.6        | ▲8.6      | ▲14.5   | 0.9        | ▲3.6      | ▲2.1    |                    |
| 2019年度                   | 1.4     | 0.2        | ▲6.9                   | ▲7.7           | ▲7.5        | ▲2.1      | ▲6.1    | 1.3        | ▲1.1      | ▲5.8    |                    |
| 2020                     | 0.4     | 2.9        | ▲18.4                  | ▲21.7          | ▲20.4       | ▲11.2     | ▲11.9   | 6.2        | ▲2.9      | ▲2.0    |                    |
| 2021                     | 0.9     | ▲0.3       | ▲6.4                   | ▲4.9           | ▲3.6        | ▲8.1      | ▲14.2   | 0.6        | ▲2.6      | 0.7     |                    |
| 2021年 4~6月               | 0.5     | ▲1.1       | 3.7                    | 0.3            | 11.0        | ▲10.1     | ▲3.3    | ▲1.1       | ▲3.1      | ▲14.9   |                    |
| 7~9                      | 0.6     | ▲0.4       | ▲14.9                  | ▲12.0          | ▲12.1       | ▲9.5      | ▲25.3   | 1.6        | ▲5.3      | ▲7.9    |                    |
| 10~12                    | 0.7     | ▲0.2       | ▲6.7                   | ▲5.0           | ▲4.7        | ▲4.4      | ▲15.6   | 0.6        | ▲1.6      | 11.2    |                    |
| 2022年 1~3月               | 0.9     | 0.7        | ▲7.6                   | ▲3.1           | ▲8.0        | ▲10.1     | ▲10.2   | 1.4        | ▲0.3      | 13.5    |                    |
| 4~6                      | 1.1     | ▲0.6       | 3.4                    | 4.0            | 4.1         | ▲4.1      | 3.7     | ▲1.1       | 0.9       | 11.7    |                    |
| 2021年 5月                 | 0.6     | ▲1.2       | 1.4                    | ▲2.9           | 4.3         | ▲11.9     | 5.5     | ▲1.1       | ▲2.9      | ▲16.2   |                    |
| 6                        | 0.5     | ▲1.8       | ▲20.0                  | ▲22.4          | ▲13.9       | ▲23.2     | ▲29.2   | 1.8        | ▲10.7     | ▲30.7   |                    |
| 7                        | 0.5     | 0.8        | ▲3.5                   | ▲0.2           | 3.2         | ▲2.7      | ▲19.6   | 1.9        | ▲3.0      | ▲9.4    |                    |
| 8                        | 0.5     | ▲2.3       | ▲23.8                  | ▲22.0          | ▲22.9       | ▲18.0     | ▲29.2   | 0.3        | ▲8.1      | ▲18.2   |                    |
| 9                        | 0.6     | 0.4        | ▲18.8                  | ▲15.6          | ▲17.9       | ▲8.2      | ▲27.8   | 2.6        | ▲4.5      | 6.3     |                    |
| 10                       | 0.7     | 0.9        | ▲12.2                  | ▲11.6          | ▲10.2       | ▲6.9      | ▲21.0   | 2.2        | 0.2       | 4.6     |                    |
| 11                       | 0.7     | ▲0.4       | ▲3.7                   | ▲1.4           | ▲0.4        | ▲3.2      | ▲16.4   | 0.3        | ▲2.4      | 16.1    |                    |
| 12                       | 0.7     | ▲0.9       | ▲4.2                   | ▲2.4           | ▲3.5        | ▲3.2      | ▲9.4    | ▲0.4       | ▲2.2      | 13.3    |                    |
| 2022年 1月                 | 0.8     | ▲0.3       | ▲3.1                   | 3.4            | ▲3.4        | ▲8.0      | ▲7.5    | ▲0.3       | 0.4       | 19.3    |                    |
| 2                        | 0.8     | 1.2        | ▲14.1                  | ▲9.0           | ▲14.9       | ▲12.8     | ▲17.9   | 2.6        | ▲1.9      | 9.5     |                    |
| 3                        | 0.9     | 1.3        | ▲7.0                   | ▲5.7           | ▲6.9        | ▲10.4     | ▲7.2    | 2.1        | 0.3       | 10.1    |                    |
| 4                        | 0.9     | 0.6        | 3.5                    | 6.5            | 3.2         | 2.6       | 1.4     | 0.4        | 0.7       | 13.8    |                    |
| 5                        | 1.0     | ▲1.1       | 5.8                    | 7.1            | 6.7         | ▲5.1      | 6.5     | ▲1.7       | 0.1       | 9.5     |                    |
| 6                        | 1.1     | ▲1.2       | 1.0                    | ▲0.4           | 2.5         | ▲8.2      | 3.0     | ▲1.9       | 1.9       | 12.0    |                    |
| 7                        | 1.1     | 1.3        | ▲4.7                   | ▲3.0           | ▲5.1        | ▲13.1     | ▲1.7    | 1.5        | 2.7       | 11.6    |                    |
| 2019年                    | 0.8     | ▲1.4       | ▲3.4                   | ▲4.0           | ▲3.1        | ▲0.6      | ▲4.7    | ▲0.9       | ▲2.3      | ▲4.4    |                    |
| 2020                     | 1.1     | 1.9        | ▲16.9                  | ▲18.7          | ▲19.3       | ▲9.3      | ▲11.6   | 5.2        | ▲3.6      | ▲3.2    |                    |
| 2021                     | 0.7     | ▲1.2       | ▲6.7                   | ▲7.4           | ▲3.1        | ▲7.4      | ▲14.2   | ▲0.1       | ▲4.2      | ▲1.6    |                    |
| 2019年度                   | 1.4     | ▲0.5       | ▲5.4                   | ▲5.9           | ▲5.7        | ▲0.7      | ▲6.0    | 0.4        | ▲2.1      | ▲5.2    |                    |
| 2020                     | 0.4     | 1.3        | ▲17.0                  | ▲20.0          | ▲18.7       | ▲10.5     | ▲11.6   | 4.5        | ▲4.7      | ▲1.2    |                    |
| 2021                     | 0.9     | ▲1.0       | ▲5.2                   | ▲3.4           | ▲2.2        | ▲6.8      | ▲13.7   | ▲0.3       | ▲3.0      | 1.1     |                    |
| 2021年 4~6月               | 0.5     | ▲1.8       | 5.2                    | 2.1            | 12.7        | ▲8.7      | ▲2.8    | ▲2.0       | ▲3.5      | ▲14.2   |                    |
| 7~9                      | 0.6     | ▲1.1       | ▲14.0                  | ▲10.9          | ▲10.9       | ▲8.4      | ▲25.0   | 0.7        | ▲5.6      | ▲7.6    |                    |
| 10~12                    | 0.7     | ▲0.9       | ▲5.5                   | ▲3.7           | ▲3.4        | ▲3.4      | ▲15.1   | ▲0.3       | ▲2.0      | 11.6    |                    |
| 2022年 1~3月               | 0.9     | ▲0.1       | ▲6.1                   | ▲1.3           | ▲6.5        | ▲8.3      | ▲9.3    | 0.4        | ▲0.7      | 13.9    |                    |
| 4~6                      | 1.1     | ▲1.4       | 4.1                    | 4.9            | 5.0         | ▲2.8      | 3.8     | ▲2.2       | 0.4       | 11.8    |                    |
| 2021年 5月                 | 0.6     | ▲1.9       | 3.2                    | ▲0.7           | 6.3         | ▲10.2     | 6.5     | ▲2.0       | ▲3.3      | ▲15.2   |                    |
| 6                        | 0.5     | ▲2.5       | ▲19.1                  | ▲21.4          | ▲12.8       | ▲22.2     | ▲29.2   | 0.9        | ▲11.1     | ▲30.4   |                    |
| 7                        | 0.5     | 0.2        | ▲2.4                   | 1.1            | 4.6         | ▲1.5      | ▲19.4   | 1.1        | ▲3.4      | ▲8.9    |                    |
| 8                        | 0.5     | ▲3.0       | ▲22.9                  | ▲20.9          | ▲21.8       | ▲16.7     | ▲28.9   | ▲0.6       | ▲8.3      | ▲17.9   |                    |
| 9                        | 0.6     | ▲0.4       | ▲18.2                  | ▲14.8          | ▲17.0       | ▲7.5      | ▲27.6   | 1.7        | ▲5.0      | 6.4     |                    |
| 10                       | 0.7     | 0.1        | ▲11.3                  | ▲10.6          | ▲9.2        | ▲6.0      | ▲20.7   | 1.3        | ▲0.3      | 5.0     |                    |
| 11                       | 0.7     | ▲1.1       | ▲2.4                   | ▲0.1           | 1.2         | ▲2.3      | ▲15.8   | ▲0.6       | ▲2.9      | 16.5    |                    |
| 12                       | 0.7     | ▲1.5       | ▲2.9                   | ▲1.0           | ▲2.0        | ▲2.0      | ▲8.9    | ▲1.2       | ▲2.5      | 13.6    |                    |
| 2022年 1月                 | 0.8     | ▲1.0       | ▲1.3                   | 5.7            | ▲1.4        | ▲6.3      | ▲6.5    | ▲1.2       | 0.0       | 19.7    |                    |
| 2                        | 0.8     | 0.4        | ▲12.4                  | ▲7.0           | ▲13.2       | ▲10.3     | ▲16.5   | 1.5        | ▲2.2      | 10.7    |                    |
| 3                        | 0.9     | 0.4        | ▲6.2                   | ▲4.8           | ▲6.0        | ▲9.2      | ▲6.8    | 1.1        | ▲0.3      | 9.9     |                    |
| 4                        | 0.9     | ▲0.3       | 4.4                    | 7.6            | 4.2         | 4.3       | 1.5     | ▲0.7       | 0.1       | 14.0    |                    |
| 5                        | 1.0     | ▲1.9       | 6.7                    | 8.2            | 7.8         | ▲3.8      | 6.8     | ▲2.8       | ▲0.4      | 9.6     |                    |
| 6                        | 1.1     | ▲2.1       | 1.5                    | 0.0            | 3.1         | ▲7.3      | 3.1     | ▲3.0       | 1.4       | 12.0    |                    |
| 7                        | 1.1     | 0.5        | ▲3.9                   | ▲2.1           | ▲4.2        | ▲11.9     | ▲1.5    | 0.5        | 2.1       | 11.9    |                    |

注1:年(度)及び四半期の事業所数、従業員数、売場面積の数は年(度)及び四半期末値による。

注2:年(度)及び四半期の従業員一人当たり販売額、売場面積1㎡当たり販売額の数は、従業員数、売場面積の年(度)及び四半期平均値による。

注3:前年(度・同期・同月)比の既存店の事業所数は、全店で計算している。

注4:売場面積1㎡当たり販売額は、食堂、喫茶の販売額を除いた販売額で計算している。

注5:前年(度・同期・同月)比増減率は、ギャップを調整するリンク係数(付表参照)で処理した数値で計算している。

| 他                       |         |                |                 | 商 品 券  | 営 業 日 数<br>(日) | 従 業 者 数<br>(人) | 売 場 面 積<br>(1000㎡) | 従 業 者<br>一 人 当 たり<br>販 売 額<br>(万円) | 売 場 面 積<br>1㎡ 当 たり<br>販 売 額<br>(万円) | Year<br>and<br>Month |      |  |   |
|-------------------------|---------|----------------|-----------------|--------|----------------|----------------|--------------------|------------------------------------|-------------------------------------|----------------------|------|--|---|
| 家 庭 用<br>電 気 機<br>械 器 具 | 家 庭 用 品 | そ の 他<br>の 商 品 | 食 堂<br>・<br>喫 茶 |        |                |                |                    |                                    |                                     |                      |      | Gift Certificate   | Business<br>Days  |
| 157,462                 | 263,100 | 1,699,524      | 17,069          | 64,568 | 363.4          | 495,883        | 22,198             | 2,725.2                            | 58.9                                | C Y                  | 2019 | Sales value (million yen)  |   |
| 169,078                 | 301,390 | 1,778,345      | 11,351          | 55,719 | 364.1          | 565,905        | 23,673             | 2,755.7                            | 63.2                                |                      | 2020 |  |   |
| 160,433                 | 271,198 | 1,765,672      | 11,232          | 54,109 | 363.3          | 568,105        | 23,714             | 2,698.1                            | 63.6                                |                      | 2021 |  |   |
| 155,777                 | 268,057 | 1,712,619      | 16,826          | 63,008 | 364.2          | 536,406        | 23,769             | 2,733.9                            | 59.5                                | F Y                  | 2019 |  |   |
| 173,638                 | 301,874 | 1,779,219      | 10,547          | 54,790 | 362.9          | 555,462        | 23,415             | 2,738.0                            | 63.7                                |                      | 2020 |  |   |
| 158,418                 | 266,845 | 1,769,390      | 11,273          | 54,305 | 363.3          | 551,376        | 23,637             | 2,704.3                            | 63.6                                |                      | 2021 |  |   |
| 36,326                  | 65,650  | 426,692        | 2,644           | 11,870 | 90.8           | 553,981        | 23,416             | 667.1                              | 15.8                                | Q2                   | 2021 |  |   |
| 38,731                  | 66,151  | 436,726        | 2,540           | 13,113 | 91.7           | 551,904        | 23,622             | 675.9                              | 15.9                                | Q3                   |      |  |   |
| 41,903                  | 71,171  | 479,620        | 3,376           | 16,142 | 91.7           | 568,105        | 23,714             | 700.6                              | 16.6                                | Q4                   |      |  |   |
| 41,458                  | 63,873  | 426,353        | 2,712           | 13,180 | 89.1           | 551,376        | 23,637             | 660.3                              | 15.4                                | Q1                   | 2022 |  |   |
| 35,635                  | 64,650  | 431,566        | 3,452           | 12,420 | 90.7           | 551,246        | 23,664             | 666.5                              | 15.5                                | Q2                   |      |  |   |
| 12,555                  | 21,862  | 145,653        | 873             | 3,407  | 30.8           | 556,230        | 23,441             | 227.3                              | 5.4                                 | May                  | 2021 |  |   |
| 12,566                  | 22,397  | 137,760        | 849             | 3,858  | 30.0           | 553,981        | 23,416             | 222.1                              | 5.3                                 | Jun                  |      |  |   |
| 15,216                  | 22,524  | 149,861        | 1,028           | 4,524  | 30.8           | 558,336        | 23,673             | 227.1                              | 5.4                                 | Jul                  |      |  |   |
| 12,717                  | 22,397  | 150,379        | 742             | 4,655  | 30.9           | 562,169        | 23,671             | 230.8                              | 5.5                                 | Aug                  |      |  |   |
| 10,798                  | 21,230  | 136,486        | 770             | 3,934  | 30.0           | 551,904        | 23,622             | 217.9                              | 5.1                                 | Sep                  |      |  |   |
| 11,984                  | 21,532  | 141,048        | 1,075           | 3,647  | 30.8           | 555,096        | 23,612             | 220.7                              | 5.2                                 | Oct                  |      |  |   |
| 12,816                  | 22,040  | 145,201        | 1,098           | 4,519  | 30.0           | 556,008        | 23,672             | 217.7                              | 5.1                                 | Nov                  |      |  |   |
| 17,103                  | 27,600  | 193,371        | 1,203           | 7,975  | 30.9           | 568,105        | 23,714             | 261.6                              | 6.3                                 | Dec                  |      |  |   |
| 16,453                  | 22,891  | 151,233        | 946             | 4,391  | 30.3           | 561,804        | 23,716             | 224.3                              | 5.3                                 | Jan                  | 2022 |  |   |
| 11,369                  | 19,325  | 128,586        | 819             | 3,544  | 28.2           | 543,508        | 23,677             | 212.0                              | 4.9                                 | Feb                  |      |  |   |
| 13,636                  | 21,657  | 146,533        | 947             | 5,246  | 30.6           | 551,376        | 23,637             | 223.8                              | 5.2                                 | Mar                  |      |  |   |
| 10,880                  | 21,349  | 144,424        | 1,096           | 4,814  | 30.0           | 548,648        | 23,672             | 219.8                              | 5.1                                 | Apr                  |      |  |   |
| 11,673                  | 21,479  | 146,627        | 1,156           | 3,757  | 30.8           | 553,186        | 23,694             | 226.1                              | 5.3                                 | May                  |      |  |   |
| 13,082                  | 21,822  | 140,515        | 1,200           | 3,848  | 29.9           | 551,246        | 23,664             | 220.6                              | 5.1                                 | Jun                  |      |  |   |
| 14,359                  | 22,494  | 155,325        | 1,239           | 4,823  | 30.8           | 556,192        | 23,674             | 231.0                              | 5.4                                 | Jul                  |      |  |   |
| 2.6                     | ▲2.6    | ▲1.4           | 0.2             | ▲3.9   | 0.0            | 0.6            | ▲0.8               | ▲0.9                               | 0.7                                 | C Y                  | 2019 |  | Percentage change from the same month/term of the previous year (%) |
| ▲3.1                    | 3.3     | ▲2.2           | ▲34.2           | ▲18.6  | 0.1            | 1.9            | ▲0.9               | 1.7                                | 4.4                                 |                      | 2020 |  |   |
| ▲6.9                    | ▲11.6   | ▲2.0           | ▲1.3            | ▲4.0   | ▲0.2           | 0.4            | 0.2                | ▲1.9                               | 0.2                                 |                      | 2021 |  |   |
| 0.0                     | ▲1.1    | ▲1.2           | 0.5             | ▲5.3   | 0.2            | 0.4            | ▲0.8               | ▲0.3                               | 1.3                                 | F Y                  | 2019 |  |   |
| ▲0.3                    | 0.9     | ▲3.5           | ▲38.1           | ▲18.4  | ▲0.4           | 3.6            | ▲1.5               | 0.8                                | 3.9                                 |                      | 2020 |  |   |
| ▲8.8                    | ▲11.6   | ▲0.6           | 6.9             | ▲0.9   | 0.1            | ▲0.7           | 0.9                | ▲1.2                               | ▲0.2                                |                      | 2021 |  |   |
| ▲11.3                   | ▲16.8   | 0.3            | 30.4            | 2.6    | 0.4            | 1.7            | ▲1.0               | ▲3.5                               | ▲0.0                                | Q2                   | 2021 |  |   |
| ▲11.2                   | ▲14.5   | ▲3.0           | ▲3.7            | ▲4.6   | 0.0            | 0.9            | 0.1                | ▲1.4                               | ▲0.6                                | Q3                   |      |  |   |
| ▲8.1                    | ▲8.0    | ▲0.2           | 5.2             | ▲2.1   | 0.0            | 0.4            | 0.2                | ▲0.9                               | ▲0.0                                | Q4                   |      |  |   |
| ▲4.6                    | ▲6.4    | 0.9            | 1.5             | 1.5    | 0.0            | ▲0.7           | 0.9                | 0.9                                | 0.0                                 | Q1                   | 2022 |  |   |
| ▲1.9                    | ▲1.5    | 1.1            | 30.5            | 4.6    | ▲0.1           | ▲0.5           | 1.1                | ▲0.1                               | ▲1.9                                | Q2                   |      |  |   |
| ▲8.0                    | ▲16.0   | ▲0.1           | 40.1            | 0.2    | 0.7            | 2.5            | ▲1.1               | ▲3.6                               | ▲0.0                                | May                  | 2021 |  |   |
| ▲23.0                   | ▲21.8   | ▲6.8           | ▲3.3            | ▲8.5   | 0.0            | 1.7            | ▲1.0               | ▲3.5                               | ▲0.0                                | Jun                  |      |  |   |
| ▲3.9                    | ▲14.6   | ▲0.9           | 12.6            | ▲8.4   | 0.0            | 1.7            | 0.0                | ▲0.9                               | 1.9                                 | Jul                  |      |  |   |
| ▲19.0                   | ▲18.2   | ▲5.1           | ▲9.8            | ▲3.1   | 0.0            | 0.5            | ▲0.0               | ▲2.8                               | ▲1.8                                | Aug                  |      |  |   |
| ▲10.8                   | ▲10.2   | ▲3.1           | ▲14.7           | ▲1.7   | 0.0            | 0.9            | 0.1                | ▲0.5                               | 0.0                                 | Sep                  |      |  |   |
| ▲2.0                    | ▲7.9    | 1.7            | 1.1             | 0.3    | 0.0            | 1.0            | 0.1                | ▲0.0                               | 2.0                                 | Oct                  |      |  |   |
| ▲9.7                    | ▲6.5    | ▲1.5           | 7.2             | ▲1.3   | 0.0            | 0.7            | 0.1                | ▲1.0                               | ▲0.0                                | Nov                  |      |  |   |
| ▲10.8                   | ▲9.2    | ▲0.5           | 7.3             | ▲3.6   | 0.0            | 0.4            | 0.2                | ▲1.3                               | ▲0.0                                | Dec                  |      |  |   |
| ▲5.8                    | ▲8.8    | 2.4            | 0.0             | 4.8    | ▲0.3           | 0.2            | 0.3                | ▲0.5                               | ▲0.0                                | Jan                  | 2022 |  |   |
| ▲5.6                    | ▲8.7    | ▲0.6           | 4.6             | ▲0.4   | 0.4            | ▲0.2           | 0.3                | 1.4                                | 2.1                                 | Feb                  |      |  |   |
| ▲2.4                    | ▲1.4    | 0.7            | 0.5             | 0.1    | 0.0            | ▲0.7           | 0.9                | 2.1                                | 0.0                                 | Mar                  |      |  |   |
| ▲2.9                    | ▲0.2    | 0.8            | 18.8            | 4.6    | 0.0            | ▲0.4           | 1.0                | ▲0.0                               | ▲0.0                                | Apr                  |      |  |   |
| ▲7.0                    | ▲1.8    | 0.7            | 32.5            | 10.3   | 0.0            | ▲0.5           | 1.1                | ▲0.5                               | ▲1.9                                | May                  |      |  |   |
| 4.1                     | ▲2.6    | 2.0            | 41.3            | ▲0.3   | ▲0.3           | ▲0.5           | 1.1                | ▲0.7                               | ▲3.8                                | Jun                  |      |  |   |
| ▲5.6                    | ▲0.1    | 3.6            | 20.5            | 6.6    | 0.0            | ▲0.4           | 0.0                | 1.7                                | 0.0                                 | Jul                  |      |  |   |
| ▲1.3                    | ▲2.3    | ▲2.3           | ▲2.9            | ▲3.2   | 0.0            | ▲0.6           | ▲0.7               | ▲0.3                               | ▲0.3                                | C Y                  | 2019 | Percentage change from the same month/term of the previous year after number of establishments have been adjusted(%) |   |
| ▲7.8                    | 1.6     | ▲3.6           | ▲37.8           | ▲18.3  | 0.1            | 0.4            | ▲0.9               | 1.9                                | 3.0                                 |                      | 2020 |  |   |
| ▲9.1                    | ▲12.4   | ▲2.3           | ▲3.5            | ▲3.9   | ▲0.2           | ▲0.6           | 0.4                | ▲1.8                               | ▲0.9                                |                      | 2021 |  |   |
| ▲4.2                    | ▲0.6    | ▲2.1           | ▲3.8            | ▲4.3   | 0.3            | ▲1.6           | ▲0.9               | 0.2                                | 0.3                                 | F Y                  | 2019 |  |   |
| ▲4.7                    | ▲1.9    | ▲4.8           | ▲41.3           | ▲18.6  | ▲0.5           | 2.8            | ▲1.0               | 0.8                                | 2.3                                 |                      | 2020 |  |   |
| ▲10.4                   | ▲11.6   | ▲0.9           | 5.5             | ▲0.6   | 0.1            | ▲1.8           | 0.8                | ▲1.0                               | ▲1.1                                |                      | 2021 |  |   |
| ▲13.3                   | ▲16.6   | ▲0.1           | 27.0            | 2.3    | 0.5            | 0.7            | ▲0.7               | ▲3.3                               | ▲1.3                                | Q2                   | 2021 |  |   |
| ▲12.9                   | ▲14.6   | ▲3.4           | ▲5.0            | ▲4.3   | 0.0            | ▲0.0           | 0.3                | ▲1.2                               | ▲1.2                                | Q3                   |      |  |   |
| ▲9.7                    | ▲8.1    | ▲0.6           | 4.4             | ▲1.4   | 0.0            | ▲0.6           | 0.4                | ▲0.6                               | ▲1.2                                | Q4                   |      |  |   |
| ▲6.1                    | ▲6.4    | 0.5            | 0.8             | 1.8    | 0.0            | ▲1.8           | 0.8                | 1.2                                | ▲0.6                                | Q1                   | 2022 |  |   |
| ▲3.5                    | ▲2.0    | 0.7            | 29.4            | 4.5    | ▲0.0           | ▲1.8           | 0.7                | 0.2                                | ▲1.9                                | Q2                   |      |  |   |
| ▲9.9                    | ▲15.6   | ▲0.5           | 36.3            | ▲4.0   | 0.7            | 1.5            | ▲0.8               | ▲3.4                               | ▲0.0                                | May                  | 2021 |  |   |
| ▲24.8                   | ▲21.7   | ▲7.1           | ▲5.8            | ▲8.5   | 0.1            | 0.7            | ▲0.7               | ▲3.2                               | ▲1.9                                | Jun                  |      |  |   |
| ▲5.6                    | ▲14.6   | ▲1.2           | 9.9             | ▲8.6   | 0.0            | 0.8            | 0.3                | ▲0.6                               | ▲0.0                                | Jul                  |      |  |   |
| ▲20.3                   | ▲18.2   | ▲5.3           | ▲9.8            | ▲2.7   | ▲0.1           | ▲0.4           | 0.3                | ▲2.6                               | ▲1.8                                | Aug                  |      |  |   |
| ▲12.7                   | ▲10.5   | ▲3.5           | ▲15.8           | ▲1.1   | 0.2            | ▲0.0           | 0.3                | ▲0.3                               | ▲0.0                                | Sep                  |      |  |   |
| ▲3.8                    | ▲8.1    | 1.1            | 0.1             | 0.8    | 0.0            | ▲0.1           | 0.3                | 0.2                                | ▲0.0                                | Oct                  |      |  |   |
| ▲11.3                   | ▲6.6    | ▲2.0           | 6.5             | ▲0.4   | 0.0            | ▲0.3           | 0.4                | ▲0.8                               | ▲1.9                                | Nov                  |      |  |   |
| ▲12.3                   | ▲9.2    | ▲0.8           | 6.6             | ▲2.9   | 0.1            | ▲0.6           | 0.4                | ▲1.0                               | ▲3.1                                | Dec                  |      |  |   |
| ▲7.1                    | ▲8.7    | 2.0            | ▲0.8            | 5.5    | ▲0.1           | ▲0.8           | 0.4                | ▲0.2                               | ▲1.9                                | Jan                  | 2022 |  |   |
| ▲7.0                    | ▲8.8    | ▲0.8           | 3.8             | 0.0    | 0.1            | ▲1.2           | 0.5                | 1.6                                | ▲0.0                                | Feb                  |      |  |   |
| ▲4.0                    | ▲1.7    | 0.2            | ▲0.1            | 0.0    | 0.1            | ▲1.8           | 0.8                | 2.3                                | ▲0.0                                | Mar                  |      |  |   |
| ▲4.7                    | ▲0.6    | 0.3            | 18.5            | 4.2    | 0.1            | ▲1.5           | 0.9                | 1.2                                | ▲0.0                                | Apr                  |      |  |   |
| ▲8.6                    | ▲2.2    | 0.2            | 31.9            | 10.1   | 0.0            | ▲1.7           | 0.9                | ▲0.2                               | ▲1.9                                | May                  |      |  |   |
| 2.5                     | ▲3.3    | 1.6            | 38.7            | ▲0.3   | ▲0.1           | ▲1.8           | 0.7                | ▲0.3                               | ▲3.8                                | Jun                  |      |  |   |
| ▲7.1                    | ▲0.6    | 3.2            | 17.2            | 6.8    | 0.1            | ▲1.6           | ▲0.3               | 2.1                                | 0.0                                 | Jul                  |      |  |   |

Note1 Yearly and quarterly data of number of establishments, number of employees and sales floor area are calculated at the end of term.

Note2 Yearly and quarterly data of sales per employee and sales per floor area (㎡) are average of that term.

Note3:Growth rates of number of establishments that showed at "Percentage change from the same month/term of the previous year after number of establishments have been adjusted " column are calculated by figures that showed "sales value" column.

Note4 Sales per ㎡ are calculated excluding sales value of restaurant and café.

Note5: The percentage change from the same month/term of the previous year is calculated using the linked coefficient to adjust for discrepancies.Refer to the Appendix table.

### 第5表 百貨店・スーパー商品別販売額指数

Table5 Indices of Department stores and supermarkets sales value by goods

(1) 原指数

(1) Original indices

| 年 月        | 合 計<br>Total             |                       | 衣 料 品<br>Clothes         |                       | 飲 食 料 品<br>Food and Beverages |                       | そ の 他<br>Others          |                       | Year and Month |       |       |       |           |
|------------|--------------------------|-----------------------|--------------------------|-----------------------|-------------------------------|-----------------------|--------------------------|-----------------------|----------------|-------|-------|-------|-----------|
|            | 百貨店<br>Department stores | スーパー<br>Super markets | 百貨店<br>Department stores | スーパー<br>Super markets | 百貨店<br>Department stores      | スーパー<br>Super markets | 百貨店<br>Department stores | スーパー<br>Super markets |                |       |       |       |           |
|            | 2019年                    | 98.5                  | 92.3                     | 101.9                 | 85.1                          | 86.1                  | 82.8                     | 103.1                 |                | 92.2  | 105.3 | 100.6 | 102.9     |
| 2020       | 93.3                     | 68.8                  | 105.3                    | 62.5                  | 60.3                          | 67.6                  | 106.9                    | 77.4                  | 112.5          | 87.0  | 74.1  | 96.8  | 2020      |
| 2021       | 94.1                     | 71.8                  | 105.0                    | 62.9                  | 63.2                          | 62.2                  | 108.2                    | 79.7                  | 113.5          | 86.8  | 78.4  | 93.3  | 2021      |
| 2021年 4~6月 | 89.5                     | 61.1                  | 103.4                    | 56.4                  | 53.3                          | 63.8                  | 104.9                    | 67.6                  | 112.0          | 80.1  | 67.6  | 89.7  | Q2 2021   |
| 7~9        | 92.2                     | 65.0                  | 105.5                    | 54.6                  | 54.8                          | 54.1                  | 108.9                    | 73.4                  | 115.5          | 84.0  | 73.8  | 91.9  | Q3        |
| 10~12      | 103.9                    | 92.4                  | 109.8                    | 79.0                  | 81.8                          | 72.4                  | 115.2                    | 106.7                 | 117.0          | 98.6  | 95.4  | 101.1 | Q4        |
| 2022年 1~3月 | 92.4                     | 72.6                  | 102.1                    | 64.0                  | 68.3                          | 54.1                  | 105.3                    | 73.3                  | 111.3          | 85.5  | 79.4  | 90.3  | Q1 2022   |
| 4~6        | 94.1                     | 76.5                  | 102.8                    | 70.5                  | 72.5                          | 65.9                  | 105.0                    | 74.6                  | 110.7          | 88.2  | 85.4  | 90.5  | Q2        |
| 2021年 5月   | 87.4                     | 48.7                  | 106.2                    | 46.1                  | 39.3                          | 62.1                  | 106.4                    | 57.8                  | 115.5          | 75.9  | 55.1  | 91.6  | May 2021  |
| 6          | 93.1                     | 72.4                  | 103.4                    | 64.8                  | 63.3                          | 68.2                  | 107.3                    | 84.2                  | 111.7          | 82.5  | 75.4  | 88.0  | Jun.      |
| 7          | 97.2                     | 78.4                  | 106.5                    | 65.3                  | 64.6                          | 66.9                  | 111.6                    | 97.0                  | 114.4          | 89.7  | 82.2  | 95.6  | Jul.      |
| 8          | 91.2                     | 54.5                  | 109.0                    | 45.6                  | 44.1                          | 49.1                  | 111.1                    | 61.2                  | 120.4          | 81.8  | 65.5  | 94.2  | Aug.      |
| 9          | 88.3                     | 62.2                  | 101.0                    | 52.8                  | 55.6                          | 46.3                  | 104.0                    | 62.1                  | 111.8          | 80.6  | 73.8  | 85.8  | Sep.      |
| 10         | 93.7                     | 75.0                  | 102.9                    | 71.4                  | 73.1                          | 67.6                  | 104.7                    | 71.9                  | 110.9          | 86.0  | 81.6  | 89.5  | Oct.      |
| 11         | 96.8                     | 87.5                  | 101.7                    | 76.8                  | 78.1                          | 73.6                  | 106.3                    | 99.0                  | 107.8          | 91.8  | 91.2  | 92.3  | Nov.      |
| 12         | 121.3                    | 114.8                 | 124.8                    | 88.8                  | 94.3                          | 76.1                  | 134.7                    | 149.1                 | 132.2          | 118.0 | 113.5 | 121.6 | Dec.      |
| 2022年 1月   | 95.1                     | 73.2                  | 105.9                    | 69.1                  | 72.8                          | 60.5                  | 106.9                    | 69.3                  | 114.0          | 89.0  | 78.1  | 97.3  | Jan. 2022 |
| 2          | 85.3                     | 61.8                  | 96.8                     | 48.6                  | 51.7                          | 41.4                  | 102.0                    | 71.3                  | 107.7          | 75.8  | 69.0  | 81.1  | Feb.      |
| 3          | 96.7                     | 82.8                  | 103.7                    | 74.3                  | 80.3                          | 60.5                  | 106.9                    | 79.2                  | 112.1          | 91.8  | 91.0  | 92.6  | Mar.      |
| 4          | 92.1                     | 73.5                  | 101.3                    | 69.3                  | 71.9                          | 63.1                  | 102.4                    | 66.9                  | 109.1          | 87.0  | 83.2  | 90.1  | Apr.      |
| 5          | 95.3                     | 75.6                  | 105.1                    | 70.9                  | 73.2                          | 65.7                  | 106.6                    | 69.8                  | 113.5          | 89.2  | 86.0  | 91.7  | May       |
| 6          | 94.9                     | 80.5                  | 102.1                    | 71.4                  | 72.5                          | 68.9                  | 106.0                    | 87.2                  | 109.6          | 88.4  | 87.0  | 89.6  | Jun.      |
| 7          | 100.4                    | 85.3                  | 107.9                    | 71.3                  | 74.6                          | 63.7                  | 113.0                    | 96.2                  | 116.2          | 95.5  | 92.2  | 98.1  | Jul.      |

Original indices (C.Y. 2015 average=100)

注： 販売額指数は、全店の値で計算している。

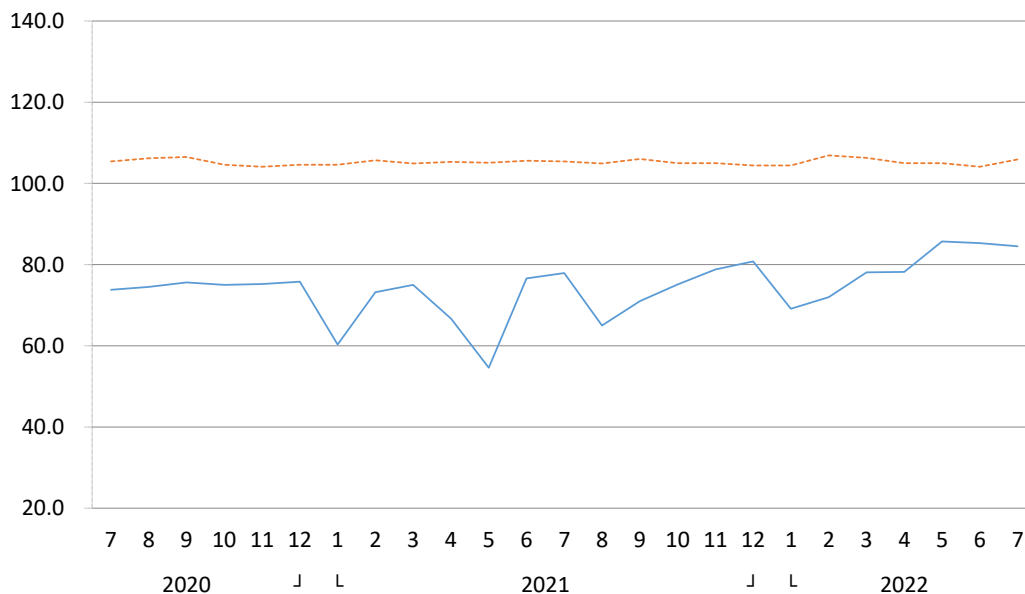
Note: Indices are calculated using sales value that showed Table 4

— 百貨店 84.5  
... スーパー 105.9

西暦2015年=100

### 季節調整済指数の推移

Seasonal adjustment indices (C Y 2015 average=100)



(2) 季節調整済指数及び前期(月)比増減率

(2) Seasonal adjustment indices

| 年 月  | 合 計<br>Total                |                          |       | 衣 料 品<br>Clothes            |                          |       | 飲 食 料 品<br>Food and Beverages |                          |       | そ の 他<br>Others             |                          |       | Year<br>and<br>Month |      |      |
|--|-----------------------------|--------------------------|-------|-----------------------------|--------------------------|-------|-------------------------------|--------------------------|-------|-----------------------------|--------------------------|-------|----------------------|------|------|
|  | 百貨店<br>Department<br>stores | スーパー<br>Super<br>markets |       | 百貨店<br>Department<br>stores | スーパー<br>Super<br>markets |       | 百貨店<br>Department<br>stores   | スーパー<br>Super<br>markets |       | 百貨店<br>Department<br>stores | スーパー<br>Super<br>markets |       |                      |      |      |
|  |                             |                          |       |                             |                          |       |                               |                          |       |                             |                          |       |                      |      |      |
| 季<br>節<br>調<br>整<br>済<br>指<br>数<br>(<br>西<br>曆<br>2015<br>年<br>Ⅱ<br>100<br>) | 2021年 4～6月                  | 92.9                     | 66.0  | 105.3                       | 58.0                     | 56.5  | 63.9                          | 108.6                    | 76.7  | 113.8                       | 84.1                     | 72.2  | 93.3                 | Q2   | 2021 |
|  | 7～9                         | 94.5                     | 71.3  | 105.4                       | 62.8                     | 63.2  | 58.0                          | 108.7                    | 78.1  | 114.8                       | 86.3                     | 77.4  | 92.7                 | Q3   |      |
|  | 10～12                       | 95.8                     | 78.2  | 104.8                       | 67.4                     | 71.6  | 62.7                          | 108.0                    | 83.3  | 113.1                       | 89.6                     | 84.7  | 93.6                 | Q4   |      |
|  | 2022年 1～3月                  | 95.0                     | 73.1  | 105.9                       | 64.3                     | 64.9  | 58.6                          | 109.7                    | 79.9  | 114.7                       | 88.0                     | 80.0  | 94.1                 | Q1   | 2022 |
|  | 4～6                         | 97.7                     | 83.1  | 104.7                       | 72.8                     | 77.0  | 66.3                          | 108.6                    | 85.3  | 112.4                       | 92.8                     | 91.8  | 94.1                 | Q2   |      |
|  | 2021年 5月                    | 90.0                     | 54.6  | 105.1                       | 46.7                     | 41.3  | 62.0                          | 108.7                    | 71.5  | 113.9                       | 79.4                     | 60.4  | 93.1                 | May  | 2021 |
|  | 6                           | 94.9                     | 76.6  | 105.6                       | 64.4                     | 69.2  | 64.1                          | 108.9                    | 83.2  | 114.4                       | 86.5                     | 81.7  | 92.7                 | Jun. |      |
|  | 7                           | 94.3                     | 77.9  | 105.4                       | 65.6                     | 69.5  | 63.4                          | 108.4                    | 83.4  | 114.2                       | 88.3                     | 85.0  | 93.2                 | Jul. |      |
|  | 8                           | 94.1                     | 65.0  | 104.9                       | 59.7                     | 56.7  | 53.8                          | 108.4                    | 72.1  | 114.5                       | 84.1                     | 70.4  | 91.7                 | Aug. |      |
|  | 9                           | 95.0                     | 71.0  | 106.0                       | 63.1                     | 63.3  | 56.9                          | 109.3                    | 78.8  | 115.6                       | 86.4                     | 76.9  | 93.1                 | Sep. |      |
|  | 10                          | 95.3                     | 75.1  | 105.0                       | 64.7                     | 67.7  | 61.1                          | 108.6                    | 81.5  | 113.7                       | 88.9                     | 81.7  | 93.6                 | Oct. |      |
|  | 11                          | 96.1                     | 78.8  | 105.0                       | 68.5                     | 72.3  | 63.6                          | 108.3                    | 83.6  | 113.4                       | 89.7                     | 84.8  | 94.4                 | Nov. |      |
|  | 12                          | 96.0                     | 80.8  | 104.4                       | 69.0                     | 74.8  | 63.5                          | 107.2                    | 84.8  | 112.2                       | 90.1                     | 87.5  | 92.9                 | Dec. |      |
|  | 2022年 1月                    | 93.8                     | 69.1  | 104.4                       | 63.0                     | 58.9  | 57.9                          | 108.4                    | 78.6  | 112.5                       | 89.9                     | 79.7  | 94.8                 | Jan. | 2022 |
|  | 2                           | 94.5                     | 72.0  | 106.9                       | 61.2                     | 64.3  | 56.1                          | 110.6                    | 77.7  | 116.0                       | 85.4                     | 77.1  | 93.9                 | Feb. |      |
|  | 3                           | 96.7                     | 78.1  | 106.3                       | 68.7                     | 71.6  | 61.7                          | 110.1                    | 83.5  | 115.6                       | 88.6                     | 83.3  | 93.7                 | Mar. |      |
|  | 4                           | 97.8                     | 78.2  | 105.0                       | 74.9                     | 73.4  | 67.6                          | 108.8                    | 82.8  | 112.5                       | 91.5                     | 85.6  | 93.6                 | Apr. |      |
| 5  | 98.7                        | 85.7                     | 105.0 | 72.6                        | 78.2                     | 66.9  | 109.5                         | 86.7                     | 112.6 | 94.1                        | 95.1                     | 94.4  | May                  |      |      |
| 6  | 96.7                        | 85.3                     | 104.1 | 70.8                        | 79.3                     | 64.5  | 107.5                         | 86.3                     | 112.2 | 92.8                        | 94.7                     | 94.4  | Jun.                 |      |      |
| 7  | 96.9                        | 84.5                     | 105.9 | 71.1                        | 79.8                     | 59.6  | 109.1                         | 82.7                     | 115.1 | 93.5                        | 95.4                     | 94.4  | Jul.                 |      |      |
| 前<br>期<br>(<br>月)<br>比<br>増<br>減<br>率<br>(<br>%)                             | 2021年 4～6月                  | ▲0.4                     | ▲5.0  | 0.2                         | ▲6.6                     | ▲6.6  | 0.3                           | 0.6                      | ▲1.2  | 0.7                         | ▲3.3                     | ▲6.6  | ▲1.3                 | Q2   | 2021 |
|  | 7～9                         | 1.7                      | 8.0   | 0.1                         | 8.3                      | 11.9  | ▲9.2                          | 0.1                      | 1.8   | 0.9                         | 2.6                      | 7.2   | ▲0.6                 | Q3   |      |
|  | 10～12                       | 1.4                      | 9.7   | ▲0.6                        | 7.3                      | 13.3  | 8.1                           | ▲0.6                     | 6.7   | ▲1.5                        | 3.8                      | 9.4   | 1.0                  | Q4   |      |
|  | 2022年 1～3月                  | ▲0.8                     | ▲6.5  | 1.0                         | ▲4.6                     | ▲9.4  | ▲6.5                          | 1.6                      | ▲4.1  | 1.4                         | ▲1.8                     | ▲5.5  | 0.5                  | Q1   | 2022 |
|  | 4～6                         | 2.8                      | 13.7  | ▲1.1                        | 13.2                     | 18.6  | 13.1                          | ▲1.0                     | 6.8   | ▲2.0                        | 5.5                      | 14.8  | 0.0                  | Q2   |      |
|  | 2021年 5月                    | ▲4.2                     | ▲18.1 | ▲0.2                        | ▲25.9                    | ▲30.1 | ▲5.5                          | 0.5                      | ▲5.0  | 0.7                         | ▲8.2                     | ▲18.9 | ▲1.1                 | May  | 2021 |
|  | 6                           | 5.4                      | 40.3  | 0.5                         | 37.9                     | 67.6  | 3.4                           | 0.2                      | 16.4  | 0.4                         | 8.9                      | 35.3  | ▲0.4                 | Jun. |      |
|  | 7                           | ▲0.6                     | 1.7   | ▲0.2                        | 1.9                      | 0.4   | ▲1.1                          | ▲0.5                     | 0.2   | ▲0.2                        | 2.1                      | 4.0   | 0.5                  | Jul. |      |
|  | 8                           | ▲0.2                     | ▲16.6 | ▲0.5                        | ▲9.0                     | ▲18.4 | ▲15.1                         | 0.0                      | ▲13.5 | 0.3                         | ▲4.8                     | ▲17.2 | ▲1.6                 | Aug. |      |
|  | 9                           | 1.0                      | 9.2   | 1.0                         | 5.7                      | 11.6  | 5.8                           | 0.8                      | 9.3   | 1.0                         | 2.7                      | 9.2   | 1.5                  | Sep. |      |
|  | 10                          | 0.3                      | 5.8   | ▲0.9                        | 2.5                      | 7.0   | 7.4                           | ▲0.6                     | 3.4   | ▲1.6                        | 2.9                      | 6.2   | 0.5                  | Oct. |      |
|  | 11                          | 0.8                      | 4.9   | 0.0                         | 5.9                      | 6.8   | 4.1                           | ▲0.3                     | 2.6   | ▲0.3                        | 0.9                      | 3.8   | 0.9                  | Nov. |      |
|  | 12                          | ▲0.1                     | 2.5   | ▲0.6                        | 0.7                      | 3.5   | ▲0.2                          | ▲1.0                     | 1.4   | ▲1.1                        | 0.4                      | 3.2   | ▲1.6                 | Dec. |      |
|  | 2022年 1月                    | ▲2.3                     | ▲14.5 | 0.0                         | ▲8.7                     | ▲21.3 | ▲8.8                          | 1.1                      | ▲7.3  | 0.3                         | ▲0.2                     | ▲8.9  | 2.0                  | Jan. | 2022 |
|  | 2                           | 0.7                      | 4.2   | 2.4                         | ▲2.9                     | 9.2   | ▲3.1                          | 2.0                      | ▲1.1  | 3.1                         | ▲5.0                     | ▲3.3  | ▲0.9                 | Feb. |      |
|  | 3                           | 2.3                      | 8.5   | ▲0.6                        | 12.3                     | 11.4  | 10.0                          | ▲0.5                     | 7.5   | ▲0.3                        | 3.7                      | 8.0   | ▲0.2                 | Mar. |      |
|  | 4                           | 1.1                      | 0.1   | ▲1.2                        | 9.0                      | 2.5   | 9.6                           | ▲1.2                     | ▲0.8  | ▲2.7                        | 3.3                      | 2.8   | ▲0.1                 | Apr. |      |
| 5  | 0.9                         | 9.6                      | 0.0   | ▲3.1                        | 6.5                      | ▲1.0  | 0.6                           | 4.7                      | 0.1   | 2.8                         | 11.1                     | 0.9   | May                  |      |      |
| 6  | ▲2.0                        | ▲0.5                     | ▲0.9  | ▲2.5                        | 1.4                      | ▲3.6  | ▲1.8                          | ▲0.5                     | ▲0.4  | ▲1.4                        | ▲0.4                     | 0.0   | Jun.                 |      |      |
| 7  | 0.2                         | ▲0.9                     | 1.7   | 0.4                         | 0.6                      | ▲7.6  | 1.5                           | ▲4.2                     | 2.6   | 0.8                         | 0.7                      | 0.0   | Jul.                 |      |      |

Seasonal adjustment indices (C.Y. 2015 average=100)

Percentage change from the previous month/term (%)

# 第6表 (1) 百貨店・スーパー経済産業局別、商品別販売額

Table6 (1) Department stores and supermarkets sales value by regional bureaus of METI and by goods

| 経済産業局            | 事業所数<br>(店) | 合計    | 衣 料 品           |                   |                 |            |         |                              | 飲食料品    | そ       |
|------------------|-------------|-------|-----------------|-------------------|-----------------|------------|---------|------------------------------|---------|---------|
|                  |             |       | 紳士服<br>・<br>洋 品 | 婦人・<br>子供服<br>・洋品 | その他<br>の<br>衣料品 | 身の回<br>り 品 | Clothes |                              |         |         |
|                  |             |       |                 |                   |                 |            | Men's   | Women's<br>and<br>Children's |         |         |
| 合 計<br>(百万円)     | 北海道         | 340   | 84,657          | 9,645             | 1,474           | 5,517      | 505     | 2,149                        | 62,125  | 12,886  |
|                  | 東 北         | 582   | 112,465         | 7,999             | 1,626           | 3,486      | 592     | 2,295                        | 89,280  | 15,186  |
|                  | 関 東         | 2,444 | 786,969         | 112,006           | 17,528          | 48,815     | 6,107   | 39,556                       | 526,136 | 148,827 |
|                  | 中 部         | 682   | 195,383         | 28,223            | 4,254           | 14,697     | 1,250   | 8,021                        | 132,586 | 34,573  |
|                  | 近 畿         | 912   | 317,699         | 62,754            | 7,839           | 30,928     | 2,816   | 21,172                       | 193,203 | 61,741  |
|                  | 中 国         | 339   | 84,515          | 11,918            | 1,754           | 5,919      | 656     | 3,589                        | 57,289  | 15,308  |
|                  | 四 国         | 259   | 47,054          | 5,057             | 850             | 2,261      | 168     | 1,779                        | 34,858  | 7,138   |
|                  | 九 州         | 510   | 141,523         | 25,444            | 3,768           | 10,538     | 1,838   | 9,301                        | 77,276  | 38,802  |
|                  | 沖 縄         | 59    | 19,060          | 2,015             | 410             | 1,111      | 132     | 363                          | 11,012  | 6,033   |
| 百 貨 店<br>(百万円)   | 北海道         | 13    | 14,241          | 6,066             | 685             | 3,774      | 230     | 1,378                        | 4,884   | 3,291   |
|                  | 東 北         | 15    | 13,752          | 4,464             | 553             | 1,821      | 253     | 1,838                        | 5,710   | 3,577   |
|                  | 関 東         | 79    | 226,137         | 86,121            | 11,926          | 35,489     | 4,057   | 34,649                       | 70,587  | 69,429  |
|                  | 中 部         | 13    | 42,294          | 18,768            | 2,232           | 10,143     | 487     | 5,906                        | 11,970  | 11,556  |
|                  | 近 畿         | 39    | 123,317         | 51,744            | 5,336           | 25,664     | 2,042   | 18,702                       | 40,289  | 31,285  |
|                  | 中 国         | 13    | 19,442          | 6,966             | 713             | 3,488      | 283     | 2,482                        | 6,377   | 6,099   |
|                  | 四 国         | 4     | 6,612           | 2,551             | 305             | 960        | 63      | 1,222                        | 2,100   | 1,962   |
|                  | 九 州         | 17    | 39,605          | 15,904            | 1,838           | 6,013      | 726     | 7,328                        | 12,516  | 11,186  |
|                  | 沖 縄         | 1     | x               | x                 | x               | x          | x       | x                            | x       | x       |
| ス ー パ ー<br>(百万円) | 北海道         | 327   | 70,416          | 3,578             | 789             | 1,742      | 276     | 771                          | 57,242  | 9,596   |
|                  | 東 北         | 567   | 98,714          | 3,535             | 1,074           | 1,665      | 340     | 456                          | 83,570  | 11,609  |
|                  | 関 東         | 2,365 | 560,832         | 25,885            | 5,602           | 13,326     | 2,050   | 4,908                        | 455,549 | 79,399  |
|                  | 中 部         | 669   | 153,090         | 9,455             | 2,023           | 4,554      | 763     | 2,115                        | 120,617 | 23,017  |
|                  | 近 畿         | 873   | 194,381         | 11,010            | 2,503           | 5,264      | 774     | 2,470                        | 152,915 | 30,456  |
|                  | 中 国         | 326   | 65,073          | 4,952             | 1,041           | 2,431      | 373     | 1,107                        | 50,912  | 9,209   |
|                  | 四 国         | 255   | 40,441          | 2,506             | 545             | 1,300      | 105     | 556                          | 32,759  | 5,177   |
|                  | 九 州         | 493   | 101,917         | 9,540             | 1,930           | 4,525      | 1,112   | 1,974                        | 64,760  | 27,617  |
|                  | 沖 縄         | 58    | x               | x                 | x               | x          | x       | x                            | x       | x       |

注：「九州」には「沖縄」の数字を含む。

(2022年7月分)

(Jul,2022)

| の 他       |                                     |                        |            |                            | 商 品 券               | 営 業 日 数<br>(日)   | 従 業 者 数<br>(人)            | 売 場 面 積<br>(1000㎡)                | Regional<br>bureaus<br>of METI |                                 |
|-----------|-------------------------------------|------------------------|------------|----------------------------|---------------------|------------------|---------------------------|-----------------------------------|--------------------------------|---------------------------------|
| 家 具       | 家庭用<br>電気機<br>械器具                   | 家庭用品                   | その他<br>の商品 | 食 堂<br>・<br>喫 茶            |                     |                  |                           |                                   |                                |                                 |
| Furniture | Household<br>Electric<br>Appliances | Household<br>Equipment | Others     | Restaurants<br>and<br>Café | Gift<br>Certificate | Business<br>Days | Number<br>of<br>Employees | Sales<br>Floor<br>Area<br>(1000㎡) |                                |                                 |
| 160       | 616                                 | 1,383                  | 10,361     | 367                        | 341                 | 30.6             | 32,211                    | 1,443                             | Hokkaido                       | Total (million yen)             |
| 634       | 837                                 | 2,954                  | 10,456     | 306                        | 1,151               | 30.8             | 50,631                    | 2,358                             | Tohoku                         |                                 |
| 2,835     | 6,219                               | 14,546                 | 119,862    | 5,366                      | 7,189               | 30.9             | 258,460                   | 10,704                            | Kanto                          |                                 |
| 631       | 2,369                               | 3,190                  | 27,449     | 936                        | 1,360               | 30.7             | 69,338                    | 3,558                             | Chubu                          |                                 |
| 1,302     | 2,262                               | 5,850                  | 49,632     | 2,695                      | 3,809               | 30.7             | 100,253                   | 4,949                             | Kansai                         |                                 |
| 450       | 636                                 | 1,781                  | 11,815     | 626                        | 1,338               | 30.9             | 35,587                    | 1,856                             | Chugoku                        |                                 |
| 318       | 253                                 | 907                    | 5,580      | 80                         | 459                 | 31.0             | 21,520                    | 1,147                             | Shikoku                        |                                 |
| 963       | 2,664                               | 2,979                  | 31,025     | 1,171                      | 2,022               | 30.9             | 47,865                    | 2,867                             | Kyushu                         |                                 |
| 130       | 438                                 | 949                    | 3,956      | 560                        | 223                 | 30.9             | 8,878                     | 351                               | Okinawa                        |                                 |
| 119       | 53                                  | 339                    | 2,485      | 295                        | 95                  | 31.0             | 2,536                     | 207                               | Hokkaido                       | Department stores (million yen) |
| 73        | 76                                  | 431                    | 2,834      | 163                        | 243                 | 30.9             | 2,552                     | 282                               | Tohoku                         |                                 |
| 2,379     | 1,075                               | 5,069                  | 55,689     | 5,217                      | 5,491               | 30.9             | 27,697                    | 2,123                             | Kanto                          |                                 |
| 340       | 8                                   | 1,313                  | 8,973      | 922                        | 977                 | 31.0             | 4,353                     | 466                               | Chubu                          |                                 |
| 964       | 144                                 | 2,511                  | 25,200     | 2,466                      | 3,350               | 31.0             | 13,464                    | 1,162                             | Kansai                         |                                 |
| 282       | 64                                  | 489                    | 4,725      | 539                        | 1,027               | 31.0             | 3,059                     | 351                               | Chugoku                        |                                 |
| 54        | 3                                   | 154                    | 1,671      | 80                         | 300                 | 31.0             | 883                       | 104                               | Shikoku                        |                                 |
| 420       | 73                                  | 789                    | 9,279      | 625                        | 1,364               | 31.0             | 5,129                     | 513                               | Kyushu                         |                                 |
| x         | x                                   | x                      | x          | x                          | x                   | x                | 181                       | x                                 | Okinawa                        |                                 |
| 41        | 563                                 | 1,043                  | 7,876      | 73                         | 246                 | 30.6             | 29,675                    | 1,236                             | Hokkaido                       | Supermarkets (million yen)      |
| 561       | 761                                 | 2,523                  | 7,622      | 142                        | 909                 | 30.8             | 48,079                    | 2,076                             | Tohoku                         |                                 |
| 456       | 5,144                               | 9,477                  | 64,173     | 149                        | 1,698               | 30.9             | 230,763                   | 8,581                             | Kanto                          |                                 |
| 291       | 2,361                               | 1,876                  | 18,476     | 14                         | 383                 | 30.7             | 64,985                    | 3,093                             | Chubu                          |                                 |
| 338       | 2,118                               | 3,339                  | 24,432     | 229                        | 460                 | 30.7             | 86,789                    | 3,787                             | Kansai                         |                                 |
| 167       | 572                                 | 1,292                  | 7,090      | 88                         | 311                 | 30.9             | 32,528                    | 1,505                             | Chugoku                        |                                 |
| 264       | 250                                 | 754                    | 3,909      | 0                          | 159                 | 31.0             | 20,637                    | 1,044                             | Shikoku                        |                                 |
| 544       | 2,591                               | 2,191                  | 21,746     | 546                        | 657                 | 30.9             | 42,736                    | 2,353                             | Kyushu                         |                                 |
| x         | x                                   | x                      | x          | x                          | x                   | x                | 8,697                     | x                                 | Okinawa                        |                                 |

Note: "Kyushu" figures include those of "Okinawa"

第6表 (2) 百貨店・スーパー経済産業局別販売額前年(度、同期、同月)比増減率

Table 6 (2) Percentage change from the same month/term of the previous year of Department stores and supermarkets sales value by regional bureaus of METI

|                | 年 月          | 全 国          |                 | 北 海 道    |                 | 東 北    |                 | 関 東   |                 | 中 部   |                 |       |
|----------------|--------------|--------------|-----------------|----------|-----------------|--------|-----------------|-------|-----------------|-------|-----------------|-------|
|                |              | Total        | 既存店<br>Adjusted | Hokkaido | 既存店<br>Adjusted | Tohoku | 既存店<br>Adjusted | Kanto | 既存店<br>Adjusted | Chubu | 既存店<br>Adjusted |       |
| 合 計<br>(%)     | 2019 年       | ▲1.1         | ▲1.3            | ▲0.4     | ▲0.8            | ▲0.9   | ▲1.6            | ▲1.3  | ▲1.5            | ▲1.1  | ▲1.1            |       |
|                | 2020         | ▲5.4         | ▲6.6            | ▲4.0     | ▲4.5            | ▲1.2   | ▲1.5            | ▲4.7  | ▲6.5            | ▲2.0  | ▲3.2            |       |
|                | 2021         | 0.9          | 0.6             | 0.3      | 0.2             | ▲0.8   | ▲1.2            | 1.8   | 1.0             | 0.9   | 0.9             |       |
|                | 2019 年度      | ▲1.6         | ▲1.9            | ▲1.4     | ▲2.1            | ▲1.2   | ▲1.5            | ▲1.7  | ▲1.8            | ▲0.9  | ▲1.1            |       |
|                | 2020         | ▲5.1         | ▲6.3            | ▲3.4     | ▲3.8            | ▲1.2   | ▲1.6            | ▲4.4  | ▲6.5            | ▲1.8  | ▲3.0            |       |
|                | 2021         | 1.9          | 1.6             | 0.8      | 0.8             | ▲0.5   | ▲1.2            | 2.8   | 2.2             | 1.4   | 1.5             |       |
|                | 2021 年 4～6 月 | 5.8          | 5.6             | 2.5      | 2.4             | 0.7    | 0.9             | 7.4   | 6.8             | 5.0   | 4.7             |       |
|                | 7～9          | ▲1.4         | ▲1.6            | ▲1.3     | ▲1.2            | ▲1.5   | ▲2.1            | ▲0.3  | ▲1.0            | ▲1.0  | ▲0.7            |       |
|                | 10～12        | 1.6          | 1.3             | 1.5      | 1.3             | ▲0.7   | ▲1.7            | 2.0   | 1.5             | 0.6   | 0.9             |       |
|                | 2022 年 1～3 月 | 1.9          | 1.5             | 0.6      | 0.5             | ▲0.3   | ▲1.6            | 2.7   | 2.1             | 1.2   | 1.4             |       |
|                | 4～6          | 5.1          | 4.5             | 3.5      | 3.7             | ▲0.1   | ▲1.5            | 4.7   | 3.9             | 2.2   | 1.8             |       |
|                | 2021 年 5 月   | 6.0          | 5.7             | 3.7      | 3.5             | 1.6    | 1.5             | 9.0   | 8.4             | 5.7   | 5.5             |       |
|                | 6            | ▲2.2         | ▲2.3            | ▲3.4     | ▲3.4            | ▲3.2   | ▲2.7            | ▲1.0  | ▲1.5            | ▲2.7  | ▲2.8            |       |
|                | 7            | 1.3          | 1.3             | 0.1      | 0.3             | 0.5    | 0.3             | 2.1   | 1.5             | 1.5   | 2.0             |       |
|                | 8            | ▲4.8         | ▲4.7            | ▲2.7     | ▲2.6            | ▲3.5   | ▲3.7            | ▲4.2  | ▲4.9            | ▲3.4  | ▲3.0            |       |
|                | 9            | ▲0.7         | ▲1.3            | ▲1.3     | ▲1.4            | ▲1.6   | ▲2.8            | 1.1   | 0.3             | ▲1.0  | ▲1.3            |       |
|                | 10           | 1.3          | 0.9             | 2.2      | 2.1             | 0.5    | ▲0.8            | 1.7   | 1.0             | 0.7   | 1.0             |       |
|                | 11           | 1.8          | 1.5             | 2.1      | 1.9             | ▲1.6   | ▲2.7            | 2.4   | 1.9             | 0.2   | 0.5             |       |
|                | 12           | 1.7          | 1.4             | 0.4      | 0.3             | ▲0.9   | ▲1.7            | 2.0   | 1.6             | 0.9   | 1.1             |       |
|                | 2022 年 1 月   | 3.0          | 2.6             | 0.6      | 0.4             | ▲0.1   | ▲0.7            | 3.8   | 3.3             | 2.5   | 2.7             |       |
|                | 2            | 0.5          | 0.1             | ▲1.1     | ▲1.4            | ▲1.2   | ▲2.5            | 1.2   | 0.7             | ▲0.2  | 0.2             |       |
|                | 3            | 2.1          | 1.5             | 2.1      | 2.4             | 0.2    | ▲1.6            | 2.9   | 2.1             | 1.1   | 1.0             |       |
|                | 4            | 4.6          | 4.0             | 2.6      | 3.0             | 0.6    | ▲0.9            | 4.8   | 3.9             | 2.4   | 2.0             |       |
|                | 5            | 9.1          | 8.5             | 6.4      | 6.5             | 0.3    | ▲1.1            | 7.5   | 6.7             | 4.0   | 3.6             |       |
|                | 6            | 1.9          | 1.3             | 1.5      | 1.6             | ▲1.1   | ▲2.4            | 1.9   | 1.1             | 0.3   | ▲0.2            |       |
|                | 7            | 3.3          | 2.8             | 3.1      | 3.2             | 1.6    | 0.9             | 4.3   | 3.6             | 1.9   | 1.5             |       |
|                | 百 貨 店<br>(%) | 2019 年       | ▲2.3            | ▲1.2     | ▲1.5            | 0.5    | ▲3.3            | ▲1.8  | ▲3.0            | ▲2.1  | ▲3.5            | ▲0.6  |
|                |              | 2020         | ▲25.5           | ▲24.3    | ▲29.6           | ▲29.3  | ▲19.0           | ▲14.3 | ▲25.6           | ▲24.4 | ▲24.1           | ▲22.3 |
|                |              | 2021         | 4.5             | 6.0      | 4.4             | 4.4    | ▲2.8            | 0.3   | 5.9             | 7.0   | 6.6             | 9.5   |
|                |              | 2019 年度      | ▲5.6            | ▲4.7     | ▲7.1            | ▲5.0   | ▲6.6            | ▲4.3  | ▲5.6            | ▲4.9  | ▲6.6            | ▲4.3  |
|                |              | 2020         | ▲24.5           | ▲23.2    | ▲27.5           | ▲27.5  | ▲19.0           | ▲14.3 | ▲24.9           | ▲23.7 | ▲23.4           | ▲21.2 |
|                |              | 2021         | 8.9             | 10.1     | 7.1             | 7.1    | 0.5             | 2.4   | 11.2            | 12.2  | 11.1            | 13.7  |
|                |              | 2021 年 4～6 月 | 40.9            | 43.5     | 37.1            | 37.1   | 18.3            | 23.9  | 49.4            | 51.2  | 48.0            | 51.0  |
| 7～9            |              | ▲4.8         | ▲3.1            | ▲9.4     | ▲9.4            | ▲12.1  | ▲8.5            | ▲3.3  | ▲2.4            | ▲0.3  | 2.7             |       |
| 10～12          |              | 6.4          | 7.0             | 13.2     | 13.2            | 1.6    | 1.6             | 6.0   | 6.8             | 6.4   | 8.4             |       |
| 2022 年 1～3 月   |              | 5.6          | 6.2             | ▲1.2     | ▲1.2            | ▲1.9   | ▲1.9            | 7.9   | 8.9             | 5.0   | 7.3             |       |
| 4～6            |              | 25.3         | 25.8            | 29.0     | 29.0            | 5.4    | 6.7             | 21.8  | 22.1            | 17.3  | 19.8            |       |
| 2021 年 5 月     |              | 58.8         | 61.9            | 116.3    | 116.3           | 30.3   | 35.0            | 87.3  | 89.9            | 84.4  | 87.6            |       |
| 6              |              | ▲3.3         | ▲1.6            | ▲14.5    | ▲14.5           | ▲9.9   | ▲4.5            | ▲0.9  | 0.2             | ▲7.7  | ▲5.7            |       |
| 7              |              | 2.6          | 4.6             | ▲5.0     | ▲5.0            | ▲6.5   | ▲1.9            | 3.9   | 4.8             | 5.9   | 9.2             |       |
| 8              |              | ▲13.9        | ▲11.3           | ▲14.4    | ▲14.4           | ▲20.6  | ▲14.9           | ▲12.8 | ▲11.8           | ▲3.6  | 2.1             |       |
| 9              |              | ▲4.5         | ▲4.2            | ▲9.1     | ▲9.1            | ▲10.0  | ▲10.0           | ▲2.2  | ▲1.5            | ▲4.8  | ▲4.2            |       |
| 10             |              | 2.5          | 3.0             | 3.7      | 3.7             | 1.6    | 1.6             | 2.7   | 3.4             | 2.3   | 4.4             |       |
| 11             |              | 7.5          | 8.1             | 25.0     | 25.0            | 1.7    | 1.7             | 7.0   | 7.7             | 7.7   | 9.6             |       |
| 12             |              | 8.3          | 8.9             | 12.4     | 12.4            | 1.4    | 1.4             | 7.6   | 8.4             | 8.2   | 10.4            |       |
| 2022 年 1 月     |              | 14.5         | 15.4            | 7.0      | 7.0             | 3.1    | 3.1             | 17.6  | 18.9            | 16.5  | 19.6            |       |
| 2              |              | ▲1.8         | ▲0.8            | ▲13.2    | ▲13.2           | ▲9.1   | ▲9.1            | ▲0.3  | 1.3             | ▲2.0  | 0.2             |       |
| 3              |              | 4.2          | 4.5             | 1.7      | 1.7             | ▲0.2   | ▲0.2            | 6.7   | 6.9             | 1.4   | 3.1             |       |
| 4              |              | 18.2         | 18.6            | 13.1     | 13.1            | 4.8    | 4.8             | 17.5  | 17.8            | 9.8   | 12.0            |       |
| 5              |              | 55.3         | 56.0            | 57.4     | 57.4            | 9.8    | 11.6            | 44.6  | 45.0            | 33.2  | 36.2            |       |
| 6              |              | 11.2         | 11.6            | 23.6     | 23.6            | 2.0    | 4.1             | 9.4   | 9.6             | 11.8  | 14.2            |       |
| 7              |              | 8.9          | 9.4             | 17.8     | 17.8            | 3.6    | 5.5             | 12.4  | 12.6            | 4.7   | 6.7             |       |
| ス ー パ ー<br>(%) |              | 2019 年       | ▲0.5            | ▲1.4     | ▲0.1            | ▲1.2   | ▲0.5            | ▲1.6  | ▲0.4            | ▲1.1  | ▲0.2            | ▲1.3  |
|                |              | 2020         | 3.4             | 1.9      | 2.2             | 2.0    | 1.8             | 0.7   | 5.3             | 3.5   | 4.8             | 3.1   |
|                |              | 2021         | ▲0.3            | ▲1.2     | ▲0.4            | ▲0.5   | ▲0.5            | ▲1.4  | 0.3             | ▲1.1  | ▲0.3            | ▲1.0  |
|                |              | 2019 年度      | 0.2             | ▲0.5     | 0.1             | ▲1.3   | ▲0.2            | ▲1.0  | 0.4             | ▲0.0  | 1.0             | ▲0.1  |
|                |              | 2020         | 2.9             | 1.3      | 2.0             | 2.0    | 1.6             | 0.5   | 4.9             | 2.5   | 4.5             | 2.6   |
|                |              | 2021         | ▲0.3            | ▲1.0     | ▲0.2            | ▲0.3   | ▲0.6            | ▲1.6  | 0.1             | ▲1.0  | ▲0.7            | ▲1.1  |
|                |              | 2021 年 4～6 月 | ▲1.1            | ▲1.8     | ▲1.1            | ▲1.2   | ▲1.1            | ▲1.4  | ▲1.4            | ▲2.5  | ▲1.2            | ▲1.8  |
|                | 7～9          | ▲0.4         | ▲1.1            | 0.1      | 0.2             | ▲0.2   | ▲1.3            | 0.6   | ▲0.6            | ▲1.2  | ▲1.5            |       |
|                | 10～12        | ▲0.2         | ▲0.9            | ▲0.8     | ▲0.9            | ▲1.0   | ▲2.2            | 0.4   | ▲0.6            | ▲0.9  | ▲1.1            |       |
|                | 2022 年 1～3 月 | 0.7          | ▲0.1            | 0.9      | 0.8             | ▲0.1   | ▲1.5            | 0.9   | ▲0.3            | 0.3   | 0.0             |       |
|                | 4～6          | ▲0.6         | ▲1.4            | ▲0.2     | 0.0             | ▲0.7   | ▲2.5            | ▲0.8  | ▲2.0            | ▲1.0  | ▲2.0            |       |
|                | 2021 年 5 月   | ▲1.2         | ▲1.9            | ▲2.3     | ▲2.5            | ▲0.9   | ▲1.3            | ▲1.5  | ▲2.5            | ▲1.9  | ▲2.3            |       |
|                | 6            | ▲1.8         | ▲2.5            | ▲1.4     | ▲1.4            | ▲2.2   | ▲2.4            | ▲1.0  | ▲2.1            | ▲1.5  | ▲2.1            |       |
|                | 7            | 0.8          | 0.2             | 1.1      | 1.3             | 1.6    | 0.6             | 1.5   | 0.3             | 0.3   | 0.2             |       |
|                | 8            | ▲2.3         | ▲3.0            | ▲0.8     | ▲0.7            | ▲1.4   | ▲2.5            | ▲1.7  | ▲2.9            | ▲3.4  | ▲3.8            |       |
|                | 9            | 0.4          | ▲0.4            | 0.1      | 0.1             | ▲0.5   | ▲1.9            | 2.2   | 1.0             | ▲0.2  | ▲0.7            |       |
|                | 10           | 0.9          | 0.1             | 1.9      | 1.8             | 0.4    | ▲1.2            | 1.4   | 0.2             | 0.3   | 0.2             |       |
|                | 11           | ▲0.4         | ▲1.1            | ▲1.7     | ▲1.9            | ▲2.1   | ▲3.4            | 0.4   | ▲0.6            | ▲1.8  | ▲1.9            |       |
|                | 12           | ▲0.9         | ▲1.5            | ▲2.0     | ▲2.2            | ▲1.2   | ▲2.1            | ▲0.5  | ▲1.4            | ▲1.1  | ▲1.6            |       |
|                | 2022 年 1 月   | ▲0.3         | ▲1.0            | ▲0.4     | ▲0.7            | ▲0.5   | ▲1.2            | ▲0.4  | ▲1.5            | ▲0.3  | ▲0.6            |       |
|                | 2            | 1.2          | 0.4             | 1.0      | 0.7             | ▲0.2   | ▲1.6            | 1.7   | 0.5             | 0.2   | 0.2             |       |
|                | 3            | 1.3          | 0.4             | 2.2      | 2.5             | 0.3    | ▲1.8            | 1.4   | 0.2             | 1.0   | 0.5             |       |
|                | 4            | 0.6          | ▲0.3            | 0.9      | 1.4             | 0.1    | ▲1.6            | 0.6   | ▲0.6            | 0.7   | ▲0.2            |       |
|                | 5            | ▲1.1         | ▲1.9            | 0.4      | 0.5             | ▲0.8   | ▲2.5            | ▲1.9  | ▲3.1            | ▲1.3  | ▲2.2            |       |
|                | 6            | ▲1.2         | ▲2.1            | ▲1.9     | ▲1.7            | ▲1.5   | ▲3.3            | ▲1.0  | ▲2.1            | ▲2.4  | ▲3.5            |       |
|                | 7            | 1.3          | 0.5             | 0.5      | 0.6             | 1.3    | 0.3             | 1.3   | 0.3             | 1.1   | 0.1             |       |

注1:「九州」には「沖縄」の数字を含む。

注2:前年(度、同期、同月)比増減率は、ギャップを調整するリンク係数(付表参照)で処理した数値で計算している。



| 近畿     |                 | 中国      |                 | 四国      |                 | 九州     |                 | 沖縄      |                 | Year and Month |      |                  |                      |
|--------|-----------------|---------|-----------------|---------|-----------------|--------|-----------------|---------|-----------------|----------------|------|------------------|----------------------|
| Kansai | 既存店<br>Adjusted | Chugoku | 既存店<br>Adjusted | Shikoku | 既存店<br>Adjusted | Kyushu | 既存店<br>Adjusted | Okinawa | 既存店<br>Adjusted |                |      |                  |                      |
| ▲0.8   | ▲1.0            | ▲0.8    | ▲1.3            | ▲0.3    | ▲2.4            | ▲1.3   | ▲1.1            | 2.4     | ▲0.4            | C Y            | 2019 | Total (%)        |                      |
| ▲11.0  | ▲11.2           | ▲4.6    | ▲4.0            | ▲1.7    | ▲3.4            | ▲6.6   | ▲8.5            | ▲3.9    | ▲6.7            |                | 2020 |                  |                      |
| 0.2    | 0.8             | ▲0.5    | ▲0.8            | ▲2.2    | ▲0.9            | 0.9    | 0.3             | 2.1     | ▲0.2            |                | 2021 |                  |                      |
| ▲2.2   | ▲2.3            | ▲1.2    | ▲1.6            | ▲0.2    | ▲2.4            | ▲2.3   | ▲2.4            | 1.5     | ▲1.9            | F Y            | 2019 |                  |                      |
| ▲10.4  | ▲10.4           | ▲4.7    | ▲3.9            | ▲2.7    | ▲3.5            | ▲6.1   | ▲8.1            | ▲3.5    | ▲6.0            |                | 2020 |                  |                      |
| 1.7    | 2.2             | 0.3     | ▲0.4            | ▲0.9    | ▲0.2            | 2.3    | 1.7             | 2.9     | 0.7             |                | 2021 |                  |                      |
| 5.5    | 6.2             | 4.0     | 3.9             | 1.1     | 2.8             | 8.7    | 7.9             | 4.1     | 0.9             | Q2             | 2021 |                  |                      |
| ▲2.4   | ▲1.5            | ▲3.8    | ▲4.3            | ▲5.9    | ▲3.4            | ▲2.8   | ▲3.2            | 1.1     | ▲1.2            | Q3             |      |                  |                      |
| 2.4    | 2.6             | 0.8     | ▲0.3            | 0.4     | ▲0.2            | 1.7    | 1.2             | 3.1     | 1.5             | Q4             |      |                  |                      |
| 1.7    | 1.8             | 0.7     | ▲0.6            | 1.1     | 0.3             | 2.6    | 2.0             | 3.4     | 1.5             | Q1             | 2022 |                  |                      |
| 11.3   | 11.5            | 4.2     | 2.9             | 1.9     | 1.2             | 6.1    | 5.7             | 5.6     | 4.8             | Q2             |      |                  |                      |
| ▲0.0   | 0.3             | 5.2     | 5.0             | 3.2     | 4.5             | 8.8    | 7.9             | 8.9     | 4.9             | May            | 2021 |                  |                      |
| ▲1.5   | ▲0.6            | ▲5.6    | ▲5.7            | ▲6.2    | ▲3.8            | ▲5.0   | ▲5.7            | ▲9.2    | ▲12.3           | Jun            |      |                  |                      |
| 1.4    | 2.4             | ▲0.9    | ▲1.0            | ▲3.5    | ▲0.2            | 0.4    | ▲0.0            | 2.0     | ▲1.6            | Jul            |      |                  |                      |
| ▲6.4   | ▲4.9            | ▲5.7    | ▲6.2            | ▲9.3    | ▲5.1            | ▲6.6   | ▲6.9            | ▲1.4    | ▲3.0            | Aug            |      |                  |                      |
| ▲2.3   | ▲2.1            | ▲5.0    | ▲5.8            | ▲4.5    | ▲5.2            | ▲2.2   | ▲2.9            | 2.9     | 1.1             | Sep            |      |                  |                      |
| 0.9    | 1.0             | 0.8     | ▲0.4            | 0.9     | 0.3             | 1.5    | 1.0             | 5.3     | 3.6             | Oct            |      |                  |                      |
| 3.1    | 3.4             | ▲0.1    | ▲1.4            | 0.4     | ▲0.1            | 1.8    | 1.4             | 2.9     | 1.4             | Nov            |      |                  |                      |
| 3.0    | 3.3             | 1.6     | 0.6             | ▲0.1    | ▲0.5            | 1.8    | 1.2             | 1.6     | ▲0.1            | Dec            |      |                  |                      |
| 2.9    | 3.1             | 1.1     | ▲0.2            | 1.8     | 1.0             | 4.9    | 4.2             | 1.8     | ▲0.1            | Jan            | 2022 |                  |                      |
| 0.1    | 0.1             | ▲0.2    | ▲1.5            | ▲0.0    | ▲0.9            | 1.1    | 0.5             | 3.7     | 1.9             | Feb            |      |                  |                      |
| 2.0    | 2.1             | 1.2     | ▲0.1            | 1.3     | 0.5             | 1.9    | 1.2             | 4.6     | 2.8             | Mar            |      |                  |                      |
| 9.0    | 9.1             | 2.2     | 0.8             | 2.8     | 2.3             | 4.3    | 4.1             | 4.8     | 4.8             | Apr            |      |                  |                      |
| 24.3   | 24.3            | 7.4     | 6.0             | 2.9     | 2.1             | 9.1    | 8.7             | 2.1     | 1.5             | May            |      |                  |                      |
| 3.0    | 3.1             | 3.1     | 1.9             | 0.0     | ▲0.7            | 4.8    | 4.3             | 10.2    | 8.5             | Jun            |      |                  |                      |
| 2.8    | 2.8             | 1.9     | 1.1             | 0.4     | ▲0.3            | 4.5    | 3.9             | 9.1     | 6.7             | Jul            |      |                  |                      |
| 0.3    | 0.6             | ▲3.0    | ▲1.7            | ▲2.3    | ▲2.3            | ▲4.1   | ▲2.2            | x       | x               | C Y            | 2019 |                  | Departmentstores (%) |
| ▲27.3  | ▲26.9           | ▲21.1   | ▲17.6           | ▲23.3   | ▲19.4           | ▲24.5  | ▲23.5           | x       | x               |                | 2020 |                  |                      |
| 3.3    | 4.7             | 0.4     | 1.4             | ▲10.1   | 1.8             | 5.2    | 6.5             | x       | x               |                | 2021 |                  |                      |
| ▲4.0   | ▲3.9            | ▲5.3    | ▲3.7            | ▲4.9    | ▲4.9            | ▲8.3   | ▲6.0            | x       | x               | F Y            | 2019 |                  |                      |
| ▲25.5  | ▲24.8           | ▲20.4   | ▲16.6           | ▲26.7   | ▲20.1           | ▲23.1  | ▲22.4           | x       | x               |                | 2020 |                  |                      |
| 6.9    | 8.0             | 2.3     | 2.3             | ▲2.9    | 5.8             | 9.4    | 10.2            | x       | x               |                | 2021 |                  |                      |
| 27.9   | 30.8            | 27.6    | 27.6            | 14.7    | 37.6            | 47.4   | 50.4            | x       | x               | Q2             | 2021 |                  |                      |
| ▲5.1   | ▲3.2            | ▲10.2   | ▲10.2           | ▲25.6   | ▲9.5            | ▲4.5   | ▲2.8            | x       | x               | Q3             |      |                  |                      |
| 7.9    | 8.0             | 2.1     | 2.1             | 6.1     | 6.1             | 5.8    | 5.8             | x       | x               | Q4             |      |                  |                      |
| 5.3    | 5.4             | ▲2.0    | ▲2.0            | 0.2     | 0.2             | 4.1    | 4.1             | x       | x               | Q1             | 2022 |                  |                      |
| 44.7   | 44.9            | 15.8    | 15.8            | 18.7    | 18.7            | 17.5   | 17.5            | x       | x               | Q2             |      |                  |                      |
| 5.4    | 7.9             | 44.5    | 44.5            | 44.9    | 73.8            | 56.0   | 59.3            | x       | x               | May            | 2021 |                  |                      |
| ▲0.9   | 1.1             | ▲12.7   | ▲12.7           | ▲20.0   | ▲3.9            | ▲4.3   | ▲2.7            | x       | x               | Jun            |      |                  |                      |
| 3.8    | 6.0             | ▲3.7    | ▲3.7            | ▲16.9   | 1.9             | 3.2    | 5.5             | x       | x               | Jul            |      |                  |                      |
| ▲14.7  | ▲11.3           | ▲15.2   | ▲15.2           | ▲47.4   | ▲25.0           | ▲15.6  | ▲13.3           | x       | x               | Aug            |      |                  |                      |
| ▲6.4   | ▲6.3            | ▲13.4   | ▲13.4           | ▲9.3    | ▲9.3            | ▲3.2   | ▲3.2            | x       | x               | Sep            |      |                  |                      |
| 1.9    | 2.0             | ▲0.1    | ▲0.1            | 6.6     | 6.6             | 3.6    | 3.6             | x       | x               | Oct            |      |                  |                      |
| 9.2    | 9.4             | ▲0.5    | ▲0.5            | 8.9     | 8.9             | 6.4    | 6.4             | x       | x               | Nov            |      |                  |                      |
| 11.1   | 11.2            | 5.8     | 5.8             | 3.8     | 3.8             | 6.9    | 6.9             | x       | x               | Dec            |      |                  |                      |
| 13.0   | 13.2            | 1.5     | 1.5             | 7.6     | 7.6             | 14.9   | 14.9            | x       | x               | Jan            | 2022 |                  |                      |
| ▲0.7   | ▲0.6            | ▲7.1    | ▲7.1            | ▲9.4    | ▲9.4            | ▲2.5   | ▲2.5            | x       | x               | Feb            |      |                  |                      |
| 3.7    | 3.8             | ▲0.8    | ▲0.8            | 1.4     | 1.4             | 0.6    | 0.6             | x       | x               | Mar            |      |                  |                      |
| 32.3   | 32.4            | 3.6     | 3.6             | 24.6    | 24.6            | 8.4    | 8.4             | x       | x               | Apr            |      |                  |                      |
| 133.9  | 134.1           | 30.8    | 30.8            | 27.7    | 27.7            | 34.1   | 34.1            | x       | x               | May            |      |                  |                      |
| 13.3   | 13.5            | 15.5    | 15.5            | 7.5     | 7.5             | 12.8   | 12.8            | x       | x               | Jun            |      |                  |                      |
| 7.4    | 7.6             | 1.7     | 4.4             | ▲4.4    | ▲4.4            | 4.4    | 4.4             | x       | x               | Jul            |      |                  |                      |
| ▲1.6   | ▲2.2            | ▲0.0    | ▲1.1            | 0.3     | ▲2.4            | 0.2    | ▲0.6            | x       | x               | C Y            | 2019 | Supermarkets (%) |                      |
| ▲0.1   | 0.1             | 1.2     | 0.7             | 2.9     | 0.3             | 1.6    | ▲1.1            | x       | x               |                | 2020 |                  |                      |
| ▲1.4   | ▲1.1            | ▲0.7    | ▲1.4            | ▲1.0    | ▲1.3            | ▲0.6   | ▲1.8            | x       | x               |                | 2021 |                  |                      |
| ▲1.0   | ▲1.2            | 0.3     | ▲0.8            | 0.9     | ▲1.8            | 0.7    | ▲0.5            | x       | x               | F Y            | 2019 |                  |                      |
| ▲0.9   | ▲0.6            | 0.6     | 0.3             | 2.1     | 0.0             | 1.2    | ▲1.4            | x       | x               |                | 2020 |                  |                      |
| ▲0.8   | ▲0.6            | ▲0.2    | ▲1.2            | ▲0.6    | ▲1.0            | ▲0.0   | ▲1.0            | x       | x               |                | 2021 |                  |                      |
| ▲1.2   | ▲1.2            | ▲0.5    | ▲0.7            | ▲0.4    | ▲0.4            | 0.3    | ▲1.1            | x       | x               | Q2             | 2021 |                  |                      |
| ▲1.0   | ▲0.7            | ▲2.1    | ▲2.7            | ▲2.5    | ▲2.6            | ▲2.2   | ▲3.4            | x       | x               | Q3             |      |                  |                      |
| ▲0.9   | ▲0.6            | 0.4     | ▲1.1            | ▲0.6    | ▲1.2            | ▲0.0   | ▲0.7            | x       | x               | Q4             |      |                  |                      |
| ▲0.1   | ▲0.0            | 1.5     | ▲0.2            | 1.2     | 0.3             | 2.1    | 1.3             | x       | x               | Q1             | 2022 |                  |                      |
| ▲1.7   | ▲1.7            | 1.4     | ▲0.3            | ▲0.2    | ▲1.0            | 2.4    | 2.0             | x       | x               | Q2             |      |                  |                      |
| ▲1.2   | ▲1.3            | ▲0.4    | ▲0.7            | 0.1     | 0.1             | 0.5    | ▲1.0            | x       | x               | May            | 2021 |                  |                      |
| ▲1.8   | ▲1.5            | ▲3.5    | ▲3.7            | ▲3.7    | ▲3.7            | ▲5.2   | ▲6.7            | x       | x               | Jun            |      |                  |                      |
| 0.1    | 0.4             | 0.0     | ▲0.1            | ▲0.7    | ▲0.5            | ▲0.7   | ▲2.1            | x       | x               | Jul            |      |                  |                      |
| ▲2.7   | ▲2.2            | ▲3.5    | ▲4.1            | ▲3.0    | ▲2.7            | ▲4.1   | ▲5.2            | x       | x               | Aug            |      |                  |                      |
| ▲0.3   | ▲0.1            | ▲2.8    | ▲3.8            | ▲3.9    | ▲4.6            | ▲1.9   | ▲2.8            | x       | x               | Sep            |      |                  |                      |
| 0.4    | 0.5             | 1.1     | ▲0.5            | 0.1     | ▲0.7            | 0.7    | 0.0             | x       | x               | Oct            |      |                  |                      |
| ▲0.3   | ▲0.1            | 0.1     | ▲1.7            | ▲1.0    | ▲1.6            | ▲0.2   | ▲0.8            | x       | x               | Nov            |      |                  |                      |
| ▲2.3   | ▲1.9            | 0.2     | ▲1.1            | ▲0.9    | ▲1.3            | ▲0.5   | ▲1.2            | x       | x               | Dec            |      |                  |                      |
| ▲1.6   | ▲1.5            | 1.0     | ▲0.6            | 1.0     | 0.2             | 1.8    | 0.9             | x       | x               | Jan            | 2022 |                  |                      |
| 0.5    | 0.5             | 1.8     | 0.0             | 1.3     | 0.3             | 2.2    | 1.5             | x       | x               | Feb            |      |                  |                      |
| 1.0    | 1.0             | 1.8     | 0.1             | 1.3     | 0.4             | 2.4    | 1.5             | x       | x               | Mar            |      |                  |                      |
| ▲0.8   | ▲0.8            | 1.8     | 0.1             | 0.2     | ▲0.4            | 2.9    | 2.6             | x       | x               | Apr            |      |                  |                      |
| ▲2.0   | ▲1.8            | 2.5     | 0.8             | 0.2     | ▲0.7            | 2.3    | 1.8             | x       | x               | May            |      |                  |                      |
| ▲2.3   | ▲2.3            | ▲0.2    | ▲1.8            | ▲1.1    | ▲1.9            | 2.1    | 1.5             | x       | x               | Jun            |      |                  |                      |
| 0.0    | ▲0.1            | 2.0     | 0.1             | 1.3     | 0.4             | 4.5    | 3.6             | x       | x               | Jul            |      |                  |                      |

Note1 "Kyushu" figures include those of "Okinawa".

Note2 The percentage change from the same month/term of the previous year is calculated using the linked coefficient to adjust for discrepancies. Refer to the Appendix table.

第7表 (1) 百貨店・スーパー東京特別区・政令指定都市別、商品別販売額

Table7 (1) Departmentstores and supermarkets sales value by Special ward of Tokyo and ordinance-designated city and by goods

|               | 東京特別区<br>政令指定都市 | 事業所数<br>(店) | 合計      | 衣 料 品           |                   |                 |            |         | 飲食料品   | そ      |
|---------------|-----------------|-------------|---------|-----------------|-------------------|-----------------|------------|---------|--------|--------|
|               |                 |             |         | 紳士服<br>・<br>洋 品 | 婦人・<br>子供服<br>・洋品 | その他<br>の<br>衣料品 | 身の回<br>り 品 | Clothes |        |        |
|               |                 |             |         |                 |                   |                 |            |         |        |        |
| 合 計<br>(百万円)  | 札幌              | 129         | 43,345  | 7,312           | 995               | 4,389           | 301        | 1,628   | 28,362 | 7,671  |
|               | 仙台              | 65          | 19,851  | 2,885           | 411               | 1,044           | 102        | 1,328   | 13,023 | 3,943  |
|               | さいたま            | 69          | 24,350  | 3,407           | 530               | 1,447           | 279        | 1,151   | 16,194 | 4,748  |
|               | 千葉              | 43          | 18,102  | 2,881           | 339               | 968             | 160        | 1,414   | 10,499 | 4,723  |
|               | 東京特別区           | 268         | 212,157 | 57,755          | 9,304             | 23,097          | 2,424      | 22,930  | 96,102 | 58,300 |
|               | 横浜              | 147         | 72,539  | 12,624          | 1,341             | 4,777           | 632        | 5,874   | 43,875 | 16,040 |
|               | 川崎              | 54          | 16,569  | 975             | 230               | 461             | 76         | 208     | 12,961 | 2,632  |
|               | 相模原             | 38          | 9,215   | 455             | 102               | 228             | 29         | 96      | 7,398  | 1,362  |
|               | 新潟              | 52          | 15,463  | 2,282           | 327               | 1,487           | 160        | 309     | 11,094 | 2,087  |
|               | 静岡              | 24          | 7,576   | 1,386           | 213               | 929             | 52         | 192     | 4,511  | 1,679  |
|               | 浜松              | 34          | 10,013  | 1,638           | 244               | 706             | 116        | 571     | 6,546  | 1,829  |
|               | 名古屋             | 105         | 62,332  | 17,742          | 2,316             | 9,573           | 520        | 5,332   | 30,782 | 13,808 |
|               | 京都              | 43          | 29,777  | 9,789           | 1,194             | 5,481           | 341        | 2,773   | 13,957 | 6,031  |
|               | 大阪              | 117         | 94,693  | 31,567          | 3,454             | 13,222          | 1,192      | 13,699  | 39,592 | 23,534 |
|               | 堺               | 32          | 9,412   | 1,035           | 170               | 564             | 44         | 257     | 7,066  | 1,310  |
|               | 神戸              | 74          | 26,649  | 6,576           | 589               | 4,782           | 201        | 1,003   | 15,691 | 4,383  |
|               | 岡山              | 47          | 12,758  | 2,399           | 273               | 1,036           | 144        | 945     | 7,833  | 2,526  |
|               | 広島              | 42          | 20,322  | 4,112           | 515               | 2,036           | 131        | 1,431   | 11,273 | 4,937  |
|               | 福岡              | 44          | 28,583  | 9,085           | 1,011             | 2,856           | 288        | 4,930   | 10,756 | 8,742  |
| 北九州           | 44              | 12,084      | 2,451   | 322             | 1,011             | 154             | 964        | 7,030   | 2,603  |        |
| 熊本            | 21              | 7,691       | 1,833   | 265             | 899               | 122             | 547        | 3,741   | 2,117  |        |
| 百貨店<br>(百万円)  | 札幌              | 4           | 11,956  | 5,555           | 597               | 3,520           | 176        | 1,262   | 3,630  | 2,770  |
|               | 仙台              | 2           | x       | x               | x                 | x               | x          | x       | x      | x      |
|               | さいたま            | 3           | 6,736   | 2,635           | 345               | 1,057           | 211        | 1,022   | 1,921  | 2,180  |
|               | 千葉              | 1           | x       | x               | x                 | x               | x          | x       | x      | x      |
|               | 東京特別区           | 21          | 134,386 | 53,589          | 8,411             | 21,077          | 2,005      | 22,096  | 37,693 | 43,104 |
|               | 横浜              | 9           | 31,469  | 11,011          | 983               | 3,932           | 515        | 5,582   | 10,647 | 9,811  |
|               | 川崎              | 1           | x       | x               | x                 | x               | x          | x       | x      | x      |
|               | 相模原             | -           | -       | -               | -                 | -               | -          | -       | -      | -      |
|               | 新潟              | 1           | x       | x               | x                 | x               | x          | x       | x      | x      |
|               | 静岡              | 2           | x       | x               | x                 | x               | x          | x       | x      | x      |
|               | 浜松              | 1           | x       | x               | x                 | x               | x          | x       | x      | x      |
|               | 名古屋             | 6           | x       | x               | x                 | x               | x          | x       | x      | x      |
|               | 京都              | 4           | 18,605  | 9,197           | 1,063             | 5,185           | 299        | 2,651   | 5,306  | 4,101  |
|               | 大阪              | 9           | 68,421  | 30,390          | 3,178             | 12,655          | 1,091      | 13,465  | 19,003 | 19,029 |
|               | 堺               | 2           | x       | x               | x                 | x               | x          | x       | x      | x      |
|               | 神戸              | 4           | 12,484  | 5,950           | 479               | 4,504           | 172        | 794     | 4,135  | 2,399  |
|               | 岡山              | 2           | x       | x               | x                 | x               | x          | x       | x      | x      |
|               | 広島              | 3           | x       | x               | x                 | x               | x          | x       | x      | x      |
|               | 福岡              | 4           | x       | x               | x                 | x               | x          | x       | x      | x      |
| 北九州           | 1               | x           | x       | x               | x                 | x               | x          | x       | x      |        |
| 熊本            | 1               | x           | x       | x               | x                 | x               | x          | x       | x      |        |
| スーパー<br>(百万円) | 札幌              | 125         | 31,389  | 1,757           | 398               | 869             | 125        | 365     | 24,731 | 4,901  |
|               | 仙台              | 63          | x       | x               | x                 | x               | x          | x       | x      | x      |
|               | さいたま            | 66          | 17,614  | 772             | 185               | 390             | 68         | 130     | 14,274 | 2,568  |
|               | 千葉              | 42          | x       | x               | x                 | x               | x          | x       | x      | x      |
|               | 東京特別区           | 247         | 77,771  | 4,166           | 893               | 2,020           | 419        | 834     | 58,409 | 15,196 |
|               | 横浜              | 138         | 41,070  | 1,613           | 358               | 845             | 117        | 293     | 33,228 | 6,229  |
|               | 川崎              | 53          | x       | x               | x                 | x               | x          | x       | x      | x      |
|               | 相模原             | 38          | 9,215   | 455             | 102               | 228             | 29         | 96      | 7,398  | 1,362  |
|               | 新潟              | 51          | x       | x               | x                 | x               | x          | x       | x      | x      |
|               | 静岡              | 22          | x       | x               | x                 | x               | x          | x       | x      | x      |
|               | 浜松              | 33          | x       | x               | x                 | x               | x          | x       | x      | x      |
|               | 名古屋             | 99          | x       | x               | x                 | x               | x          | x       | x      | x      |
|               | 京都              | 39          | 11,172  | 591             | 131               | 296             | 42         | 123     | 8,651  | 1,929  |
|               | 大阪              | 108         | 26,272  | 1,178           | 276               | 567             | 100        | 234     | 20,590 | 4,505  |
|               | 堺               | 30          | x       | x               | x                 | x               | x          | x       | x      | x      |
|               | 神戸              | 70          | 14,165  | 626             | 110               | 278             | 29         | 210     | 11,555 | 1,984  |
|               | 岡山              | 45          | x       | x               | x                 | x               | x          | x       | x      | x      |
|               | 広島              | 39          | x       | x               | x                 | x               | x          | x       | x      | x      |
|               | 福岡              | 40          | x       | x               | x                 | x               | x          | x       | x      | x      |
| 北九州           | 43              | x           | x       | x               | x                 | x               | x          | x       | x      |        |
| 熊本            | 20              | x           | x       | x               | x                 | x               | x          | x       | x      |        |

| の 他       |                                     |                        |            |                            | 商 品 券               | 営業日数<br>(日)      | 従業者数<br>(人)               | 売場面積<br>(1000㎡)                   | Special ward of Tokyo and<br>ordinance-designated city |  |
|-----------|-------------------------------------|------------------------|------------|----------------------------|---------------------|------------------|---------------------------|-----------------------------------|--|--|
| 家 具       | 家庭用<br>電気機<br>械器具                   | 家庭用品                   | その他<br>の商品 | 食 堂<br>・<br>喫 茶            |                     |                  |                           |                                   |  |  |
| Furniture | Household<br>Electric<br>Appliances | Household<br>Equipment | Others     | Restaurants<br>and<br>Café | Gift<br>Certificate | Business<br>Days | Number<br>of<br>Employees | Sales<br>Floor<br>Area<br>(1000㎡) |  |  |
| 129       | 324                                 | 862                    | 6,015      | 341                        | 173                 | 30.7             | 14,618                    | 635                               | Sapporo  | Total (Departmentstores + Supermarkets)<br>(million yen) |
| 101       | 185                                 | 594                    | 2,943      | 120                        | 219                 | 30.5             | 7,166                     | 286                               | Sendai   |  |
| 67        | 206                                 | 316                    | 3,856      | 304                        | 194                 | 30.9             | 7,877                     | 320                               | Saitama  |  |
| 43        | 174                                 | 267                    | 3,929      | 310                        | 158                 | 31.0             | 5,138                     | 260                               | Chiba  |  |
| 1,667     | 1,721                               | 4,617                  | 48,131     | 2,164                      | 3,531               | 30.8             | 41,314                    | 1,714                             | Special ward of Tokyo                                  |  |
| 347       | 358                                 | 1,952                  | 12,110     | 1,274                      | 681                 | 30.8             | 18,564                    | 745                               | Yokohama   |  |
| 10        | 134                                 | 443                    | 2,026      | 19                         | 25                  | 30.7             | 6,376                     | 212                               | Kawasaki   |  |
| 7         | 73                                  | 219                    | 1,061      | 2                          | 19                  | 30.9             | 3,782                     | 136                               | Sagamihara   |  |
| 29        | 107                                 | 283                    | 1,606      | 64                         | 118                 | 30.6             | 6,955                     | 249                               | Niigata  |  |
| 30        | 64                                  | 205                    | 1,343      | 37                         | 139                 | 30.9             | 2,499                     | 132                               | Shizuoka   |  |
| 44        | 158                                 | 130                    | 1,469      | 28                         | 126                 | 30.4             | 3,697                     | 185                               | Hamamatsu  |  |
| 343       | 447                                 | 1,228                  | 11,131     | 660                        | 770                 | 30.8             | 14,091                    | 746                               | Nagoya   |  |
| 164       | 158                                 | 564                    | 4,241      | 903                        | 355                 | 30.4             | 7,495                     | 343                               | Kyoto  |  |
| 519       | 395                                 | 1,621                  | 19,692     | 1,307                      | 1,645               | 31.0             | 16,030                    | 827                               | Osaka  |  |
| 27        | 56                                  | 161                    | 1,059      | 8                          | 153                 | 31.0             | 3,154                     | 167                               | Sakai  |  |
| 124       | 74                                  | 559                    | 3,460      | 165                        | 340                 | 31.0             | 6,894                     | 354                               | Kobe   |  |
| 93        | 65                                  | 298                    | 1,955      | 116                        | 284                 | 31.0             | 5,377                     | 215                               | Okayama  |  |
| 143       | 136                                 | 381                    | 3,954      | 322                        | 515                 | 30.8             | 5,605                     | 349                               | Hiroshima  |  |
| 137       | 310                                 | 409                    | 7,701      | 184                        | 343                 | 31.0             | 4,942                     | 324                               | Fukuoka  |  |
| 49        | 208                                 | 248                    | 1,986      | 111                        | 211                 | 31.0             | 4,291                     | 242                               | Kitakyushu   |  |
| 87        | 101                                 | 181                    | 1,633      | 114                        | 235                 | 31.0             | 1,767                     | 138                               | Kumamoto   |  |
| 110       | -                                   | 311                    | 2,071      | 279                        | 85                  | 31.0             | 1,679                     | 130                               | Sapporo  | Departmentstores<br>(million yen)                        |
| x         | x                                   | x                      | x          | x                          | x                   | x                | 831                       | x                                 | Sendai   |  |
| 55        | 0                                   | 108                    | 1,715      | 302                        | 166                 | 31.0             | 978                       | 79                                | Saitama  |  |
| x         | x                                   | x                      | x          | x                          | x                   | x                | 453                       | x                                 | Chiba  |  |
| 1,578     | 826                                 | 2,993                  | 35,569     | 2,137                      | 3,396               | 31.0             | 15,139                    | 836                               | Special ward of Tokyo                                  |  |
| 319       | 27                                  | 701                    | 7,505      | 1,259                      | 627                 | 31.0             | 2,908                     | 254                               | Yokohama   |  |
| x         | x                                   | x                      | x          | x                          | x                   | x                | 124                       | x                                 | Kawasaki   |  |
| -         | -                                   | -                      | -          | -                          | -                   | -                | -                         | -                                 | Sagamihara   |  |
| x         | x                                   | x                      | x          | x                          | x                   | x                | 548                       | x                                 | Niigata  |  |
| x         | x                                   | x                      | x          | x                          | x                   | x                | 410                       | x                                 | Shizuoka   |  |
| x         | x                                   | x                      | x          | x                          | x                   | x                | 344                       | x                                 | Hamamatsu  |  |
| x         | x                                   | x                      | x          | x                          | x                   | x                | 3,010                     | x                                 | Nagoya   |  |
| 150       | 22                                  | 438                    | 2,780      | 712                        | 345                 | 31.0             | 2,344                     | 160                               | Kyoto  |  |
| 491       | 90                                  | 1,178                  | 15,964     | 1,307                      | 1,629               | 31.0             | 6,140                     | 484                               | Osaka  |  |
| x         | x                                   | x                      | x          | x                          | x                   | x                | 405                       | x                                 | Sakai  |  |
| 102       | 1                                   | 333                    | 1,797      | 165                        | 325                 | 31.0             | 985                       | 114                               | Kobe   |  |
| x         | x                                   | x                      | x          | x                          | x                   | x                | 816                       | x                                 | Okayama  |  |
| x         | x                                   | x                      | x          | x                          | x                   | x                | 1,098                     | x                                 | Hiroshima  |  |
| x         | x                                   | x                      | x          | x                          | x                   | x                | 1,569                     | x                                 | Fukuoka  |  |
| x         | x                                   | x                      | x          | x                          | x                   | x                | 754                       | x                                 | Kitakyushu   |  |
| x         | x                                   | x                      | x          | x                          | x                   | x                | 554                       | x                                 | Kumamoto   |  |
| 19        | 324                                 | 552                    | 3,945      | 62                         | 87                  | 30.7             | 12,939                    | 504                               | Sapporo  | Supermarkets<br>(million yen)                            |
| x         | x                                   | x                      | x          | x                          | x                   | x                | 6,335                     | x                                 | Sendai   |  |
| 12        | 206                                 | 208                    | 2,141      | 2                          | 29                  | 30.9             | 6,899                     | 241                               | Saitama  |  |
| x         | x                                   | x                      | x          | x                          | x                   | x                | 4,685                     | x                                 | Chiba  |  |
| 89        | 894                                 | 1,623                  | 12,562     | 28                         | 135                 | 30.8             | 26,175                    | 877                               | Special ward of Tokyo                                  |  |
| 28        | 331                                 | 1,251                  | 4,605      | 15                         | 55                  | 30.8             | 15,656                    | 491                               | Yokohama   |  |
| x         | x                                   | x                      | x          | x                          | x                   | x                | 6,252                     | x                                 | Kawasaki   |  |
| 7         | 73                                  | 219                    | 1,061      | 2                          | 19                  | 30.9             | 3,782                     | 136                               | Sagamihara   |  |
| x         | x                                   | x                      | x          | x                          | x                   | x                | 6,407                     | x                                 | Niigata  |  |
| x         | x                                   | x                      | x          | x                          | x                   | x                | 2,089                     | x                                 | Shizuoka   |  |
| x         | x                                   | x                      | x          | x                          | x                   | x                | 3,353                     | x                                 | Hamamatsu  |  |
| x         | x                                   | x                      | x          | x                          | x                   | x                | 11,081                    | x                                 | Nagoya   |  |
| 14        | 136                                 | 127                    | 1,461      | 192                        | 9                   | 30.4             | 5,151                     | 183                               | Kyoto  |  |
| 29        | 305                                 | 443                    | 3,728      | 0                          | 16                  | 31.0             | 9,890                     | 343                               | Osaka  |  |
| x         | x                                   | x                      | x          | x                          | x                   | x                | 2,749                     | x                                 | Sakai  |  |
| 22        | 73                                  | 225                    | 1,663      | -                          | 15                  | 31.0             | 5,909                     | 240                               | Kobe   |  |
| x         | x                                   | x                      | x          | x                          | x                   | x                | 4,561                     | x                                 | Okayama  |  |
| x         | x                                   | x                      | x          | x                          | x                   | x                | 4,507                     | x                                 | Hiroshima  |  |
| x         | x                                   | x                      | x          | x                          | x                   | x                | 3,373                     | x                                 | Fukuoka  |  |
| x         | x                                   | x                      | x          | x                          | x                   | x                | 3,537                     | x                                 | Kitakyushu   |  |
| x         | x                                   | x                      | x          | x                          | x                   | x                | 1,213                     | x                                 | Kumamoto   |  |

第7表 (2) 百貨店・スーパー東京特別区・政令指定都市別販売額前年(度、同期、同月)比増減率

Table 7 (2) Percentage change from the same month/term of the previous year of Department stores and supermarkets sales value by Special ward of Tokyo and ordinance-designated city

|                    | 年 月        | 札幌      |                 | 仙台     |                 | さいたま    |                 | 千葉    |                 | 東京特別区                    |                 |
|--------------------|------------|---------|-----------------|--------|-----------------|---------|-----------------|-------|-----------------|--------------------------|-----------------|
|                    |            | Sapporo | 既存店<br>Adjusted | Sendai | 既存店<br>Adjusted | Saitama | 既存店<br>Adjusted | Chiba | 既存店<br>Adjusted | Special ward<br>of Tokyo | 既存店<br>Adjusted |
| 合<br>計<br>(%)      | 2019年      | 0.3     | ▲1.3            | ▲0.4   | ▲2.3            | ▲0.6    | ▲1.5            | ▲1.0  | ▲1.0            | ▲1.0                     | ▲1.3            |
|                    | 2020       | ▲8.8    | ▲9.0            | ▲4.7   | ▲4.4            | ▲2.2    | ▲5.1            | ▲5.4  | ▲5.1            | ▲17.7                    | ▲18.2           |
|                    | 2021       | 1.1     | 0.9             | ▲0.6   | ▲0.1            | 4.4     | 2.8             | 3.4   | 2.9             | 3.4                      | 3.2             |
|                    | 2019年度     | ▲1.2    | ▲3.4            | ▲1.6   | ▲2.6            | ▲1.0    | ▲2.1            | ▲1.6  | ▲1.4            | ▲3.3                     | ▲3.3            |
|                    | 2020       | ▲8.2    | ▲7.8            | ▲5.2   | ▲4.8            | ▲1.6    | ▲5.0            | ▲5.4  | ▲5.0            | ▲17.6                    | ▲18.2           |
|                    | 2021       | 2.3     | 1.7             | 0.4    | 0.9             | 5.1     | 4.0             | 5.2   | 4.2             | 7.6                      | 7.4             |
|                    | 2021年 4～6月 | 6.1     | 6.2             | 6.6    | 7.3             | 15.2    | 12.8            | 17.1  | 16.5            | 20.3                     | 20.3            |
|                    | 7～9        | ▲2.0    | ▲2.4            | ▲3.3   | ▲2.9            | 0.0     | ▲0.7            | ▲1.5  | ▲2.2            | 0.2                      | 0.1             |
|                    | 10～12      | 4.1     | 3.1             | ▲0.2   | 0.1             | 2.8     | 2.2             | 2.6   | 1.4             | 5.4                      | 5.3             |
|                    | 2022年 1～3月 | 1.3     | 0.1             | ▲0.9   | ▲0.5            | 3.4     | 2.8             | 4.9   | 3.3             | 7.2                      | 7.2             |
|                    | 4～6        | 7.8     | 6.7             | 1.0    | 1.4             | 0.7     | 0.3             | 3.8   | 2.4             | 17.8                     | 17.3            |
|                    | 2021年 5月   | 10.4    | 10.5            | 8.3    | 9.3             | 23.4    | 21.3            | 25.8  | 25.0            | 21.8                     | 21.7            |
|                    | 6          | ▲4.1    | ▲4.4            | ▲2.7   | ▲2.1            | ▲0.1    | ▲1.6            | 0.2   | ▲0.4            | 1.8                      | 1.7             |
|                    | 7          | 0.2     | ▲0.1            | 0.1    | 0.5             | 2.9     | 2.2             | 0.9   | 0.2             | 4.9                      | 4.8             |
|                    | 8          | ▲4.1    | ▲4.6            | ▲6.1   | ▲5.8            | ▲4.2    | ▲4.9            | ▲5.9  | ▲6.6            | ▲6.4                     | ▲6.5            |
|                    | 9          | ▲1.9    | ▲2.7            | ▲4.0   | ▲3.6            | 1.5     | 0.8             | 0.6   | ▲0.1            | 1.6                      | 1.4             |
|                    | 10         | 2.9     | 2.1             | ▲0.2   | 0.1             | 3.4     | 2.7             | 1.7   | 0.9             | 3.2                      | 3.0             |
|                    | 11         | 6.4     | 5.3             | ▲0.5   | ▲0.1            | 3.1     | 2.5             | 3.4   | 1.9             | 6.2                      | 6.0             |
|                    | 12         | 3.3     | 2.3             | 0.0    | 0.3             | 2.2     | 1.6             | 2.6   | 1.4             | 6.4                      | 6.3             |
|                    | 2022年 1月   | 1.6     | 0.4             | 1.1    | 1.5             | 5.6     | 4.9             | 6.4   | 4.8             | 11.7                     | 11.6            |
| 2                  | ▲1.6       | ▲2.9    | ▲4.1            | ▲3.7   | 1.4             | 0.8     | 4.4             | 2.8   | 2.9             | 2.9                      |                 |
| 3                  | 3.7        | 2.6     | 0.1             | 0.4    | 3.1             | 2.5     | 3.8             | 2.4   | 7.0             | 6.9                      |                 |
| 4                  | 5.9        | 4.7     | 1.0             | 1.6    | 1.3             | 1.3     | 4.4             | 3.8   | 14.7            | 14.3                     |                 |
| 5                  | 13.2       | 12.1    | 1.6             | 1.9    | 0.6             | ▲0.1    | 5.3             | 3.4   | 34.8            | 34.2                     |                 |
| 6                  | 4.6        | 3.6     | 0.5             | 0.6    | 0.3             | ▲0.4    | 1.8             | 0.1   | 7.8             | 7.3                      |                 |
| 7                  | 6.2        | 5.2     | 2.1             | 2.3    | 3.9             | 3.3     | 7.3             | 5.8   | 10.6            | 9.9                      |                 |
| 百<br>貨<br>店<br>(%) | 2019年      | 0.2     | 0.2             | x      | x               | ▲2.6    | ▲2.6            | x     | x               | ▲1.3                     | ▲1.3            |
|                    | 2020       | ▲32.6   | ▲32.6           | x      | x               | ▲24.5   | ▲23.3           | x     | x               | ▲28.5                    | ▲28.5           |
|                    | 2021       | 5.7     | 5.7             | x      | x               | 10.0    | 10.3            | x     | x               | 7.4                      | 7.4             |
|                    | 2019年度     | ▲5.7    | ▲5.7            | x      | x               | ▲6.0    | ▲5.9            | x     | x               | ▲4.9                     | ▲4.9            |
|                    | 2020       | ▲30.9   | ▲30.9           | x      | x               | ▲24.2   | ▲22.9           | x     | x               | ▲28.1                    | ▲28.1           |
|                    | 2021       | 9.2     | 9.2             | x      | x               | 16.0    | 16.0            | x     | x               | 14.6                     | 14.6            |
|                    | 2021年 4～6月 | 49.1    | 49.1            | x      | x               | 86.1    | 86.1            | x     | x               | 50.2                     | 50.2            |
|                    | 7～9        | ▲10.4   | ▲10.4           | x      | x               | ▲5.2    | ▲5.2            | x     | x               | 0.9                      | 0.9             |
|                    | 10～12      | 16.5    | 16.5            | x      | x               | 6.7     | 6.7             | x     | x               | 9.5                      | 9.5             |
|                    | 2022年 1～3月 | ▲0.8    | ▲0.8            | x      | x               | 8.6     | 8.6             | x     | x               | 12.9                     | 12.9            |
|                    | 4～6        | 35.7    | 35.7            | x      | x               | 4.5     | 4.5             | x     | x               | 34.5                     | 34.5            |
|                    | 2021年 5月   | 201.7   | 201.7           | x      | x               | 297.1   | 297.1           | x     | x               | 74.3                     | 74.3            |
|                    | 6          | ▲14.3   | ▲14.3           | x      | x               | ▲4.4    | ▲4.4            | x     | x               | 3.8                      | 3.8             |
|                    | 7          | ▲5.4    | ▲5.4            | x      | x               | 2.3     | 2.3             | x     | x               | 8.3                      | 8.3             |
|                    | 8          | ▲16.1   | ▲16.1           | x      | x               | ▲17.1   | ▲17.1           | x     | x               | ▲8.7                     | ▲8.7            |
|                    | 9          | ▲10.3   | ▲10.3           | x      | x               | ▲1.8    | ▲1.8            | x     | x               | 1.4                      | 1.4             |
|                    | 10         | 4.7     | 4.7             | x      | x               | 4.6     | 4.6             | x     | x               | 5.5                      | 5.5             |
|                    | 11         | 31.8    | 31.8            | x      | x               | 7.7     | 7.7             | x     | x               | 10.5                     | 10.5            |
|                    | 12         | 15.5    | 15.5            | x      | x               | 7.2     | 7.2             | x     | x               | 11.4                     | 11.4            |
|                    | 2022年 1月   | 7.3     | 7.3             | x      | x               | 20.2    | 20.2            | x     | x               | 23.4                     | 23.4            |
| 2                  | ▲13.8      | ▲13.8   | x               | x      | ▲0.2            | ▲0.2    | x               | x     | 4.8             | 4.8                      |                 |
| 3                  | 2.9        | 2.9     | x               | x      | 5.9             | 5.9     | x               | x     | 11.2            | 11.2                     |                 |
| 4                  | 16.6       | 16.6    | x               | x      | 3.3             | 3.3     | x               | x     | 27.2            | 27.2                     |                 |
| 5                  | 73.2       | 73.2    | x               | x      | 9.0             | 9.0     | x               | x     | 80.7            | 80.7                     |                 |
| 6                  | 28.0       | 28.0    | x               | x      | 1.8             | 1.8     | x               | x     | 14.0            | 14.0                     |                 |
| 7                  | 20.4       | 20.4    | x               | x      | 8.7             | 8.7     | x               | x     | 17.7            | 17.7                     |                 |
| ス<br>パ<br>ー<br>(%) | 2019年      | 0.4     | ▲2.1            | x      | x               | 0.6     | ▲0.7            | x     | x               | ▲0.5                     | ▲1.4            |
|                    | 2020       | 2.4     | 2.3             | x      | x               | 8.9     | 6.0             | x     | x               | 2.5                      | 2.9             |
|                    | 2021       | ▲0.3    | ▲0.6            | x      | x               | 2.5     | 0.2             | x     | x               | ▲1.8                     | ▲2.3            |
|                    | 2019年度     | 0.9     | ▲2.3            | x      | x               | 1.9     | 0.4             | x     | x               | ▲0.3                     | ▲0.1            |
|                    | 2020       | 1.7     | 2.6             | x      | x               | 8.9     | 5.1             | x     | x               | 1.3                      | 1.0             |
|                    | 2021       | 0.3     | ▲0.6            | x      | x               | 1.5     | 0.1             | x     | x               | ▲1.4                     | ▲1.7            |
|                    | 2021年 4～6月 | ▲1.3    | ▲1.2            | x      | x               | 1.4     | ▲1.5            | x     | x               | ▲3.0                     | ▲3.3            |
|                    | 7～9        | 0.8     | 0.2             | x      | x               | 1.8     | 0.9             | x     | x               | ▲0.6                     | ▲0.9            |
|                    | 10～12      | ▲0.3    | ▲1.6            | x      | x               | 1.2     | 0.3             | x     | x               | ▲1.3                     | ▲1.7            |
|                    | 2022年 1～3月 | 2.0     | 0.5             | x      | x               | 1.7     | 0.8             | x     | x               | ▲0.6                     | ▲0.8            |
|                    | 4～6        | 0.5     | ▲0.9            | x      | x               | ▲0.6    | ▲1.3            | x     | x               | ▲2.4                     | ▲3.5            |
|                    | 2021年 5月   | ▲2.4    | ▲2.4            | x      | x               | 0.7     | ▲1.5            | x     | x               | ▲3.0                     | ▲3.3            |
|                    | 6          | ▲0.7    | ▲1.1            | x      | x               | 1.8     | ▲0.4            | x     | x               | ▲1.3                     | ▲1.4            |
|                    | 7          | 2.1     | 1.7             | x      | x               | 3.1     | 2.1             | x     | x               | 0.2                      | 0.1             |
|                    | 8          | ▲0.6    | ▲1.1            | x      | x               | ▲0.2    | ▲1.1            | x     | x               | ▲3.8                     | ▲4.0            |
|                    | 9          | 1.0     | ▲0.0            | x      | x               | 2.6     | 1.7             | x     | x               | 1.9                      | 1.4             |
|                    | 10         | 2.2     | 1.1             | x      | x               | 3.0     | 2.0             | x     | x               | ▲0.2                     | ▲0.7            |
|                    | 11         | ▲1.3    | ▲2.7            | x      | x               | 1.0     | 0.2             | x     | x               | ▲1.3                     | ▲1.8            |
|                    | 12         | ▲1.4    | ▲2.7            | x      | x               | ▲0.0    | ▲0.9            | x     | x               | ▲2.3                     | ▲2.5            |
|                    | 2022年 1月   | ▲0.2    | ▲1.7            | x      | x               | 1.0     | 0.0             | x     | x               | ▲2.5                     | ▲2.7            |
| 2                  | 2.3        | 0.6     | x               | x      | 2.0             | 1.1     | x               | x     | 0.4             | 0.2                      |                 |
| 3                  | 4.0        | 2.5     | x               | x      | 2.1             | 1.1     | x               | x     | 0.3             | 0.1                      |                 |
| 4                  | 2.7        | 1.1     | x               | x      | 2.6             | 0.6     | x               | x     | ▲1.0            | ▲1.9                     |                 |
| 5                  | 0.8        | ▲0.6    | x               | x      | ▲2.1            | ▲3.1    | x               | x     | ▲4.2            | ▲5.4                     |                 |
| 6                  | ▲1.9       | ▲3.2    | x               | x      | ▲0.3            | ▲1.2    | x               | x     | ▲1.9            | ▲3.2                     |                 |
| 7                  | 1.6        | 0.3     | x               | x      | 2.2             | 1.3     | x               | x     | 0.1             | ▲1.5                     |                 |

注:前年(度、同期、同月)比増減率は、ギャップを調整するリンク係数(付表参照)で処理した数値で計算している。

Note The percentage change from the same month/term of the previous year is calculated using the linked coefficient to adjust for discrepancies. See Appendix.

| 横浜       |                 | 川崎       |                 | 相模原        |                 | 新潟      |                 | 静岡       |                 | Year and Month |      |
|----------|-----------------|----------|-----------------|------------|-----------------|---------|-----------------|----------|-----------------|----------------|------|
| Yokohama | 既存店<br>Adjusted | Kawasaki | 既存店<br>Adjusted | Sagamihara | 既存店<br>Adjusted | Niigata | 既存店<br>Adjusted | Shizuoka | 既存店<br>Adjusted |                |      |
| ▲1.5     | ▲2.0            | ▲5.1     | ▲6.1            | ▲5.6       | 0.6             | ▲0.6    | ▲0.6            | ▲3.6     | ▲3.6            | C Y            | 2019 |
| ▲6.6     | ▲7.3            | 6.7      | 4.0             | ▲14.8      | 3.3             | 2.4     | 2.6             | ▲7.1     | ▲8.4            |                | 2020 |
| 3.5      | 3.2             | 0.4      | 0.1             | 0.8        | 0.0             | 2.3     | 3.3             | 1.2      | 1.0             |                | 2021 |
| ▲2.2     | ▲2.4            | ▲2.5     | ▲4.3            | ▲9.6       | 1.7             | ▲0.0    | ▲0.5            | ▲4.4     | ▲4.5            | F Y            | 2019 |
| ▲6.0     | ▲6.8            | 6.1      | 4.1             | ▲9.6       | 3.2             | 1.5     | 3.9             | ▲6.3     | ▲7.7            |                | 2020 |
| 4.2      | 4.0             | 0.5      | ▲0.7            | 0.4        | ▲0.3            | 2.6     | 2.3             | 2.5      | 2.5             |                | 2021 |
| 15.6     | 15.9            | ▲3.0     | ▲2.0            | ▲2.3       | ▲2.3            | 9.7     | 7.5             | 11.5     | 11.5            | Q2             | 2021 |
| ▲1.9     | ▲1.9            | ▲0.1     | 0.6             | ▲0.5       | ▲0.5            | ▲1.0    | ▲1.0            | ▲7.0     | ▲7.0            | Q3             |      |
| 2.8      | 2.2             | 3.0      | 0.8             | 3.1        | 2.3             | 1.6     | 1.6             | 3.8      | 3.8             | Q4             |      |
| 1.8      | 1.5             | 2.1      | ▲2.1            | 1.2        | ▲0.8            | 0.9     | 1.5             | 2.6      | 2.6             | Q1             | 2022 |
| 2.0      | 1.9             | ▲0.9     | ▲3.1            | 0.1        | ▲1.9            | ▲0.5    | 0.6             | 2.4      | 2.4             | Q2             |      |
| 24.3     | 24.5            | ▲2.9     | ▲2.3            | ▲3.9       | ▲3.9            | 14.4    | 12.0            | 15.8     | 15.8            | May            | 2021 |
| ▲1.9     | ▲1.3            | ▲1.7     | ▲1.0            | ▲1.3       | ▲1.3            | 0.3     | ▲0.9            | ▲1.3     | ▲1.3            | Jun            |      |
| 0.1      | 1.1             | 0.4      | 0.3             | 0.3        | 0.3             | 2.4     | 2.4             | ▲2.4     | ▲2.4            | Jul            |      |
| ▲6.5     | ▲6.3            | ▲2.8     | ▲2.3            | ▲2.8       | ▲2.8            | ▲3.9    | ▲3.9            | ▲13.4    | ▲13.4           | Aug            |      |
| 0.6      | ▲0.4            | 2.3      | 3.1             | 1.4        | 1.4             | ▲1.2    | ▲1.2            | ▲5.1     | ▲5.1            | Sep            |      |
| 1.5      | 0.5             | 1.3      | 0.5             | 1.5        | 1.5             | 2.9     | 2.9             | 3.9      | 3.9             | Oct            |      |
| 5.4      | 4.9             | 8.0      | 5.0             | 7.6        | 7.6             | 0.4     | 0.4             | 4.7      | 4.7             | Nov            |      |
| 1.9      | 1.5             | 0.5      | ▲2.2            | 1.0        | ▲1.0            | 1.5     | 1.5             | 3.1      | 3.1             | Dec            |      |
| 5.3      | 4.8             | 0.3      | ▲3.4            | 0.1        | ▲1.8            | 3.3     | 3.3             | 5.0      | 5.0             | Jan            | 2022 |
| 0.6      | 0.0             | 3.5      | ▲1.3            | 2.1        | 0.1             | ▲1.5    | ▲0.5            | 3.3      | 3.3             | Feb            |      |
| ▲0.5     | ▲0.2            | 2.7      | ▲1.5            | 1.3        | ▲0.6            | 0.7     | 1.6             | ▲0.5     | ▲0.5            | Mar            |      |
| 2.7      | 2.6             | 1.5      | ▲0.9            | 1.0        | ▲0.9            | 0.2     | 1.3             | 3.2      | 3.2             | Apr            |      |
| 1.9      | 1.8             | ▲3.1     | ▲5.3            | ▲1.4       | ▲3.6            | 0.2     | 1.2             | 4.3      | 4.3             | May            |      |
| 1.4      | 1.3             | ▲0.9     | ▲3.0            | 0.7        | ▲1.3            | ▲1.8    | ▲0.8            | ▲0.3     | ▲0.3            | Jun            |      |
| 4.0      | 3.6             | 1.0      | ▲1.1            | 0.9        | ▲1.2            | 2.8     | 3.8             | 2.4      | 2.4             | Jul            |      |
| ▲1.4     | ▲1.2            | x        | x               | x          | x               | x       | x               | x        | x               | C Y            | 2019 |
| ▲21.4    | ▲20.8           | x        | x               | x          | -               | x       | x               | x        | x               |                | 2020 |
| 8.6      | 10.3            | x        | x               | -          | -               | x       | x               | x        | x               |                | 2021 |
| ▲3.9     | ▲3.8            | x        | x               | x          | x               | x       | x               | x        | x               | F Y            | 2019 |
| ▲20.5    | ▲19.5           | x        | x               | -          | -               | x       | x               | x        | x               |                | 2020 |
| 12.5     | 13.6            | x        | x               | -          | -               | x       | x               | x        | x               |                | 2021 |
| 62.8     | 67.4            | x        | x               | -          | -               | x       | x               | x        | x               | Q2             | 2021 |
| ▲5.7     | ▲3.6            | x        | x               | -          | -               | x       | x               | x        | x               | Q3             |      |
| 6.0      | 6.0             | x        | x               | -          | -               | x       | x               | x        | x               | Q4             |      |
| 6.8      | 6.8             | x        | x               | -          | -               | x       | x               | x        | x               | Q1             | 2022 |
| 9.5      | 9.5             | x        | x               | -          | -               | x       | x               | x        | x               | Q2             |      |
| 130.9    | 138.3           | x        | x               | -          | -               | x       | x               | x        | x               | May            | 2021 |
| ▲2.9     | ▲0.6            | x        | x               | -          | -               | x       | x               | x        | x               | Jun            |      |
| ▲0.2     | 3.2             | x        | x               | -          | -               | x       | x               | x        | x               | Jul            |      |
| ▲14.7    | ▲12.3           | x        | x               | -          | -               | x       | x               | x        | x               | Aug            |      |
| ▲2.9     | ▲2.9            | x        | x               | -          | -               | x       | x               | x        | x               | Sep            |      |
| 3.1      | 3.1             | x        | x               | -          | -               | x       | x               | x        | x               | Oct            |      |
| 7.0      | 7.0             | x        | x               | -          | -               | x       | x               | x        | x               | Nov            |      |
| 7.2      | 7.2             | x        | x               | -          | -               | x       | x               | x        | x               | Dec            |      |
| 20.5     | 20.5            | x        | x               | -          | -               | x       | x               | x        | x               | Jan            | 2022 |
| 0.4      | 0.4             | x        | x               | -          | -               | x       | x               | x        | x               | Feb            |      |
| 1.1      | 1.1             | x        | x               | -          | -               | x       | x               | x        | x               | Mar            |      |
| 8.5      | 8.5             | x        | x               | -          | -               | x       | x               | x        | x               | Apr            |      |
| 12.0     | 12.0            | x        | x               | -          | -               | x       | x               | x        | x               | May            |      |
| 8.3      | 8.3             | x        | x               | -          | -               | x       | x               | x        | x               | Jun            |      |
| 11.5     | 11.5            | x        | x               | -          | -               | x       | x               | x        | x               | Jul            |      |
| ▲1.6     | ▲2.8            | x        | x               | x          | x               | x       | x               | x        | x               | C Y            | 2019 |
| 5.7      | 5.7             | x        | x               | x          | x               | x       | x               | x        | x               |                | 2020 |
| 0.2      | ▲1.2            | x        | x               | 0.8        | 0.0             | x       | x               | x        | x               |                | 2021 |
| ▲0.8     | ▲1.1            | x        | x               | x          | x               | x       | x               | x        | x               | F Y            | 2019 |
| 5.6      | 4.9             | x        | x               | x          | x               | x       | x               | x        | x               |                | 2020 |
| ▲0.8     | ▲1.7            | x        | x               | 0.4        | ▲0.3            | x       | x               | x        | x               |                | 2021 |
| ▲2.6     | ▲3.7            | x        | x               | ▲2.3       | ▲2.3            | x       | x               | x        | x               | Q2             |      |
| 0.4      | ▲0.7            | x        | x               | ▲0.5       | ▲0.5            | x       | x               | x        | x               | Q3             |      |
| 0.4      | ▲0.7            | x        | x               | 3.1        | 2.3             | x       | x               | x        | x               | Q4             |      |
| ▲1.3     | ▲1.8            | x        | x               | 1.2        | ▲0.8            | x       | x               | x        | x               | Q1             | 2022 |
| ▲2.9     | ▲3.1            | x        | x               | 0.1        | ▲1.9            | x       | x               | x        | x               | Q2             |      |
| ▲3.1     | ▲4.1            | x        | x               | ▲3.9       | ▲3.9            | x       | x               | x        | x               | May            | 2021 |
| ▲1.2     | ▲1.9            | x        | x               | ▲1.3       | ▲1.3            | x       | x               | x        | x               | Jun            |      |
| 0.4      | ▲0.3            | x        | x               | 0.3        | 0.3             | x       | x               | x        | x               | Jul            |      |
| ▲1.8     | ▲2.9            | x        | x               | ▲2.8       | ▲2.8            | x       | x               | x        | x               | Aug            |      |
| 2.7      | 1.1             | x        | x               | 1.4        | 1.4             | x       | x               | x        | x               | Sep            |      |
| 0.4      | ▲1.3            | x        | x               | 1.5        | 1.5             | x       | x               | x        | x               | Oct            |      |
| 4.1      | 3.2             | x        | x               | 7.6        | 7.6             | x       | x               | x        | x               | Nov            |      |
| ▲2.6     | ▲3.3            | x        | x               | 1.0        | ▲1.0            | x       | x               | x        | x               | Dec            |      |
| ▲3.0     | ▲3.9            | x        | x               | 0.1        | ▲1.8            | x       | x               | x        | x               | Jan            | 2022 |
| 0.7      | ▲0.2            | x        | x               | 2.1        | 0.1             | x       | x               | x        | x               | Feb            |      |
| ▲1.6     | ▲1.2            | x        | x               | 1.3        | ▲0.6            | x       | x               | x        | x               | Mar            |      |
| ▲1.0     | ▲1.2            | x        | x               | 1.0        | ▲0.9            | x       | x               | x        | x               | Apr            |      |
| ▲4.2     | ▲4.4            | x        | x               | ▲1.4       | ▲3.6            | x       | x               | x        | x               | May            |      |
| ▲3.4     | ▲3.6            | x        | x               | 0.7        | ▲1.3            | x       | x               | x        | x               | Jun            |      |
| ▲1.1     | ▲1.8            | x        | x               | 0.9        | ▲1.2            | x       | x               | x        | x               | Jul            |      |

Total (%)

Departmentstores (%)

Supermarkets (%)

第7表 (2) 百貨店・スーパー東京特別区・政令指定都市別販売額前年(度、同期、同月)比増減率

Table 7 (2) Percentage change from the same month/term of the previous year of Department stores and supermarkets sales value by Special ward of Tokyo and ordinance-designated city

(つづき)

|           | 年 月         | 浜 松       |                 | 名古屋    |                 | 京 都   |                 | 大 阪   |                 | 堺     |                 |
|-----------|-------------|-----------|-----------------|--------|-----------------|-------|-----------------|-------|-----------------|-------|-----------------|
|           |             | Hamamatsu | 既存店<br>Adjusted | Nagoya | 既存店<br>Adjusted | Kyoto | 既存店<br>Adjusted | Osaka | 既存店<br>Adjusted | Sakai | 既存店<br>Adjusted |
| 合 計       | 2019 年      | ▲2.2      | ▲2.4            | ▲1.4   | ▲0.7            | 0.3   | 1.0             | 1.1   | 1.0             | ▲6.0  | ▲4.0            |
|           | 2020        | ▲3.9      | ▲4.8            | ▲12.0  | ▲12.5           | ▲18.4 | ▲18.8           | ▲24.7 | ▲24.7           | ▲3.6  | ▲3.3            |
|           | 2021        | 0.8       | 1.0             | 4.1    | 4.7             | 3.1   | 3.4             | 2.5   | 2.7             | ▲4.7  | ▲2.9            |
|           | 2019 年度     | ▲2.7      | ▲3.1            | ▲2.7   | ▲2.6            | ▲2.9  | ▲1.9            | ▲3.3  | ▲3.2            | ▲6.0  | ▲3.7            |
|           | 2020        | ▲3.2      | ▲3.9            | ▲11.2  | ▲11.4           | ▲17.4 | ▲18.0           | ▲23.0 | ▲23.0           | ▲3.8  | ▲3.9            |
|           | 2021        | 0.7       | 0.9             | 6.2    | 6.7             | 6.2   | 6.4             | 6.1   | 6.3             | ▲3.9  | ▲2.4            |
|           | 2021 年 4～6月 | 8.0       | 8.3             | 17.7   | 18.4            | 22.3  | 22.8            | 13.4  | 13.6            | ▲3.7  | ▲0.5            |
|           | 7～9         | ▲3.3      | ▲3.0            | 0.2    | 0.9             | ▲1.6  | ▲1.5            | ▲1.4  | ▲1.3            | ▲5.4  | ▲4.2            |
|           | 10～12       | ▲0.2      | 0.0             | 4.9    | 5.2             | 4.1   | 4.6             | 8.1   | 8.4             | ▲4.3  | ▲2.3            |
|           | 2022 年 1～3月 | ▲1.0      | ▲1.0            | 4.5    | 4.3             | 4.5   | 4.4             | 6.0   | 6.1             | ▲1.9  | ▲2.3            |
|           | 4～6         | 0.8       | 0.8             | 10.7   | 9.5             | 19.8  | 19.8            | 36.9  | 37.2            | 2.4   | 1.4             |
|           | 2021 年 5月   | 9.6       | 9.9             | 22.3   | 23.5            | 23.6  | 24.2            | ▲10.3 | ▲10.0           | ▲8.6  | ▲5.6            |
|           | 6           | ▲1.1      | ▲0.9            | ▲4.7   | ▲4.1            | 2.0   | 2.2             | 3.1   | 3.2             | ▲6.3  | ▲3.6            |
| 7         | 1.3         | 1.5       | 4.4             | 5.5    | 5.0             | 5.2   | 5.9             | 6.0   | ▲3.2            | ▲1.7  |                 |
| 8         | ▲6.0        | ▲5.7      | ▲0.4            | 0.3    | ▲5.9            | ▲5.8  | ▲8.1            | ▲8.0  | ▲8.1            | ▲7.1  |                 |
| 9         | ▲5.2        | ▲5.0      | ▲3.9            | ▲3.4   | ▲4.3            | ▲4.3  | ▲3.4            | ▲3.2  | ▲4.9            | ▲3.8  |                 |
| 10        | ▲1.8        | ▲1.5      | 3.0             | 3.8    | 0.5             | 0.8   | 3.2             | 3.5   | ▲4.0            | ▲2.8  |                 |
| 11        | 0.9         | 1.1       | 5.0             | 5.4    | 6.0             | 6.3   | 8.1             | 8.4   | ▲3.4            | ▲1.4  |                 |
| 12        | 0.2         | 0.4       | 6.3             | 6.2    | 5.3             | 6.0   | 11.7            | 11.9  | ▲5.2            | ▲2.7  |                 |
| 2022 年 1月 | ▲1.0        | ▲1.0      | 9.1             | 9.5    | 10.3            | 9.8   | 9.6             | 9.8   | ▲4.2            | ▲3.3  |                 |
| 2         | ▲3.0        | ▲3.0      | 1.5             | 1.6    | 1.6             | 1.6   | 2.0             | 2.1   | ▲1.6            | ▲2.7  |                 |
| 3         | 0.9         | 0.9       | 2.8             | 2.0    | 2.0             | 2.0   | 6.2             | 6.3   | 0.1             | ▲1.0  |                 |
| 4         | 1.4         | 1.4       | 7.0             | 5.7    | 13.2            | 13.2  | 27.8            | 28.1  | 2.8             | 1.7   |                 |
| 5         | 1.4         | 1.4       | 17.3            | 16.1   | 42.8            | 42.8  | 98.1            | 98.7  | 9.0             | 8.0   |                 |
| 6         | ▲0.3        | ▲0.3      | 8.4             | 7.3    | 8.4             | 8.4   | 11.1            | 11.3  | ▲3.5            | ▲4.4  |                 |
| 7         | 0.1         | 0.1       | 6.2             | 4.6    | 5.7             | 5.7   | 8.3             | 8.5   | ▲2.9            | ▲1.9  |                 |
| 百 貨 店     | 2019 年      | x         | x               | ▲2.7   | ▲0.3            | 1.8   | 1.8             | 1.5   | 1.5             | x     | x               |
|           | 2020        | x         | x               | x      | x               | ▲27.5 | ▲27.5           | ▲32.8 | ▲32.8           | x     | x               |
|           | 2021        | x         | x               | x      | x               | 6.3   | 6.3             | 5.1   | 5.1             | x     | x               |
|           | 2019 年度     | x         | x               | ▲6.2   | ▲4.8            | ▲3.0  | ▲3.0            | ▲4.5  | ▲4.5            | x     | x               |
|           | 2020        | x         | x               | x      | x               | ▲26.0 | ▲26.0           | ▲30.4 | ▲30.4           | x     | x               |
|           | 2021        | x         | x               | x      | x               | 10.8  | 10.8            | 10.0  | 10.0            | x     | x               |
|           | 2021 年 4～6月 | x         | x               | x      | x               | 48.9  | 48.9            | 28.5  | 28.5            | x     | x               |
|           | 7～9         | x         | x               | x      | x               | ▲3.1  | ▲3.1            | ▲2.1  | ▲2.1            | x     | x               |
|           | 10～12       | x         | x               | x      | x               | 7.7   | 7.7             | 12.0  | 12.0            | x     | x               |
|           | 2022 年 1～3月 | x         | x               | x      | x               | 7.0   | 7.0             | 9.1   | 9.1             | x     | x               |
|           | 4～6         | x         | x               | x      | x               | 36.6  | 36.6            | 66.3  | 66.3            | x     | x               |
|           | 2021 年 5月   | x         | x               | x      | x               | 69.9  | 69.9            | ▲23.1 | ▲23.1           | x     | x               |
|           | 6           | x         | x               | x      | x               | 2.7   | 2.7             | 4.2   | 4.2             | x     | x               |
| 7         | x           | x         | x               | x      | 6.6             | 6.6   | 8.7             | 8.7   | x               | x     |                 |
| 8         | x           | x         | x               | x      | ▲9.2            | ▲9.2  | ▲12.1           | ▲12.1 | x               | x     |                 |
| 9         | x           | x         | x               | x      | ▲8.1            | ▲8.1  | ▲6.2            | ▲6.2  | x               | x     |                 |
| 10        | x           | x         | x               | x      | 0.5             | 0.5   | 4.1             | 4.1   | x               | x     |                 |
| 11        | x           | x         | x               | x      | 11.1            | 11.1  | 12.5            | 12.5  | x               | x     |                 |
| 12        | x           | x         | x               | x      | 10.4            | 10.4  | 17.1            | 17.1  | x               | x     |                 |
| 2022 年 1月 | x           | x         | x               | x      | 18.6            | 18.6  | 17.0            | 17.0  | x               | x     |                 |
| 2         | x           | x         | x               | x      | 1.5             | 1.5   | 2.5             | 2.5   | x               | x     |                 |
| 3         | x           | x         | x               | x      | 2.3             | 2.3   | 7.9             | 7.9   | x               | x     |                 |
| 4         | x           | x         | x               | x      | 24.6            | 24.6  | 46.8            | 46.8  | x               | x     |                 |
| 5         | x           | x         | x               | x      | 93.0            | 93.0  | 279.0           | 279.0 | x               | x     |                 |
| 6         | x           | x         | x               | x      | 14.0            | 14.0  | 18.1            | 18.1  | x               | x     |                 |
| 7         | x           | x         | x               | x      | 8.3             | 8.3   | 11.7            | 11.7  | x               | x     |                 |
| ス ー パ ー   | 2019 年      | x         | x               | 0.4    | ▲1.2            | ▲2.2  | ▲0.4            | ▲0.1  | ▲0.3            | x     | x               |
|           | 2020        | x         | x               | x      | x               | ▲2.0  | ▲3.1            | ▲3.9  | ▲2.8            | x     | x               |
|           | 2021        | x         | x               | x      | x               | ▲1.1  | ▲0.5            | ▲2.3  | ▲1.7            | x     | x               |
|           | 2019 年度     | x         | x               | 1.9    | 0.3             | ▲2.7  | ▲0.0            | ▲0.4  | 0.2             | x     | x               |
|           | 2020        | x         | x               | x      | x               | ▲2.7  | ▲4.3            | ▲5.1  | ▲4.2            | x     | x               |
|           | 2021        | x         | x               | x      | x               | 0.3   | 0.6             | ▲0.9  | ▲0.3            | x     | x               |
|           | 2021 年 4～6月 | x         | x               | x      | x               | 1.7   | 2.0             | ▲2.3  | ▲1.8            | x     | x               |
|           | 7～9         | x         | x               | x      | x               | 0.5   | 0.8             | ▲0.2  | 0.4             | x     | x               |
|           | 10～12       | x         | x               | x      | x               | ▲2.1  | ▲0.9            | ▲0.8  | ▲0.1            | x     | x               |
|           | 2022 年 1～3月 | x         | x               | x      | x               | 1.0   | 0.7             | ▲0.2  | 0.3             | x     | x               |
|           | 4～6         | x         | x               | x      | x               | 0.6   | 0.6             | ▲3.2  | ▲2.8            | x     | x               |
|           | 2021 年 5月   | x         | x               | x      | x               | 0.9   | 1.1             | ▲0.8  | ▲0.3            | x     | x               |
|           | 6           | x         | x               | x      | x               | 1.0   | 1.4             | 0.9   | 1.3             | x     | x               |
| 7         | x           | x         | x               | x      | 2.7             | 3.0   | ▲0.1            | 0.3   | x               | x     |                 |
| 8         | x           | x         | x               | x      | ▲1.9            | ▲1.7  | ▲1.8            | ▲1.4  | x               | x     |                 |
| 9         | x           | x         | x               | x      | 0.9             | 1.1   | 1.6             | 2.4   | x               | x     |                 |
| 10        | x           | x         | x               | x      | 0.6             | 1.4   | 1.4             | 2.2   | x               | x     |                 |
| 11        | x           | x         | x               | x      | ▲2.5            | ▲1.8  | ▲1.6            | ▲0.9  | x               | x     |                 |
| 12        | x           | x         | x               | x      | ▲3.9            | ▲2.1  | ▲1.9            | ▲1.2  | x               | x     |                 |
| 2022 年 1月 | x           | x         | x               | x      | ▲0.0            | ▲1.0  | ▲3.7            | ▲3.0  | x               | x     |                 |
| 2         | x           | x         | x               | x      | 1.7             | 1.7   | 1.0             | 1.4   | x               | x     |                 |
| 3         | x           | x         | x               | x      | 1.5             | 1.5   | 2.3             | 2.6   | x               | x     |                 |
| 4         | x           | x         | x               | x      | 0.1             | 0.1   | ▲1.4            | ▲0.9  | x               | x     |                 |
| 5         | x           | x         | x               | x      | 1.3             | 1.3   | ▲5.0            | ▲4.8  | x               | x     |                 |
| 6         | x           | x         | x               | x      | 0.4             | 0.4   | ▲3.0            | ▲2.4  | x               | x     |                 |
| 7         | x           | x         | x               | x      | 1.7             | 1.7   | 0.4             | 0.9   | x               | x     |                 |

注:前年(度、同期、同月)比増減率は、ギャップを調整するリンク係数(付表参照)で処理した数値で計算している。

| 神戸    |                 | 岡山      |                 | 広島        |                 | 福岡      |                 | 北九州        |                 | 熊本       |                 | Year and Month |      |                  |                      |
|-------|-----------------|---------|-----------------|-----------|-----------------|---------|-----------------|------------|-----------------|----------|-----------------|----------------|------|------------------|----------------------|
| Kobe  | 既存店<br>Adjusted | Okayama | 既存店<br>Adjusted | Hiroshima | 既存店<br>Adjusted | Fukuoka | 既存店<br>Adjusted | Kitakyusyu | 既存店<br>Adjusted | Kumamoto | 既存店<br>Adjusted |                |      |                  |                      |
| ▲1.9  | ▲2.3            | 0.5     | ▲0.9            | ▲0.2      | ▲0.6            | ▲1.4    | ▲0.6            | ▲5.4       | 0.7             | ▲2.5     | ▲2.5            | C Y            | 2019 | Total (%)        |                      |
| ▲10.3 | ▲8.9            | ▲3.7    | ▲4.9            | ▲10.6     | ▲6.4            | ▲18.2   | ▲19.8           | ▲8.7       | ▲9.2            | ▲11.1    | ▲11.1           |                | 2020 |                  |                      |
| ▲0.6  | 2.3             | ▲0.7    | ▲0.0            | ▲0.4      | ▲0.1            | 8.2     | 6.1             | ▲0.8       | 1.1             | ▲1.6     | ▲0.3            |                | 2021 |                  |                      |
| ▲2.2  | ▲2.4            | 0.2     | ▲1.7            | ▲1.3      | ▲0.7            | ▲3.8    | ▲3.6            | ▲8.7       | ▲1.4            | ▲4.3     | ▲4.3            | F Y            | 2019 |                  |                      |
| ▲10.5 | ▲8.1            | ▲3.7    | ▲4.3            | ▲11.0     | ▲6.6            | ▲17.1   | ▲18.7           | ▲6.5       | ▲8.4            | ▲9.6     | ▲9.5            |                | 2020 |                  |                      |
| 1.2   | 3.1             | ▲0.0    | 0.4             | 1.1       | 0.3             | 11.9    | 10.0            | 0.2        | 1.4             | ▲2.2     | ▲0.8            |                | 2021 |                  |                      |
| 7.3   | 11.1            | 4.0     | 5.0             | 11.3      | 10.2            | 38.3    | 34.8            | 9.2        | 11.8            | 12.3     | 14.6            | Q2             | 2021 |                  |                      |
| ▲5.3  | ▲1.2            | ▲5.3    | ▲4.4            | ▲5.5      | ▲6.4            | 1.1     | ▲1.5            | ▲6.7       | ▲3.2            | ▲9.5     | ▲8.1            | Q3             |      |                  |                      |
| 2.7   | 2.6             | 0.4     | 1.0             | 1.0       | 0.3             | 8.8     | 7.4             | ▲0.5       | ▲0.9            | ▲3.5     | ▲2.3            | Q4             |      |                  |                      |
| 1.3   | 1.4             | 1.2     | 0.4             | ▲0.4      | ▲1.3            | 8.3     | 7.4             | 0.4        | ▲0.2            | ▲5.0     | ▲4.3            | Q1             | 2022 |                  |                      |
| 10.4  | 10.6            | 6.7     | 5.1             | 6.7       | 6.7             | 17.0    | 16.6            | 2.7        | 7.3             | 7.3      | 7.3             | Q2             |      |                  |                      |
| 5.8   | 9.0             | 2.8     | 3.9             | 14.8      | 13.5            | 39.7    | 35.5            | 7.6        | 9.6             | 10.5     | 13.0            | May            | 2021 |                  |                      |
| ▲5.8  | ▲1.6            | ▲5.8    | ▲5.0            | ▲6.6      | ▲7.4            | 0.9     | ▲1.6            | ▲3.9       | ▲0.8            | ▲7.4     | ▲6.1            | Jun            |      |                  |                      |
| ▲1.5  | 3.0             | ▲0.9    | ▲0.0            | ▲0.9      | ▲1.7            | 6.5     | 4.2             | ▲4.3       | 0.7             | ▲5.6     | ▲4.3            | Jul            |      |                  |                      |
| ▲11.9 | ▲5.1            | ▲8.3    | ▲7.4            | ▲8.3      | ▲9.2            | ▲4.5    | ▲7.4            | ▲11.9      | ▲6.8            | ▲15.4    | ▲14.0           | Aug            |      |                  |                      |
| ▲2.1  | ▲1.8            | ▲6.7    | ▲5.9            | ▲8.0      | ▲8.9            | 0.5     | ▲2.4            | ▲3.5       | ▲3.7            | ▲8.2     | ▲6.5            | Sep            |      |                  |                      |
| 0.8   | 1.1             | 0.7     | 1.6             | 0.3       | ▲0.5            | 7.9     | 5.4             | ▲0.7       | ▲0.9            | ▲4.1     | ▲2.8            | Oct            |      |                  |                      |
| 3.3   | 3.1             | ▲1.5    | ▲0.7            | ▲0.6      | ▲1.3            | 6.2     | 5.1             | 0.3        | ▲0.3            | ▲4.3     | ▲3.2            | Nov            |      |                  |                      |
| 3.6   | 3.4             | 1.7     | 1.9             | 2.8       | 2.2             | 11.5    | 10.6            | ▲0.9       | ▲1.4            | ▲2.5     | ▲1.3            | Dec            |      |                  |                      |
| 5.2   | 5.3             | ▲0.0    | 0.3             | ▲0.1      | ▲1.0            | 17.3    | 15.8            | 3.7        | 3.1             | ▲2.1     | ▲0.9            | Jan            | 2022 |                  |                      |
| ▲1.8  | ▲1.8            | 1.5     | 0.1             | ▲2.3      | ▲3.2            | 4.0     | 3.4             | ▲0.9       | ▲1.6            | ▲10.7    | ▲9.7            | Feb            |      |                  |                      |
| 0.4   | 0.5             | 2.1     | 0.6             | 0.9       | 0.1             | 4.1     | 3.6             | ▲1.6       | ▲2.2            | ▲2.8     | ▲2.8            | Mar            |      |                  |                      |
| 8.0   | 8.2             | 3.5     | 1.9             | 1.3       | 1.3             | 9.7     | 9.7             | 0.6        | 0.6             | 5.4      | 5.4             | Apr            |      |                  |                      |
| 20.8  | 21.1            | 13.4    | 11.8            | 12.5      | 12.5            | 29.9    | 29.1            | 5.8        | 5.8             | 13.3     | 13.3            | May            |      |                  |                      |
| 3.5   | 3.7             | 3.6     | 2.1             | 6.6       | 6.8             | 13.0    | 12.5            | 1.7        | 1.7             | 3.8      | 3.8             | Jun            |      |                  |                      |
| 2.8   | 2.8             | 5.2     | 3.5             | ▲0.5      | 2.2             | 8.4     | 8.0             | ▲0.4       | ▲0.4            | 3.4      | 3.4             | Jul            |      |                  |                      |
| ▲2.3  | ▲2.3            | x       | x               | x         | x               | ▲0.4    | ▲0.4            | x          | x               | x        | x               | C Y            | 2019 |                  | Departmentstores (%) |
| ▲22.7 | ▲20.6           | x       | x               | x         | x               | x       | x               | x          | x               | x        | x               |                | 2020 |                  |                      |
| 1.2   | 8.2             | x       | x               | x         | x               | x       | x               | x          | x               | x        | x               |                | 2021 |                  |                      |
| ▲4.5  | ▲4.5            | x       | x               | x         | x               | ▲4.2    | ▲4.2            | x          | x               | x        | x               | F Y            | 2019 |                  |                      |
| ▲21.9 | ▲18.1           | x       | x               | x         | x               | x       | x               | x          | x               | x        | x               |                | 2020 |                  |                      |
| 5.0   | 9.7             | x       | x               | x         | x               | x       | x               | x          | x               | x        | x               |                | 2021 |                  |                      |
| 28.7  | 45.3            | x       | x               | x         | x               | x       | x               | x          | x               | x        | x               | Q2             | 2021 |                  |                      |
| ▲10.9 | ▲2.0            | x       | x               | x         | x               | x       | x               | x          | x               | x        | x               | Q3             |      |                  |                      |
| 7.9   | 7.9             | x       | x               | x         | x               | x       | x               | x          | x               | x        | x               | Q4             |      |                  |                      |
| 4.8   | 4.8             | x       | x               | x         | x               | x       | x               | x          | x               | x        | x               | Q1             | 2022 |                  |                      |
| 37.8  | 37.8            | x       | x               | x         | x               | x       | x               | x          | x               | x        | x               | Q2             |      |                  |                      |
| 29.4  | 48.5            | x       | x               | x         | x               | x       | x               | x          | x               | x        | x               | May            | 2021 |                  |                      |
| ▲12.0 | ▲2.1            | x       | x               | x         | x               | x       | x               | x          | x               | x        | x               | Jun            |      |                  |                      |
| ▲3.2  | 7.2             | x       | x               | x         | x               | x       | x               | x          | x               | x        | x               | Jul            |      |                  |                      |
| ▲24.7 | ▲10.6           | x       | x               | x         | x               | x       | x               | x          | x               | x        | x               | Aug            |      |                  |                      |
| ▲4.0  | ▲4.0            | x       | x               | x         | x               | x       | x               | x          | x               | x        | x               | Sep            |      |                  |                      |
| 3.5   | 3.5             | x       | x               | x         | x               | x       | x               | x          | x               | x        | x               | Oct            |      |                  |                      |
| 9.6   | 9.6             | x       | x               | x         | x               | x       | x               | x          | x               | x        | x               | Nov            |      |                  |                      |
| 9.6   | 9.6             | x       | x               | x         | x               | x       | x               | x          | x               | x        | x               | Dec            |      |                  |                      |
| 17.7  | 17.7            | x       | x               | x         | x               | x       | x               | x          | x               | x        | x               | Jan            | 2022 |                  |                      |
| ▲3.1  | ▲3.1            | x       | x               | x         | x               | x       | x               | x          | x               | x        | x               | Feb            |      |                  |                      |
| 0.9   | 0.9             | x       | x               | x         | x               | x       | x               | x          | x               | x        | x               | Mar            |      |                  |                      |
| 27.3  | 27.3            | x       | x               | x         | x               | x       | x               | x          | x               | x        | x               | Apr            |      |                  |                      |
| 86.7  | 86.7            | x       | x               | x         | x               | x       | x               | x          | x               | x        | x               | May            |      |                  |                      |
| 16.2  | 16.2            | x       | x               | x         | x               | x       | x               | x          | x               | x        | x               | Jun            |      |                  |                      |
| 7.7   | 7.7             | x       | x               | x         | x               | x       | x               | x          | x               | x        | x               | Jul            |      |                  |                      |
| ▲1.6  | ▲2.3            | x       | x               | x         | x               | ▲3.9    | ▲1.1            | x          | x               | x        | x               | C Y            | 2019 | Supermarkets (%) |                      |
| 0.8   | 2.4             | x       | x               | x         | x               | x       | x               | x          | x               | x        | x               |                | 2020 |                  |                      |
| ▲2.0  | ▲1.5            | x       | x               | x         | x               | x       | x               | x          | x               | x        | x               |                | 2021 |                  |                      |
| ▲0.0  | ▲0.3            | x       | x               | x         | x               | ▲2.9    | ▲2.1            | x          | x               | x        | x               | F Y            | 2019 |                  |                      |
| ▲0.8  | 1.1             | x       | x               | x         | x               | x       | x               | x          | x               | x        | x               |                | 2020 |                  |                      |
| ▲1.4  | ▲1.3            | x       | x               | x         | x               | x       | x               | x          | x               | x        | x               |                | 2021 |                  |                      |
| ▲1.5  | ▲1.5            | x       | x               | x         | x               | x       | x               | x          | x               | x        | x               | Q2             | 2021 |                  |                      |
| ▲1.1  | ▲0.7            | x       | x               | x         | x               | x       | x               | x          | x               | x        | x               | Q3             |      |                  |                      |
| ▲1.6  | ▲1.7            | x       | x               | x         | x               | x       | x               | x          | x               | x        | x               | Q4             |      |                  |                      |
| ▲1.2  | ▲1.1            | x       | x               | x         | x               | x       | x               | x          | x               | x        | x               | Q1             | 2022 |                  |                      |
| ▲4.4  | ▲4.3            | x       | x               | x         | x               | x       | x               | x          | x               | x        | x               | Q2             |      |                  |                      |
| ▲1.3  | ▲1.3            | x       | x               | x         | x               | x       | x               | x          | x               | x        | x               | May            | 2021 |                  |                      |
| ▲1.3  | ▲1.3            | x       | x               | x         | x               | x       | x               | x          | x               | x        | x               | Jun            |      |                  |                      |
| ▲0.2  | ▲0.2            | x       | x               | x         | x               | x       | x               | x          | x               | x        | x               | Jul            |      |                  |                      |
| ▲2.2  | ▲1.6            | x       | x               | x         | x               | x       | x               | x          | x               | x        | x               | Aug            |      |                  |                      |
| ▲0.9  | ▲0.3            | x       | x               | x         | x               | x       | x               | x          | x               | x        | x               | Sep            |      |                  |                      |
| ▲1.2  | ▲0.7            | x       | x               | x         | x               | x       | x               | x          | x               | x        | x               | Oct            |      |                  |                      |
| ▲1.7  | ▲1.9            | x       | x               | x         | x               | x       | x               | x          | x               | x        | x               | Nov            |      |                  |                      |
| ▲1.8  | ▲2.2            | x       | x               | x         | x               | x       | x               | x          | x               | x        | x               | Dec            |      |                  |                      |
| ▲2.8  | ▲2.7            | x       | x               | x         | x               | x       | x               | x          | x               | x        | x               | Jan            | 2022 |                  |                      |
| ▲0.9  | ▲0.8            | x       | x               | x         | x               | x       | x               | x          | x               | x        | x               | Feb            |      |                  |                      |
| 0.1   | 0.2             | x       | x               | x         | x               | x       | x               | x          | x               | x        | x               | Mar            |      |                  |                      |
| ▲3.2  | ▲3.1            | x       | x               | x         | x               | x       | x               | x          | x               | x        | x               | Apr            |      |                  |                      |
| ▲5.3  | ▲5.1            | x       | x               | x         | x               | x       | x               | x          | x               | x        | x               | May            |      |                  |                      |
| ▲4.8  | ▲4.6            | x       | x               | x         | x               | x       | x               | x          | x               | x        | x               | Jun            |      |                  |                      |
| ▲1.2  | ▲1.2            | x       | x               | x         | x               | x       | x               | x          | x               | x        | x               | Jul            |      |                  |                      |

Note The percentage change from the same month/term of the previous year is calculated using the linked coefficient to adjust for discrepancies.See Appendix.

第8表 百貨店・スーパー都道府県別販売額及び前年同月比増減率

Table 8 Department stores and supermarkets sales value and the percentage change from the same month of the previous year by prefecture

(単位：百万円、%) (million yen)

| 都道府県<br>Prefectures | 合 計     |   |                 |   |                 |   |                         |   |                 |
|---------------------|---------|---|-----------------|---|-----------------|---|-------------------------|---|-----------------|
|                     | Total   | 前年同月比   |                 | 百貨店<br>Department stores                                      |                 |   | ス ー パ ー<br>Supermarkets |   |                 |
|                     |         | 増減率<br>percentage change from the same month of the pre- year | 既存店<br>Adjusted | 増減率<br>percentage change from the same month of the pre- year | 既存店<br>Adjusted | 増減率<br>percentage change from the same month of the pre- year | 既存店<br>Adjusted         | 増減率<br>percentage change from the same month of the pre- year | 既存店<br>Adjusted |
|                     |         |   |                 |   |                 |   |                         |   |                 |
| 北海道 Hokkaido        | 84,657  | 3.1   | 3.2             | 14,241  | 17.8            | 17.8  | 70,416                  | 0.5   | 0.6             |
| 青森 Aomori           | 15,362  | 1.0   | 1.7             | 2,032   | ▲7.7            | 3.5   | 13,330                  | 2.5   | 1.4             |
| 岩手 Iwate            | 13,003  | 4.6   | 2.6             | 2,085   | 3.8             | 3.8   | 10,918                  | 4.7   | 2.4             |
| 宮城 Miyagi           | 34,632  | 1.7   | 0.5             | x   | x               | x   | x                       | x   | x               |
| 秋田 Akita            | 14,133  | 1.3   | 0.2             | x   | x               | x   | x                       | x   | x               |
| 山形 Yamagata         | 11,615  | ▲0.5  | 0.5             | -   | -               | -   | 11,615                  | ▲0.5  | 0.5             |
| 福島 Fukushima        | 23,720  | 1.4   | 0.6             | x   | x               | x   | x                       | x   | x               |
| 茨城 Ibaraki          | 31,755  | 2.0   | 2.1             | x   | x               | x   | x                       | x   | x               |
| 栃木 Tochigi          | 25,809  | 0.6   | ▲0.1            | x   | x               | x   | x                       | x   | x               |
| 群馬 Gunma            | 28,332  | 4.2   | 2.3             | x   | x               | x   | x                       | x   | x               |
| 埼玉 Saitama          | 114,316 | 3.1   | 1.9             | 12,564  | 6.4             | 6.4   | 101,751                 | 2.7   | 1.4             |
| 千葉 Chiba            | 84,856  | 2.9   | 1.9             | 12,563  | 6.3             | 6.3   | 72,294                  | 2.4   | 1.1             |
| 東京 Tokyo            | 266,196 | 8.2   | 7.8             | 145,094   | 15.9            | 16.2  | 121,102                 | 0.2   | ▲1.0            |
| 神奈川 Kanagawa        | 132,812 | 2.2   | 1.5             | 33,895  | 10.5            | 10.5  | 98,917                  | ▲0.4  | ▲1.3            |
| 新潟 Niigata          | 34,419  | 2.8   | 2.6             | x   | x               | x   | x                       | x   | x               |
| 富山 Toyama           | 10,984  | 1.9   | 1.9             | x   | x               | x   | x                       | x   | x               |
| 石川 Ishikawa         | 14,243  | 2.4   | 2.4             | x   | x               | x   | x                       | x   | x               |
| 福井 Fukui            | 6,930   | ▲0.7  | ▲0.7            | x   | x               | x   | x                       | x   | x               |
| 山梨 Yamanashi        | 10,759  | 1.1   | 1.1             | x   | x               | x   | x                       | x   | x               |
| 長野 Nagano           | 20,670  | 1.7   | 0.5             | 2,147   | 3.0             | 3.0   | 18,523                  | 1.6   | 0.2             |
| 岐阜 Gifu             | 23,704  | ▲0.3  | ▲0.3            | x   | x               | x   | x                       | x   | x               |
| 静岡 Shizuoka         | 37,045  | 0.5   | 0.2             | 5,666   | 2.7             | 2.7   | 31,379                  | 0.1   | ▲0.2            |
| 愛知 Aichi            | 120,631 | 2.5   | 1.8             | 34,592  | 5.4             | 7.9   | 86,039                  | 1.3   | ▲0.6            |
| 三重 Mie              | 25,820  | 0.9   | 1.0             | x   | x               | x   | x                       | x   | x               |
| 滋賀 Shiga            | 21,753  | 1.5   | 1.4             | x   | x               | x   | x                       | x   | x               |
| 京都 Kyoto            | 39,528  | 4.0   | 4.0             | 18,605  | 8.3             | 8.3   | 20,923                  | 0.5   | 0.5             |
| 大阪 Osaka            | 151,252 | 4.7   | 4.5             | 78,448  | 9.5             | 9.5   | 72,804                  | ▲0.0  | ▲0.4            |
| 兵庫 Hyogo            | 71,638  | 0.6   | 0.6             | 18,763  | 2.9             | 4.3   | 52,875                  | ▲0.2  | ▲0.6            |
| 奈良 Nara             | 17,502  | ▲1.9  | ▲0.2            | x   | x               | x   | x                       | x   | x               |
| 和歌山 Wakayama        | 9,095   | ▲0.8  | ▲0.8            | x   | x               | x   | x                       | x   | x               |
| 鳥取 Tottori          | 4,770   | 2.7   | 1.4             | 1,115   | 4.6             | 4.6   | 3,656                   | 2.1   | 0.4             |
| 島根 Shimane          | 4,974   | 1.5   | ▲2.3            | x   | x               | x   | x                       | x   | x               |
| 岡山 Okayama          | 24,924  | 3.2   | 1.7             | x   | x               | x   | x                       | x   | x               |
| 広島 Hiroshima        | 36,717  | 1.5   | 1.6             | 11,369  | 0.1             | 4.7   | 25,348                  | 2.1   | 0.2             |
| 山口 Yamaguchi        | 13,130  | 0.6   | ▲0.2            | x   | x               | x   | x                       | x   | x               |
| 徳島 Tokushima        | 7,592   | 3.6   | 0.7             | -   | -               | -   | 7,592                   | 3.6   | 0.7             |
| 香川 Kagawa           | 15,320  | ▲1.6  | ▲1.6            | x   | x               | x   | x                       | x   | x               |
| 愛媛 Ehime            | 17,860  | 0.7   | 0.0             | x   | x               | x   | x                       | x   | x               |
| 高知 Kochi            | 6,281   | 1.1   | 1.1             | x   | x               | x   | x                       | x   | x               |
| 福岡 Fukuoka          | 58,736  | 4.6   | 4.3             | 24,426  | 7.5             | 7.5   | 34,309                  | 2.6   | 2.0             |
| 佐賀 Saga             | 5,448   | 1.5   | 1.6             | x   | x               | x   | x                       | x   | x               |
| 長崎 Nagasaki         | 9,171   | 0.9   | 0.4             | x   | x               | x   | x                       | x   | x               |
| 熊本 Kumamoto         | 14,397  | 4.2   | 3.3             | x   | x               | x   | x                       | x   | x               |
| 大分 Oita             | 9,523   | 1.9   | 0.7             | x   | x               | x   | x                       | x   | x               |
| 宮崎 Miyazaki         | 6,475   | 5.8   | 5.8             | x   | x               | x   | x                       | x   | x               |
| 鹿児島 Kagoshima       | 18,713  | 3.6   | 3.6             | x   | x               | x   | x                       | x   | x               |
| 沖縄 Okinawa          | 19,060  | 9.1   | 6.7             | x   | x               | x   | x                       | x   | x               |



第9表 コンビニエンスストア商品別販売額等及び前年（度・同期・同月）比増減率  
Table 9 Sales value of convenience stores and percentage change from the same month/term of the previous year

|                          | 年 月                        | 合 計<br>Total | 商 品<br>販売額<br>Sales<br>of<br>Goods               |                            |                  | サービス<br>売上高<br>Sales<br>of<br>Services | 店舗数<br>(店)<br>Number<br>of<br>Establishments | Year<br>and<br>Month |           |
|--------------------------|----------------------------|--------------|--|----------------------------|------------------|--|--|----------------------|-----------|
|                          |                            |              | ファーストフード<br>及び日配食品<br>Fast foods &<br>Dailyfoods | 加工食品<br>Processed<br>Foods | 非食品<br>Non-Foods |  |  |                      |           |
| 販<br>売<br>額<br><br>(百万円) | 2019年                      | 12,184,143   | 11,503,444                                       | 4,602,770                  | 3,249,417        | 3,651,257                              | 680,699                                      | 56,502               | C.Y. 2019 |
|                          | 2020                       | 11,642,288   | 11,029,129                                       | 4,308,070                  | 3,088,332        | 3,632,727                              | 613,159                                      | 56,542               | 2020      |
|                          | 2021                       | 11,760,089   | 11,153,594                                       | 4,300,520                  | 3,076,506        | 3,776,568                              | 606,495                                      | 56,352               | 2021      |
|                          | 2019年度                     | 12,174,784   | 11,511,282                                       | 4,600,862                  | 3,251,748        | 3,658,672                              | 663,502                                      | 56,334               | F.Y. 2019 |
|                          | 2020                       | 11,559,988   | 10,957,136                                       | 4,255,266                  | 3,053,456        | 3,648,414                              | 602,852                                      | 56,178               | 2020      |
|                          | 2021                       | 11,804,293   | 11,194,202                                       | 4,310,688                  | 3,072,816        | 3,810,698                              | 610,091                                      | 56,320               | 2021      |
|                          | 2021年 4～6月                 | 2,908,256    | 2,770,198  | 1,065,503                  | 774,006          | 930,689                                | 138,058                                      | 56,275               | Q2 2021   |
|                          | 7～9                        | 3,064,753    | 2,922,539  | 1,106,655                  | 811,976          | 1,003,908                              | 142,214                                      | 56,342               | Q3        |
|                          | 10～12                      | 3,009,514    | 2,824,837  | 1,102,573                  | 772,243          | 950,021                                | 184,677                                      | 56,352               | Q4        |
|                          | 2022年 1～3月                 | 2,821,770    | 2,676,628  | 1,035,957                  | 714,591          | 926,080                                | 145,142                                      | 56,320               | Q1 2022   |
|                          | 4～6                        | 3,009,288    | 2,858,606  | 1,089,899                  | 777,154          | 991,553                                | 150,682                                      | 56,299               | Q2        |
|                          | 2021年 5月                   | 973,425      | 927,838  | 358,164                    | 258,345          | 311,329                                | 45,587                                       | 56,274               | May 2021  |
|                          | 6                          | 973,078      | 930,108  | 354,417                    | 262,875          | 312,816                                | 42,970                                       | 56,275               | Jun.      |
|                          | 7                          | 1,048,403    | 995,034  | 385,603                    | 284,255          | 325,176                                | 53,369                                       | 56,325               | Jul.      |
|                          | 8                          | 1,019,076    | 970,670  | 379,102                    | 276,408          | 315,160                                | 48,406                                       | 56,334               | Aug.      |
|                          | 9                          | 997,274      | 956,835  | 341,950                    | 251,313          | 363,572                                | 40,439                                       | 56,342               | Sep.      |
|                          | 10                         | 992,716      | 938,429  | 373,924                    | 270,150          | 294,355                                | 54,287                                       | 56,367               | Oct.      |
|                          | 11                         | 957,229      | 901,615  | 348,466                    | 243,462          | 309,687                                | 55,614                                       | 56,354               | Nov.      |
|                          | 12                         | 1,059,569    | 984,793  | 380,183                    | 258,631          | 345,979                                | 74,776                                       | 56,352               | Dec.      |
|                          | 2022年 1月                   | 953,669      | 900,542  | 347,932                    | 240,263          | 312,347                                | 53,127                                       | 56,361               | Jan. 2022 |
|                          | 2                          | 872,107      | 829,585  | 321,969                    | 220,425          | 287,191                                | 42,522                                       | 56,353               | Feb.      |
|                          | 3                          | 995,994      | 946,501  | 366,056                    | 253,903          | 326,542                                | 49,493                                       | 56,320               | Mar.      |
|                          | 4                          | 987,320      | 934,662  | 358,218                    | 250,817          | 325,627                                | 52,658                                       | 56,342               | Apr.      |
|                          | 5                          | 1,007,847    | 960,160  | 368,586                    | 261,857          | 329,717                                | 47,687                                       | 56,316               | May       |
|                          | 6                          | 1,014,121    | 963,784  | 363,095                    | 264,480          | 336,209                                | 50,337                                       | 56,299               | Jun.      |
|                          | 7                          | 1,084,389    | 1,031,578  | 397,920                    | 289,169          | 344,489                                | 52,811                                       | 56,321               | Jul.      |
|                          | 前年（度・同期・同月）比増減率<br><br>(%) | 2019年        | 1.7  | 1.6                        | 1.4              | 0.6                                    | 2.7  | 4.4                  | ▲0.1      |
| 2020                     |                            | ▲4.4         | ▲4.1   | ▲6.4                       | ▲5.0             | ▲0.5                                   | ▲9.9   | 0.1                  | 2020      |
| 2021                     |                            | 1.3          | 1.4  | 0.0                        | ▲0.1             | 4.2                                    | ▲0.7   | 0.4                  | 2021      |
| 2019年度                   |                            | 1.0          | 1.1  | 0.9                        | 0.5              | 1.9                                    | ▲0.4   | ▲0.4                 | F.Y. 2019 |
| 2020                     |                            | ▲5.0         | ▲4.8   | ▲7.5                       | ▲6.1             | ▲0.3                                   | ▲9.1   | 0.4                  | 2020      |
| 2021                     |                            | 2.4          | 2.4  | 1.5                        | 0.9              | 4.8                                    | 1.6  | 0.3                  | 2021      |
| 2021年 4～6月               |                            | 5.0          | 4.9  | 4.3                        | 3.3              | 6.9                                    | 7.0  | 0.5                  | Q2 2021   |
| 7～9                      |                            | 2.0          | 1.6  | 0.8                        | 0.4              | 3.6                                    | 9.6  | 0.5                  | Q3        |
| 10～12                    |                            | 0.9          | 1.5  | ▲0.1                       | 0.2              | 4.6                                    | ▲7.8   | 0.4                  | Q4        |
| 2022年 1～3月               |                            | 1.8          | 1.7  | 1.1                        | ▲0.3             | 4.0                                    | 2.8  | 0.3                  | Q1 2022   |
| 4～6                      |                            | 3.5          | 3.2  | 2.3                        | 0.4              | 6.5                                    | 9.1  | 0.0                  | Q2        |
| 2021年 5月                 |                            | 5.3          | 5.5  | 5.7                        | 2.4              | 7.9                                    | 1.7  | 0.6                  | May 2021  |
| 6                        |                            | 1.7          | 1.7  | 0.1                        | 1.8              | 3.3                                    | 2.2  | 0.5                  | Jun.      |
| 7                        |                            | 6.1          | 5.5  | 5.1                        | 7.6              | 4.3                                    | 18.4   | 0.6                  | Jul.      |
| 8                        |                            | ▲1.2         | ▲1.5   | ▲1.8                       | ▲4.9             | 2.1                                    | 5.9  | 0.5                  | Aug.      |
| 9                        |                            | 1.1          | 1.0  | ▲0.8                       | ▲1.0             | 4.3                                    | 3.7  | 0.5                  | Sep.      |
| 10                       |                            | ▲0.2         | 1.6  | 0.2                        | 2.4              | 2.6                                    | ▲23.1  | 0.5                  | Oct.      |
| 11                       |                            | ▲1.0         | 0.3  | ▲1.9                       | ▲2.0             | 4.8                                    | ▲18.4  | 0.4                  | Nov.      |
| 12                       |                            | 3.8          | 2.7  | 1.4                        | 0.1              | 6.2                                    | 21.3   | 0.4                  | Dec.      |
| 2022年 1月                 |                            | 2.9          | 2.4  | 1.9                        | ▲0.2             | 5.2                                    | 12.5   | 0.4                  | Jan. 2022 |
| 2                        |                            | 0.6          | 0.6  | 0.1                        | ▲1.4             | 2.8                                    | ▲0.1   | 0.4                  | Feb.      |
| 3                        |                            | 1.7          | 2.0  | 1.4                        | 0.5              | 4.1                                    | ▲3.6   | 0.3                  | Mar.      |
| 4                        |                            | 2.7          | 2.5  | 1.5                        | ▲0.8             | 6.2                                    | 6.4  | 0.2                  | Apr.      |
| 5                        |                            | 3.5          | 3.5  | 2.9                        | 1.4              | 5.9                                    | 4.6  | 0.1                  | May       |
| 6                        |                            | 4.2          | 3.6  | 2.4                        | 0.6              | 7.5                                    | 17.1   | 0.0                  | Jun.      |
| 7                        |                            | 3.4          | 3.7  | 3.2                        | 1.7              | 5.9                                    | ▲1.0   | ▲0.0                 | Jul.      |

注1：既存店の動向は、一般社団法人「日本フランチャイズチェーン協会」の「コンビニエンスストア統計調査月報」(http://www.jfa-fc.or.jp/particle/320.html)参照。  
注2：前年(度・同期・同月)比増減率は、ギャップを調整するリンク係数(付表参照)で処理した数値で計算している。

Note1:The trends of "Adjusted" items refer to "Convenience store statistics investigation monthly report" (http://www.jfa-fc.or.jp/particle/320.html) issued by Association of general corporate judicial person Japan franchise chain (JFA:Japan Franchise Association)

Note2: The percentage change from the same month/term of the previous year is calculated using the linked coefficient to adjust for discrepancies Refer to the Appendix table

# 第10表 コンビニエンスストア販売額指数

Table10 Indices of sales value of convenience stores (C.Y.2015 average =100)

(1) 商品別販売額原指数

(1) Original indices by goods and services

西暦2015年=100

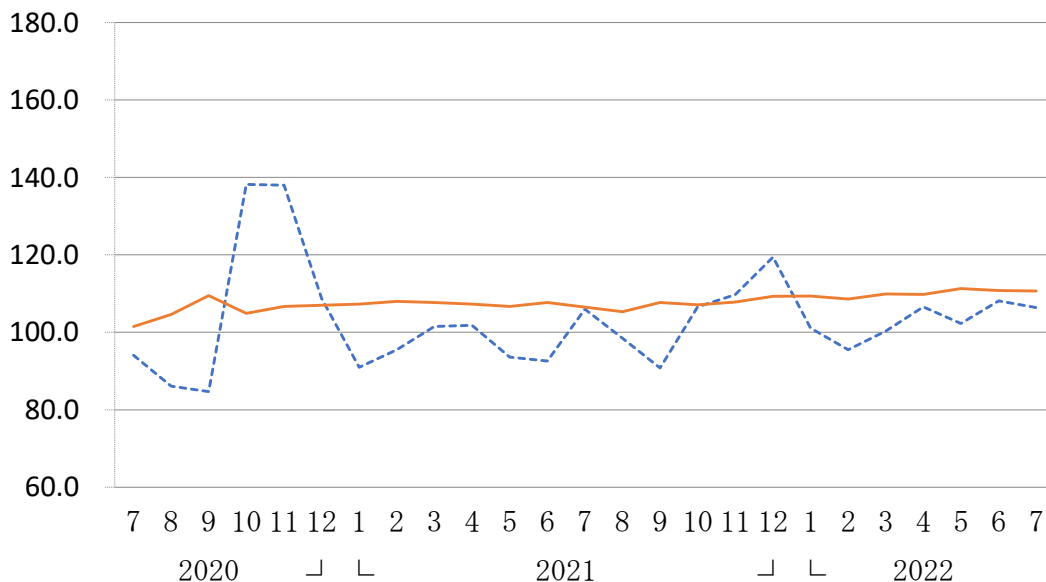
| 年 月        | 合 計<br>Total | 商品販売額          |   |                         |                  | サービス売上高<br>Sales of Services | Year and Month            |           |
|------------|--------------|----------------|---|-------------------------|------------------|------------------------------|---------------------------|-----------|
|            |              | Sales of Goods | ファーストフード<br>及び日配食品<br>Fast foods & Dailyfoods | 加工食品<br>Processed Foods | 非食品<br>Non-Foods |                              |                           |           |
| 2019年      | 110.6        | 110.3          | 112.3   | 110.4                   | 108.0            | 113.3                        | C.Y. 2019<br>2020<br>2021 |           |
| 2020       | 105.7        | 105.8          | 105.2   | 104.9                   | 107.4            | 102.1                        |                           |           |
| 2021       | 107.0        | 107.3          | 105.2   | 104.8                   | 112.0            | 101.4                        |                           |           |
| 2021年 4～6月 | 105.9        | 106.6          | 104.2   | 105.5                   | 110.4            | 92.4                         | Q2 2021                   |           |
|            | 111.6        | 112.5          | 108.3   | 110.7                   | 119.1            | 95.2                         | Q3                        |           |
|            | 109.6        | 108.7          | 107.9   | 105.3                   | 112.7            | 123.6                        | Q4                        |           |
| 2022年 1～3月 | 102.8        | 103.0          | 101.3   | 97.4                    | 109.9            | 97.1                         | Q1 2022                   |           |
|            | 109.6        | 110.0          | 106.6   | 106.0                   | 117.7            | 100.8                        | Q2                        |           |
| 2021年 5月   | 106.3        | 107.1          | 105.1   | 105.6                   | 110.8            | 91.5                         | May 2021                  |           |
|            | 106.3        | 107.4          | 104.0   | 107.5                   | 111.3            | 86.2                         | Jun.                      |           |
|            | 114.5        | 114.9          | 113.2   | 116.2                   | 115.7            | 107.1                        | Jul.                      |           |
|            | 111.3        | 112.1          | 111.3   | 113.0                   | 112.2            | 97.2                         | Aug.                      |           |
|            | 108.9        | 110.5          | 100.4   | 102.8                   | 129.4            | 81.2                         | Sep.                      |           |
|            | 108.4        | 108.3          | 109.7   | 110.5                   | 104.8            | 109.0                        | Oct.                      |           |
|            | 104.6        | 104.1          | 102.3   | 99.6                    | 110.2            | 111.6                        | Nov.                      |           |
|            | 115.8        | 113.7          | 111.6   | 105.8                   | 123.1            | 150.1                        | Dec.                      |           |
|            | 2022年 1月     | 104.2          | 104.0   | 102.1                   | 98.3             | 111.2                        | 106.6                     | Jan. 2022 |
|            |              | 95.3           | 95.8  | 94.5                    | 90.1             | 102.2                        | 85.3                      | Feb.      |
|            |              | 108.8          | 109.3   | 107.4                   | 103.8            | 116.2                        | 99.3                      | Mar.      |
|            |              | 107.9          | 107.9   | 105.1                   | 102.6            | 115.9                        | 105.7                     | Apr.      |
| 110.1      |              | 110.8          | 108.2   | 107.1                   | 117.4            | 95.7                         | May                       |           |
| 110.8      |              | 111.3          | 106.6   | 108.2                   | 119.7            | 101.0                        | Jun.                      |           |
| 118.5      |              | 119.1          | 116.8   | 118.3                   | 122.6            | 106.0                        | Jul.                      |           |

|           |       |
|-----------|-------|
| — 商品販売額   | 110.7 |
| … サービス売上高 | 106.4 |

## 季節調整済指数の推移

西暦2015年=100

Seasonal adjustment indices (C.Y.2015 average =100)



## (2) 商品別季節調整済指数及び前期(月)比増減率

(2) Seasonal adjustment indices by goods and services and the percentage change from the previous month/term

|                          | 年 月        | 合 計<br>Total | 商品販売額          |   |                         |                  | サービス売上高<br>Sales of Services | Year and Month |  |
|--------------------------|------------|--------------|----------------|---|-------------------------|------------------|------------------------------|----------------|--|
|                          |            |              | Sales of Goods | ファーストフード及び日配食品<br>Fast foods & Dailyfoods | 加工食品<br>Processed Foods | 非食品<br>Non-Foods |                              |                |  |
| 季節調整済指数<br>(西暦2015年Ⅱ100) | 2021年 4～6月 | 106.6        | 107.2          | 105.2                                     | 105.3                   | 110.4            | 96.0                         | Q2 2021        | Seasonal adjustment indices (C.Y.2015 average=100) |
|                          | 7～9        | 106.2        | 106.5          | 104.1                                     | 103.4                   | 113.7            | 98.4                         | Q3             |  |
|                          | 10～12      | 108.4        | 108.1          | 105.2                                     | 105.2                   | 113.4            | 111.9                        | Q4             |  |
|                          | 2022年 1～3月 | 108.7        | 109.3          | 107.7                                     | 105.3                   | 114.4            | 99.0                         | Q1 2022        |  |
|                          | 4～6        | 110.4        | 110.6          | 107.6                                     | 105.8                   | 117.6            | 105.7                        | Q2             |  |
|                          | 2021年 5月   | 106.0        | 106.7          | 105.3                                     | 104.5                   | 109.4            | 93.6                         | May 2021       |  |
|                          | 6          | 106.9        | 107.7          | 105.4                                     | 105.8                   | 110.5            | 92.6                         | Jun.           |  |
|                          | 7          | 106.1        | 106.5          | 104.7                                     | 104.3                   | 109.3            | 106.0                        | Jul.           |  |
|                          | 8          | 105.3        | 105.3          | 103.5                                     | 101.8                   | 110.3            | 98.5                         | Aug.           |  |
|                          | 9          | 107.3        | 107.7          | 104.0                                     | 104.1                   | 121.6            | 90.8                         | Sep.           |  |
|                          | 10         | 107.0        | 107.1          | 105.2                                     | 105.4                   | 109.4            | 106.6                        | Oct.           |  |
|                          | 11         | 107.9        | 107.8          | 104.6                                     | 104.3                   | 114.5            | 109.7                        | Nov.           |  |
|                          | 12         | 110.4        | 109.3          | 105.9                                     | 105.9                   | 116.2            | 119.4                        | Dec.           |  |
|                          | 2022年 1月   | 109.2        | 109.4          | 108.7                                     | 105.5                   | 113.2            | 101.1                        | Jan. 2022      |  |
|                          | 2          | 107.7        | 108.6          | 106.3                                     | 104.2                   | 114.8            | 95.5                         | Feb.           |  |
|                          | 3          | 109.3        | 109.9          | 108.0                                     | 106.2                   | 115.3            | 100.3                        | Mar.           |  |
|                          | 4          | 109.7        | 109.8          | 106.5                                     | 105.3                   | 117.4            | 106.6                        | Apr.           |  |
| 5                        | 110.9      | 111.3        | 108.4          | 105.8                                     | 119.0                   | 102.3            | May                          |                |  |
| 6                        | 110.5      | 110.8        | 108.0          | 106.2                                     | 116.5                   | 108.1            | Jun.                         |                |  |
| 7                        | 110.2      | 110.7        | 107.5          | 105.8                                     | 117.4                   | 106.4            | Jul.                         |                |  |
| 前期(月)比増減率(%)             | 2021年 4～6月 | ▲0.4         | ▲0.5           | ▲0.9                                      | ▲0.4                    | ▲0.5             | 0.0                          | Q2 2021        | Percentage change from the previous month/term (%) |
|                          | 7～9        | ▲0.4         | ▲0.7           | ▲1.0                                      | ▲1.8                    | 3.0              | 2.5                          | Q3             |  |
|                          | 10～12      | 2.1          | 1.5            | 1.1                                       | 1.7                     | ▲0.3             | 13.7                         | Q4             |  |
|                          | 2022年 1～3月 | 0.3          | 1.1            | 2.4                                       | 0.1                     | 0.9              | ▲11.5                        | Q1 2022        |  |
|                          | 4～6        | 1.6          | 1.2            | ▲0.1                                      | 0.5                     | 2.8              | 6.8                          | Q2             |  |
|                          | 2021年 5月   | ▲0.9         | ▲0.6           | 0.3                                       | ▲1.1                    | ▲1.7             | ▲8.1                         | May 2021       |  |
|                          | 6          | 0.8          | 0.9            | 0.1                                       | 1.2                     | 1.0              | ▲1.1                         | Jun.           |  |
|                          | 7          | ▲0.7         | ▲1.1           | ▲0.7                                      | ▲1.4                    | ▲1.1             | 14.5                         | Jul.           |  |
|                          | 8          | ▲0.8         | ▲1.1           | ▲1.1                                      | ▲2.4                    | 0.9              | ▲7.1                         | Aug.           |  |
|                          | 9          | 1.9          | 2.3            | 0.5                                       | 2.3                     | 10.2             | ▲7.8                         | Sep.           |  |
|                          | 10         | ▲0.3         | ▲0.6           | 1.2                                       | 1.2                     | ▲10.0            | 17.4                         | Oct.           |  |
|                          | 11         | 0.8          | 0.7            | ▲0.6                                      | ▲1.0                    | 4.7              | 2.9                          | Nov.           |  |
|                          | 12         | 2.3          | 1.4            | 1.2                                       | 1.5                     | 1.5              | 8.8                          | Dec.           |  |
|                          | 2022年 1月   | ▲1.1         | 0.1            | 2.6                                       | ▲0.4                    | ▲2.6             | ▲15.3                        | Jan. 2022      |  |
|                          | 2          | ▲1.4         | ▲0.7           | ▲2.2                                      | ▲1.2                    | 1.4              | ▲5.5                         | Feb.           |  |
|                          | 3          | 1.5          | 1.2            | 1.6                                       | 1.9                     | 0.4              | 5.0                          | Mar.           |  |
|                          | 4          | 0.4          | ▲0.1           | ▲1.4                                      | ▲0.8                    | 1.8              | 6.3                          | Apr.           |  |
| 5                        | 1.1        | 1.4          | 1.8            | 0.5                                       | 1.4                     | ▲4.0             | May                          |                |  |
| 6                        | ▲0.4       | ▲0.4         | ▲0.4           | 0.4                                       | ▲2.1                    | 5.7              | Jun.                         |                |  |
| 7                        | ▲0.3       | ▲0.1         | ▲0.5           | ▲0.4                                      | 0.8                     | ▲1.6             | Jul.                         |                |  |

## (3) 経済産業局別季節調整指数及び前期(月)比増減率

(3) Seasonal adjustment indices by regional bureaus of METI and the percentage change from the previous month/term

|                                  | 年 月              | 北海道<br>Hokkaido | 東北<br>Tohoku | 関東<br>Kanto | 中部<br>Chubu | 近畿<br>Kansai | 中国<br>Chugoku | 四国<br>Shikoku | 九州・沖縄<br>Kyushu<br>・Okinawa | Year<br>and<br>Month |      |
|----------------------------------|------------------|-----------------|--------------|-------------|-------------|--------------|---------------|---------------|-----------------------------|----------------------|------|
| 季節調整指数<br>(西暦2015年<br>  <br>100) | 2021年 4～6月       | 104.4           | 101.7        | 105.3       | 102.3       | 108.0        | 110.9         | 106.5         | 116.5                       | Q2                   | 2021 |
|                                  | 7～9              | 105.2           | 100.8        | 104.9       | 102.8       | 108.8        | 109.5         | 106.1         | 115.1                       | Q3                   |      |
|                                  | 10～12            | 105.9           | 102.2        | 106.6       | 105.3       | 111.2        | 113.0         | 108.2         | 118.6                       | Q4                   |      |
|                                  | 2022年 1～3月       | 108.3           | 103.1        | 107.3       | 104.0       | 111.5        | 112.1         | 108.3         | 118.1                       | Q1                   | 2022 |
|                                  | 4～6              | 109.2           | 105.0        | 108.4       | 106.0       | 113.9        | 113.3         | 110.2         | 119.9                       | Q2                   |      |
|                                  | 2021年 5月         | 103.1           | 100.9        | 104.9       | 101.8       | 106.9        | 110.2         | 106.0         | 115.5                       | May                  | 2021 |
|                                  | 6                | 105.0           | 102.1        | 105.5       | 102.7       | 108.3        | 111.0         | 107.1         | 115.6                       | Jun.                 |      |
|                                  | 7                | 104.8           | 100.8        | 104.6       | 103.1       | 108.6        | 110.7         | 106.7         | 115.7                       | Jul.                 |      |
|                                  | 8                | 104.7           | 99.7         | 104.3       | 102.0       | 107.8        | 107.0         | 103.6         | 112.9                       | Aug.                 |      |
|                                  | 9                | 106.2           | 102.0        | 105.9       | 103.2       | 110.1        | 110.8         | 108.1         | 116.6                       | Sep.                 |      |
|                                  | 10               | 105.1           | 101.1        | 105.6       | 103.9       | 109.1        | 111.4         | 107.7         | 117.2                       | Oct.                 |      |
|                                  | 11               | 105.6           | 102.1        | 106.1       | 104.1       | 110.0        | 112.9         | 108.0         | 118.1                       | Nov.                 |      |
|                                  | 12               | 107.0           | 103.4        | 108.0       | 108.0       | 114.6        | 114.8         | 108.8         | 120.6                       | Dec.                 |      |
|                                  | 2022年 1月         | 108.0           | 103.9        | 107.4       | 104.7       | 112.4        | 113.0         | 109.1         | 118.8                       | Jan.                 | 2022 |
|                                  | 2                | 108.1           | 102.2        | 106.7       | 102.5       | 109.7        | 111.0         | 106.6         | 116.5                       | Feb.                 |      |
|                                  | 3                | 108.7           | 103.3        | 107.7       | 104.8       | 112.4        | 112.4         | 109.2         | 118.9                       | Mar.                 |      |
|                                  | 4                | 109.5           | 104.8        | 107.7       | 107.4       | 113.4        | 111.1         | 108.8         | 118.4                       | Apr.                 |      |
|                                  | 5                | 109.6           | 105.8        | 108.6       | 106.0       | 115.0        | 114.1         | 111.3         | 120.9                       | May                  |      |
|                                  | 6                | 108.4           | 104.5        | 108.9       | 104.6       | 113.4        | 114.7         | 110.5         | 120.5                       | Jun.                 |      |
|                                  | 7                | 109.3           | 104.8        | 109.4       | 103.0       | 113.5        | 113.8         | 109.7         | 120.1                       | Jul.                 |      |
|                                  | 前期(月)比増減率<br>(%) | 2021年 4～6月      | ▲0.5         | ▲1.3        | ▲0.3        | ▲0.5         | ▲1.0          | 0.5           | ▲0.7                        | 0.2                  | Q2   |
| 7～9                              |                  | 0.8             | ▲0.9         | ▲0.4        | 0.5         | 0.7          | ▲1.3          | ▲0.4          | ▲1.2                        | Q3                   |      |
| 10～12                            |                  | 0.7             | 1.4          | 1.6         | 2.4         | 2.2          | 3.2           | 2.0           | 3.0                         | Q4                   |      |
| 2022年 1～3月                       |                  | 2.3             | 0.9          | 0.7         | ▲1.2        | 0.3          | ▲0.8          | 0.1           | ▲0.4                        | Q1                   | 2022 |
| 4～6                              |                  | 0.8             | 1.8          | 1.0         | 1.9         | 2.2          | 1.1           | 1.8           | 1.5                         | Q2                   |      |
| 2021年 5月                         |                  | ▲2.0            | ▲1.1         | ▲0.5        | ▲0.6        | ▲1.7         | ▲1.1          | ▲0.5          | ▲2.4                        | May                  | 2021 |
| 6                                |                  | 1.8             | 1.2          | 0.6         | 0.9         | 1.3          | 0.7           | 1.0           | 0.1                         | Jun.                 |      |
| 7                                |                  | ▲0.2            | ▲1.3         | ▲0.9        | 0.4         | 0.3          | ▲0.3          | ▲0.4          | 0.1                         | Jul.                 |      |
| 8                                |                  | ▲0.1            | ▲1.1         | ▲0.3        | ▲1.1        | ▲0.7         | ▲3.3          | ▲2.9          | ▲2.4                        | Aug.                 |      |
| 9                                |                  | 1.4             | 2.3          | 1.5         | 1.2         | 2.1          | 3.6           | 4.3           | 3.3                         | Sep.                 |      |
| 10                               |                  | ▲1.0            | ▲0.9         | ▲0.3        | 0.7         | ▲0.9         | 0.5           | ▲0.4          | 0.5                         | Oct.                 |      |
| 11                               |                  | 0.5             | 1.0          | 0.5         | 0.2         | 0.8          | 1.3           | 0.3           | 0.8                         | Nov.                 |      |
| 12                               |                  | 1.3             | 1.3          | 1.8         | 3.7         | 4.2          | 1.7           | 0.7           | 2.1                         | Dec.                 |      |
| 2022年 1月                         |                  | 0.9             | 0.5          | ▲0.6        | ▲3.1        | ▲1.9         | ▲1.6          | 0.3           | ▲1.5                        | Jan.                 | 2022 |
| 2                                |                  | 0.1             | ▲1.6         | ▲0.7        | ▲2.1        | ▲2.4         | ▲1.8          | ▲2.3          | ▲1.9                        | Feb.                 |      |
| 3                                |                  | 0.6             | 1.1          | 0.9         | 2.2         | 2.5          | 1.3           | 2.4           | 2.1                         | Mar.                 |      |
| 4                                |                  | 0.7             | 1.5          | 0.0         | 2.5         | 0.9          | ▲1.2          | ▲0.4          | ▲0.4                        | Apr.                 |      |
| 5                                |                  | 0.1             | 1.0          | 0.8         | ▲1.3        | 1.4          | 2.7           | 2.3           | 2.1                         | May                  |      |
| 6                                |                  | ▲1.1            | ▲1.2         | 0.3         | ▲1.3        | ▲1.4         | 0.5           | ▲0.7          | ▲0.3                        | Jun.                 |      |
| 7                                |                  | 0.8             | 0.3          | 0.5         | ▲1.5        | 0.1          | ▲0.8          | ▲0.7          | ▲0.3                        | Jul.                 |      |

第11表 コンビニエンスストア経済産業局別販売額等及び前年（度・同期・同月）比増減率

Table 11 Sales value of convenience stores by regional bureaus of METI and the percentage change from the same month/term of the previous year

| 年 月        | 北海道<br>Hokkaido       |                       | 東北<br>Tohoku          |                       | 関東<br>Kanto           |                       | 中部<br>Chubu           |                       | 近畿<br>Kansai          |       | Year<br>and<br>Month |
|------------|-----------------------|-----------------------|-----------------------|-----------------------|-----------------------|-----------------------|-----------------------|-----------------------|-----------------------|-------|----------------------|
|            | 店舗数<br>Establishments | 店舗数<br>Establishments | 店舗数<br>Establishments | 店舗数<br>Establishments | 店舗数<br>Establishments | 店舗数<br>Establishments | 店舗数<br>Establishments | 店舗数<br>Establishments | 店舗数<br>Establishments |       |                      |
| 2019年      | 582,578               | 3,007                 | 825,895               | 4,108                 | 5,416,537             | 23,614                | 1,247,910             | 6,183                 | 1,835,429             | 8,667 | C Y 2019             |
| 2020       | 565,689               | 2,999                 | 795,357               | 4,115                 | 5,166,887             | 23,601                | 1,184,803             | 6,199                 | 1,735,218             | 8,630 | 2020                 |
| 2021       | 569,353               | 3,003                 | 795,777               | 4,127                 | 5,208,203             | 23,464                | 1,194,563             | 6,166                 | 1,762,099             | 8,679 | 2021                 |
| 2019年度     | 582,414               | 2,993                 | 824,358               | 4,101                 | 5,421,460             | 23,533                | 1,242,217             | 6,177                 | 1,829,723             | 8,618 | F Y 2019             |
| 2020       | 562,664               | 2,998                 | 792,039               | 4,121                 | 5,120,159             | 23,498                | 1,175,076             | 6,176                 | 1,724,713             | 8,592 | 2020                 |
| 2021       | 573,792               | 3,001                 | 796,344               | 4,119                 | 5,228,399             | 23,468                | 1,198,942             | 6,153                 | 1,771,466             | 8,655 | 2021                 |
| 2021年 4～6月 | 139,737               | 3,002                 | 197,369               | 4,123                 | 1,295,529             | 23,494                | 292,770               | 6,179                 | 431,815               | 8,594 | Q2 2021              |
| 7～9        | 153,686               | 3,005                 | 208,787               | 4,132                 | 1,356,609             | 23,500                | 312,207               | 6,177                 | 459,343               | 8,635 | Q3                   |
| 10～12      | 144,200               | 3,003                 | 201,334               | 4,127                 | 1,325,168             | 23,464                | 308,415               | 6,166                 | 455,292               | 8,679 | Q4                   |
| 2022年 1～3月 | 136,169               | 3,001                 | 188,854               | 4,119                 | 1,251,093             | 23,468                | 285,550               | 6,153                 | 425,016               | 8,655 | Q1 2022              |
| 4～6        | 146,125               | 2,998                 | 203,925               | 4,109                 | 1,334,283             | 23,450                | 303,371               | 6,153                 | 455,121               | 8,663 | Q2                   |
| 2021年 5月   | 46,516                | 2,999                 | 66,260                | 4,127                 | 434,482               | 23,496                | 98,238                | 6,176                 | 143,559               | 8,596 | May 2021             |
| 6          | 47,679                | 3,002                 | 66,492                | 4,123                 | 434,157               | 23,494                | 97,822                | 6,179                 | 144,999               | 8,594 | Jun                  |
| 7          | 52,550                | 3,004                 | 71,377                | 4,132                 | 462,178               | 23,512                | 107,863               | 6,178                 | 156,579               | 8,601 | Jul                  |
| 8          | 51,299                | 3,007                 | 69,818                | 4,133                 | 452,403               | 23,508                | 103,666               | 6,181                 | 152,248               | 8,613 | Aug                  |
| 9          | 49,837                | 3,005                 | 67,592                | 4,132                 | 442,028               | 23,500                | 100,678               | 6,177                 | 150,516               | 8,635 | Sep                  |
| 10         | 47,553                | 3,004                 | 66,518                | 4,137                 | 438,194               | 23,495                | 102,052               | 6,176                 | 149,502               | 8,654 | Oct                  |
| 11         | 45,687                | 3,000                 | 64,159                | 4,132                 | 423,510               | 23,479                | 96,991                | 6,171                 | 143,800               | 8,666 | Nov                  |
| 12         | 50,960                | 3,003                 | 70,657                | 4,127                 | 463,464               | 23,464                | 109,372               | 6,166                 | 161,990               | 8,679 | Dec                  |
| 2022年 1月   | 46,133                | 3,004                 | 64,362                | 4,125                 | 420,189               | 23,467                | 97,125                | 6,160                 | 143,760               | 8,679 | Jan 2022             |
| 2          | 42,612                | 2,999                 | 58,442                | 4,123                 | 388,020               | 23,480                | 87,963                | 6,164                 | 130,623               | 8,667 | Feb                  |
| 3          | 47,424                | 3,001                 | 66,050                | 4,119                 | 442,884               | 23,468                | 100,462               | 6,153                 | 150,633               | 8,655 | Mar                  |
| 4          | 47,300                | 3,000                 | 66,514                | 4,118                 | 437,150               | 23,473                | 101,336               | 6,151                 | 149,512               | 8,664 | Apr                  |
| 5          | 49,093                | 2,998                 | 68,808                | 4,108                 | 445,950               | 23,454                | 100,938               | 6,153                 | 152,343               | 8,669 | May                  |
| 6          | 49,732                | 2,998                 | 68,603                | 4,109                 | 451,183               | 23,450                | 101,097               | 6,153                 | 153,266               | 8,663 | Jun                  |
| 7          | 54,511                | 3,001                 | 73,852                | 4,112                 | 481,500               | 23,455                | 107,277               | 6,153                 | 162,814               | 8,664 | Jul                  |
| 2019年      | 2.0                   | ▲0.4                  | 0.9                   | 0.2                   | 1.6                   | ▲0.1                  | 0.9                   | ▲0.6                  | 2.6                   | ▲0.5  | C Y 2019             |
| 2020       | ▲2.9                  | ▲0.3                  | ▲3.7                  | 0.2                   | ▲4.6                  | ▲0.1                  | ▲5.1                  | 0.3                   | ▲5.5                  | ▲0.4  | 2020                 |
| 2021       | 0.6                   | 0.1                   | 0.1                   | 0.3                   | 0.9                   | ▲0.0                  | 0.9                   | ▲0.1                  | 1.7                   | 1.1   | 2021                 |
| 2019年度     | 1.6                   | ▲0.6                  | 0.4                   | ▲0.2                  | 1.2                   | ▲0.5                  | ▲0.1                  | ▲0.8                  | 1.4                   | ▲0.9  | F Y 2019             |
| 2020       | ▲3.4                  | 0.2                   | ▲3.9                  | 0.5                   | ▲5.5                  | 0.4                   | ▲5.4                  | 0.4                   | ▲5.7                  | 0.2   | 2020                 |
| 2021       | 2.0                   | 0.1                   | 0.5                   | ▲0.0                  | 2.3                   | ▲0.1                  | 2.2                   | ▲0.4                  | 2.9                   | 0.7   | 2021                 |
| 2021年 4～6月 | 2.3                   | 0.2                   | 2.6                   | 0.5                   | 4.8                   | 0.3                   | 3.7                   | 0.3                   | 5.6                   | 0.4   | Q2 2021              |
| 7～9        | 1.5                   | 0.2                   | 0.0                   | 0.6                   | 1.6                   | 0.3                   | 3.0                   | 0.1                   | 3.1                   | 0.7   | Q3                   |
| 10～12      | 0.9                   | 0.1                   | ▲0.7                  | 0.3                   | 1.1                   | ▲0.0                  | 0.4                   | ▲0.1                  | 0.7                   | 1.1   | Q4                   |
| 2022年 1～3月 | 3.4                   | 0.1                   | 0.3                   | ▲0.0                  | 1.7                   | ▲0.1                  | 1.6                   | ▲0.4                  | 2.4                   | 0.7   | Q1 2022              |
| 4～6        | 4.6                   | ▲0.1                  | 3.3                   | ▲0.3                  | 3.0                   | ▲0.2                  | 3.6                   | ▲0.4                  | 5.4                   | 0.8   | Q2                   |
| 2021年 5月   | 1.9                   | 0.2                   | 2.8                   | 0.7                   | 5.3                   | 0.4                   | 4.0                   | 0.4                   | 5.3                   | 0.4   | May 2021             |
| 6          | 0.5                   | 0.2                   | ▲0.7                  | 0.5                   | 1.7                   | 0.3                   | 1.1                   | 0.3                   | 2.6                   | 0.4   | Jun                  |
| 7          | 4.8                   | 0.4                   | 4.2                   | 0.6                   | 5.6                   | 0.4                   | 8.3                   | 0.2                   | 7.0                   | 0.5   | Jul                  |
| 8          | ▲0.3                  | 0.3                   | ▲3.3                  | 0.7                   | ▲1.6                  | 0.3                   | ▲0.2                  | 0.1                   | 0.1                   | 0.5   | Aug                  |
| 9          | ▲0.1                  | 0.2                   | ▲0.6                  | 0.6                   | 0.9                   | 0.3                   | 0.9                   | 0.1                   | 2.3                   | 0.7   | Sep                  |
| 10         | ▲0.4                  | 0.2                   | ▲2.4                  | 0.7                   | 0.4                   | 0.2                   | ▲2.6                  | 0.1                   | ▲1.8                  | 0.8   | Oct                  |
| 11         | 0.3                   | 0.1                   | ▲1.1                  | 0.5                   | ▲0.2                  | 0.0                   | ▲1.9                  | 0.0                   | ▲2.7                  | 0.9   | Nov                  |
| 12         | 2.9                   | 0.1                   | 1.4                   | 0.3                   | 2.9                   | ▲0.0                  | 5.5                   | ▲0.1                  | 6.4                   | 1.1   | Dec                  |
| 2022年 1月   | 3.8                   | 0.1                   | 1.7                   | 0.2                   | 2.2                   | ▲0.0                  | 3.7                   | ▲0.2                  | 4.3                   | 1.0   | Jan 2022             |
| 2          | 3.3                   | 0.0                   | ▲1.2                  | 0.1                   | 1.1                   | ▲0.0                  | ▲0.6                  | ▲0.1                  | 0.4                   | 0.9   | Feb                  |
| 3          | 3.0                   | 0.1                   | 0.3                   | ▲0.0                  | 1.8                   | ▲0.1                  | 1.7                   | ▲0.4                  | 2.3                   | 0.7   | Mar                  |
| 4          | 3.9                   | 0.1                   | 2.9                   | ▲0.1                  | 2.4                   | ▲0.1                  | 4.8                   | ▲0.5                  | 4.4                   | 0.7   | Apr                  |
| 5          | 5.5                   | ▲0.0                  | 3.8                   | ▲0.5                  | 2.6                   | ▲0.2                  | 2.7                   | ▲0.4                  | 6.1                   | 0.8   | May                  |
| 6          | 4.3                   | ▲0.1                  | 3.2                   | ▲0.3                  | 3.9                   | ▲0.2                  | 3.3                   | ▲0.4                  | 5.7                   | 0.8   | Jun                  |
| 7          | 3.7                   | ▲0.1                  | 3.5                   | ▲0.5                  | 4.2                   | ▲0.2                  | ▲0.5                  | ▲0.4                  | 4.0                   | 0.7   | Jul                  |

注1：2016年9月分から「九州・沖縄」を合算して掲載している。

注2：前年（度、同期、同月）比増減率は、ギャップを調整するリンク係数（付表参照）で処理した数値で計算している。

Note1: Figures for "Kyushu・Okinawa" are to be released from September, 2016, as the sum of "Kyushu" and "Okinawa"

Note2: The percentage change from the same month/term of the previous year is calculated using the linked coefficient to adjust for discrepancies Refer to the Appendix table

(続き)

第11表 コンビニエンスストア経済産業局別販売額等及び前年(度・同期・同月)比増減率

Table 11 Sales value of convenience stores by regional bureaus of METI and the percentage change from the same month/term of the previous year

| 年 月        | 中国<br>Chugoku         |                       | 四国<br>Shikoku         |                       | 九州<br>Kyushu          |                       | 沖縄<br>Okinawa         |                       | 九州・沖縄<br>Kyushu・Okinawa |       | Year<br>and<br>Month |
|------------|-----------------------|-----------------------|-----------------------|-----------------------|-----------------------|-----------------------|-----------------------|-----------------------|-------------------------|-------|----------------------|
|            | 店舗数<br>Establishments | 店舗数<br>Establishments | 店舗数<br>Establishments | 店舗数<br>Establishments | 店舗数<br>Establishments | 店舗数<br>Establishments | 店舗数<br>Establishments | 店舗数<br>Establishments | 店舗数<br>Establishments   |       |                      |
| 2019年      | 652,669               | 3,125                 | 293,173               | 1,600                 | x                     | 5,604                 | x                     | 594                   | 1,329,952               | 6,198 | C Y 2019             |
| 2020       | 629,316               | 3,144                 | 280,816               | 1,607                 | 1,151,120             | 5,606                 | 133,082               | 641                   | 1,284,202               | 6,247 | 2020                 |
| 2021       | 636,344               | 3,067                 | 284,048               | 1,602                 | 1,167,636             | 5,555                 | 142,066               | 689                   | 1,309,702               | 6,244 | 2021                 |
| 2019年度     | 652,082               | 3,124                 | 292,714               | 1,599                 | x                     | 5,581                 | x                     | 608                   | 1,329,816               | 6,189 | F Y 2019             |
| 2020       | 626,631               | 3,009                 | 279,284               | 1,601                 | 1,146,600             | 5,526                 | 132,822               | 657                   | 1,279,422               | 6,183 | 2020                 |
| 2021       | 636,757               | 3,070                 | 284,729               | 1,597                 | 1,171,261             | 5,547                 | 142,603               | 710                   | 1,313,864               | 6,257 | 2021                 |
| 2021年 4～6月 | 157,512               | 3,063                 | 69,920                | 1,600                 | 286,344               | 5,552                 | 37,260                | 668                   | 323,604                 | 6,220 | Q2 2021              |
| 7～9月       | 163,742               | 3,062                 | 73,946                | 1,599                 | 301,160               | 5,550                 | 35,273                | 682                   | 336,433                 | 6,232 | Q3                   |
| 10～12月     | 164,351               | 3,067                 | 72,442                | 1,602                 | 302,153               | 5,555                 | 36,159                | 689                   | 338,312                 | 6,244 | Q4                   |
| 2022年 1～3月 | 151,152               | 3,070                 | 68,421                | 1,597                 | 281,604               | 5,547                 | 33,911                | 710                   | 315,515                 | 6,257 | Q1 2022              |
| 4～6月       | 161,028               | 3,072                 | 72,325                | 1,598                 | 296,975               | 5,544                 | 36,135                | 712                   | 333,110                 | 6,256 | Q2                   |
| 2021年 5月   | 52,656                | 3,064                 | 23,453                | 1,599                 | 95,536                | 5,551                 | 12,725                | 666                   | 108,261                 | 6,217 | May 2021             |
| 6月         | 52,273                | 3,063                 | 23,367                | 1,600                 | 95,294                | 5,552                 | 10,995                | 668                   | 106,289                 | 6,220 | Jun                  |
| 7月         | 56,716                | 3,065                 | 25,132                | 1,601                 | 104,124               | 5,555                 | 11,884                | 677                   | 116,008                 | 6,232 | Jul                  |
| 8月         | 53,985                | 3,061                 | 24,582                | 1,599                 | 99,184                | 5,552                 | 11,891                | 680                   | 111,075                 | 6,232 | Aug                  |
| 9月         | 53,041                | 3,062                 | 24,232                | 1,599                 | 97,852                | 5,550                 | 11,498                | 682                   | 109,350                 | 6,232 | Sep                  |
| 10月        | 53,850                | 3,060                 | 23,987                | 1,601                 | 99,240                | 5,555                 | 11,820                | 685                   | 111,060                 | 6,240 | Oct                  |
| 11月        | 52,624                | 3,063                 | 23,172                | 1,601                 | 95,803                | 5,556                 | 11,483                | 686                   | 107,286                 | 6,242 | Nov                  |
| 12月        | 57,877                | 3,067                 | 25,283                | 1,602                 | 107,110               | 5,555                 | 12,856                | 689                   | 119,966                 | 6,244 | Dec                  |
| 2022年 1月   | 51,206                | 3,074                 | 23,398                | 1,599                 | 96,010                | 5,558                 | 11,486                | 695                   | 107,496                 | 6,253 | Jan 2022             |
| 2月         | 46,707                | 3,061                 | 21,000                | 1,599                 | 86,333                | 5,549                 | 10,407                | 711                   | 96,740                  | 6,260 | Feb                  |
| 3月         | 53,239                | 3,070                 | 24,023                | 1,597                 | 99,261                | 5,547                 | 12,018                | 710                   | 111,279                 | 6,257 | Mar                  |
| 4月         | 52,586                | 3,072                 | 23,641                | 1,598                 | 97,447                | 5,556                 | 11,834                | 710                   | 109,281                 | 6,266 | Apr                  |
| 5月         | 53,918                | 3,074                 | 24,399                | 1,597                 | 100,322               | 5,552                 | 12,076                | 711                   | 112,398                 | 6,263 | May                  |
| 6月         | 54,524                | 3,072                 | 24,285                | 1,598                 | 99,206                | 5,544                 | 12,225                | 712                   | 111,431                 | 6,256 | Jun                  |
| 7月         | 58,105                | 3,073                 | 25,937                | 1,599                 | 107,002               | 5,550                 | 13,391                | 714                   | 120,393                 | 6,264 | Jul                  |
| 2019年      | 2.0                   | 0.6                   | 1.1                   | ▲0.9                  | x                     | ▲0.0                  | x                     | 6.6                   | 2.0                     | 0.6   | C Y 2019             |
| 2020       | ▲3.6                  | 0.6                   | ▲4.2                  | 0.4                   | x                     | 0.0                   | x                     | 7.9                   | ▲3.4                    | 0.8   | 2020                 |
| 2021       | 3.0                   | 1.7                   | 1.2                   | ▲0.3                  | 2.0                   | 0.5                   | 6.8                   | 7.5                   | 2.5                     | 1.2   | 2021                 |
| 2019年度     | 1.1                   | 0.3                   | 0.5                   | ▲0.6                  | x                     | ▲0.4                  | x                     | 9.2                   | 1.3                     | 0.4   | F Y 2019             |
| 2020       | ▲3.7                  | 0.4                   | ▲4.6                  | 0.1                   | x                     | 0.4                   | x                     | 8.1                   | ▲3.7                    | 1.2   | 2020                 |
| 2021       | 3.6                   | 2.0                   | 1.9                   | ▲0.2                  | 2.7                   | 0.4                   | 7.4                   | 8.1                   | 3.2                     | 1.2   | 2021                 |
| 2021年 4～6月 | 8.0                   | 1.8                   | 4.5                   | ▲0.1                  | 6.2                   | 0.8                   | 20.3                  | 8.6                   | 7.6                     | 1.6   | Q2 2021              |
| 7～9月       | 3.2                   | 1.7                   | 1.5                   | ▲0.2                  | 2.1                   | 0.4                   | 4.1                   | 8.4                   | 2.3                     | 1.3   | Q3                   |
| 10～12月     | 2.0                   | 1.7                   | 0.9                   | ▲0.3                  | 1.2                   | 0.5                   | 4.5                   | 7.5                   | 1.5                     | 1.2   | Q4                   |
| 2022年 1～3月 | 1.7                   | 2.0                   | 1.0                   | ▲0.2                  | 1.7                   | 0.4                   | 1.6                   | 8.1                   | 1.7                     | 1.2   | Q1 2022              |
| 4～6月       | 2.2                   | 0.3                   | 3.4                   | ▲0.1                  | 3.7                   | ▲0.1                  | ▲3.0                  | 6.6                   | 2.9                     | 0.6   | Q2                   |
| 2021年 5月   | 8.5                   | 2.0                   | 5.4                   | ▲0.4                  | 6.0                   | 0.7                   | 25.2                  | 8.3                   | 7.9                     | 1.5   | May 2021             |
| 6月         | 4.2                   | 1.8                   | 1.3                   | ▲0.1                  | 2.1                   | 0.8                   | ▲0.2                  | 8.6                   | 1.9                     | 1.6   | Jun                  |
| 7月         | 8.4                   | 1.9                   | 5.0                   | 0.1                   | 6.7                   | 0.7                   | 0.8                   | 8.8                   | 6.1                     | 1.5   | Jul                  |
| 8月         | ▲0.7                  | 1.7                   | ▲2.2                  | ▲0.2                  | ▲1.7                  | 0.5                   | 4.9                   | 8.3                   | ▲1.1                    | 1.3   | Aug                  |
| 9月         | 2.0                   | 1.7                   | 2.0                   | ▲0.2                  | 1.3                   | 0.4                   | 7.0                   | 8.4                   | 1.9                     | 1.3   | Sep                  |
| 10月        | 1.1                   | 1.5                   | 2.3                   | 0.0                   | 2.4                   | 0.5                   | 3.1                   | 8.4                   | 2.5                     | 1.3   | Oct                  |
| 11月        | ▲0.6                  | 1.6                   | ▲1.9                  | ▲0.2                  | ▲2.2                  | 0.5                   | 1.0                   | 7.5                   | ▲1.9                    | 1.2   | Nov                  |
| 12月        | 5.3                   | 1.7                   | 2.2                   | ▲0.3                  | 3.3                   | 0.5                   | 9.3                   | 7.5                   | 3.9                     | 1.2   | Dec                  |
| 2022年 1月   | 3.8                   | 2.2                   | 2.9                   | ▲0.4                  | 3.6                   | 0.7                   | 2.7                   | 7.4                   | 3.5                     | 1.4   | Jan 2022             |
| 2月         | 0.5                   | 2.6                   | ▲1.3                  | ▲0.1                  | 0.4                   | 0.5                   | ▲3.2                  | 8.4                   | 0.0                     | 1.3   | Feb                  |
| 3月         | 0.8                   | 2.0                   | 1.3                   | ▲0.2                  | 1.1                   | 0.4                   | 5.0                   | 8.1                   | 1.5                     | 1.2   | Mar                  |
| 4月         | 0.0                   | 0.5                   | 2.3                   | ▲0.1                  | 2.0                   | 0.3                   | ▲12.6                 | 7.3                   | 0.2                     | 1.0   | Apr                  |
| 5月         | 2.4                   | 0.3                   | 4.0                   | ▲0.1                  | 5.0                   | 0.0                   | ▲5.1                  | 6.8                   | 3.8                     | 0.7   | May                  |
| 6月         | 4.3                   | 0.3                   | 3.9                   | ▲0.1                  | 4.1                   | ▲0.1                  | 11.2                  | 6.6                   | 4.8                     | 0.6   | Jun                  |
| 7月         | 2.4                   | 0.3                   | 3.2                   | ▲0.1                  | 2.8                   | ▲0.1                  | 12.7                  | 5.5                   | 3.8                     | 0.5   | Jul                  |

注1: 2016年9月分から「九州・沖縄」を合算して掲載している。

注2: 前年(度・同期・同月)比増減率は、ギャップを調整するリンク係数(付表参照)で処理した数値で計算している。

Note1: Figures for "Kyushu・Okinawa" are to be released from September, 2016, as the sum of "Kyushu" and "Okinawa"

Note2: The percentage change from the same month/term of the previous year is calculated using the linked coefficient to adjust for discrepancies Refer to the Appendix table

# 第12表 コンビニエンスストア都道府県別販売額等及び前年同月比増減率

Table 12 Convenience stores sales value and the percentage change from the same month of the previous year by prefecture

(単位:百万円、店) (million yen)

| 都道府県<br>Prefecture | 販売額・サービス売上高<br>Sales value of Goods and Services |  | 店舗数<br>Number of establishments |  |
|--------------------|--|--|---------------------------------|--|
|                    |  | 前年同月比<br>増減率<br>Percentage change from the same month of the previous year |                                 | 前年同月比<br>増減率<br>Percentage change from the same month of the previous year |
| 北海道 Hokkaido       | 54,511   | 3.7  | 3,001                           | ▲0.1   |
| 青森 Aomori          | 9,393  | 2.6  | 611                             | ▲0.5   |
| 岩手 Iwate           | 9,247  | 2.3  | 543                             | ▲0.4   |
| 宮城 Miyagi          | 21,424   | 3.3  | 1,169                           | 0.2  |
| 秋田 Akita           | 7,321  | 7.7  | 451                             | ▲0.7   |
| 山形 Yamagata        | 7,838  | 3.4  | 442                             | ▲0.9   |
| 福島 Fukushima       | 18,629   | 3.1  | 896                             | ▲1.1   |
| 茨城 Ibaraki         | 27,428   | 4.7  | 1,401                           | ▲1.7   |
| 栃木 Tochigi         | 18,183   | 4.8  | 923                             | 0.0  |
| 群馬 Gunma           | 16,755   | 3.8  | 903                             | ▲0.1   |
| 埼玉 Saitama         | 58,604   | 3.9  | 2,875                           | 0.1  |
| 千葉 Chiba           | 55,627   | 4.0  | 2,647                           | 0.4  |
| 東京 Tokyo           | 153,472  | 4.7  | 7,120                           | ▲0.3   |
| 神奈川 Kanagawa       | 77,696   | 3.6  | 3,634                           | 0.0  |
| 新潟 Niigata         | 16,065   | 3.7  | 893                             | ▲0.6   |
| 富山 Toyama          | 7,866  | 3.0  | 476                             | ▲1.0   |
| 石川 Ishikawa        | 8,266  | 2.1  | 494                             | ▲1.0   |
| 福井 Fukui           | 5,744  | ▲2.8   | 334                             | ▲0.3   |
| 山梨 Yamanashi       | 8,444  | 5.3  | 453                             | ▲1.3   |
| 長野 Nagano          | 17,444   | 3.9  | 928                             | ▲0.9   |
| 岐阜 Gifu            | 13,830   | ▲10.1  | 848                             | ▲0.1   |
| 静岡 Shizuoka        | 31,782   | 3.5  | 1,678                           | ▲0.4   |
| 愛知 Aichi           | 63,405   | 1.8  | 3,545                           | ▲0.3   |
| 三重 Mie             | 13,910   | ▲3.7   | 790                             | ▲0.5   |
| 滋賀 Shiga           | 10,320   | 3.1  | 545                             | ▲2.0   |
| 京都 Kyoto           | 19,381   | 4.8  | 1,056                           | ▲0.2   |
| 大阪 Osaka           | 75,298   | 5.5  | 3,918                           | 1.6  |
| 兵庫 Hyogo           | 37,937   | 4.3  | 1,989                           | 1.5  |
| 奈良 Nara            | 7,921  | 3.1  | 449                             | ▲2.4   |
| 和歌山 Wakayama       | 6,213  | ▲8.5   | 373                             | ▲0.5   |
| 鳥取 Tottori         | 4,172  | ▲2.6   | 254                             | 0.4  |
| 島根 Shimane         | 4,902  | ▲6.5   | 268                             | ▲0.7   |
| 岡山 Okayama         | 14,743   | 3.5  | 808                             | 0.7  |
| 広島 Hiroshima       | 23,018   | 4.0  | 1,194                           | 0.8  |
| 山口 Yamaguchi       | 11,270   | 4.3  | 549                             | ▲1.1   |
| 徳島 Tokushima       | 5,151  | 3.4  | 322                             | 0.3  |
| 香川 Kagawa          | 6,742  | 3.8  | 407                             | ▲0.2   |
| 愛媛 Ehime           | 9,123  | 3.4  | 584                             | 0.0  |
| 高知 Kochi           | 4,921  | 1.8  | 286                             | ▲0.7   |
| 福岡 Fukuoka         | 46,093   | 2.5  | 2,269                           | ▲0.4   |
| 佐賀 Saga            | 6,981  | 4.4  | 359                             | 0.3  |
| 長崎 Nagasaki        | 9,833  | 0.2  | 529                             | 0.4  |
| 熊本 Kumamoto        | 14,777   | 0.3  | 771                             | ▲0.9   |
| 大分 Oita            | 9,194  | 4.1  | 513                             | ▲0.2   |
| 宮崎 Miyazaki        | 8,310  | 5.7  | 438                             | 0.7  |
| 鹿児島 Kagoshima      | 11,814   | 5.1  | 671                             | 0.8  |
| 沖縄 Okinawa         | 13,391   | 12.7   | 714                             | 5.5  |

第13表 家電大型専門店商品別販売額等及び前年（度、同期、同月）比増減率

Table13 Large-scale speciality retailers for home electric appliances sales value by goods and the percentage change from the same month/term of the previous year

| 年月         | 商品販売額<br>Sales of goods | A V家電                         |                                    |                                   | 情報家電                   |           |                         | 通信家電<br>Communication appliances | カメラ類<br>Cameras |
|------------|-------------------------|-------------------------------|------------------------------------|-----------------------------------|------------------------|-----------|-------------------------|----------------------------------|-----------------|
|            |                         | Audio visual home electronics | ビジュアル家電<br>Visual home electronics | オーディオ家電<br>Audio home electronics | Information appliances | 情報家電本体    |                         |                                  |                 |
|            |                         |                               |                                    |                                   |                        | Main unit | 情報家電周辺機器<br>Peripherals |                                  |                 |
| 2019年      | 4,545,374               | 652,708                       | -                                  | -                                 | 987,617                | -         | -                       | 333,794                          | 163,551         |
| 2020       | 4,792,759               | 717,538                       | -                                  | -                                 | 1,111,807              | -         | -                       | 294,536                          | 115,792         |
| 2021       | 4,686,672               | 668,014                       | 511,392                            | 156,622                           | 1,052,817              | 542,032   | 510,785                 | 328,306                          | 110,646         |
| 2019年度     | 4,521,130               | 660,266                       | -                                  | -                                 | 1,008,342              | -         | -                       | 306,632                          | 153,790         |
| 2020       | 4,917,211               | 724,322                       | -                                  | -                                 | 1,143,258              | -         | -                       | 305,215                          | 113,072         |
| 2021       | 4,687,947               | 658,986                       | 505,255                            | 153,731                           | 1,036,868              | 528,250   | 508,618                 | 345,387                          | 108,804         |
| 2021年 4～6月 | 1,115,329               | 149,626                       | 113,700                            | 35,926                            | 244,896                | 128,093   | 116,803                 | 71,707                           | 25,363          |
| 7～9        | 1,167,032               | 170,028                       | 132,841                            | 37,187                            | 225,635                | 110,668   | 114,967                 | 76,011                           | 25,552          |
| 10～12      | 1,181,821               | 172,063                       | 130,933                            | 41,130                            | 273,039                | 131,485   | 141,554                 | 91,155                           | 30,378          |
| 2022年 1～3月 | 1,223,765               | 167,269                       | 127,781                            | 39,488                            | 293,298                | 158,004   | 135,294                 | 106,514                          | 27,511          |
| 4～6        | 1,120,893               | 135,238                       | 100,165                            | 35,073                            | 227,063                | 113,757   | 113,306                 | 77,237                           | 28,195          |
| 2021年 5月   | 383,002                 | 49,824                        | 37,959                             | 11,865                            | 80,474                 | 42,198    | 38,276                  | 24,729                           | 8,264           |
| 6          | 379,463                 | 51,765                        | 39,998                             | 11,767                            | 73,214                 | 36,940    | 36,274                  | 20,408                           | 8,013           |
| 7          | 442,195                 | 64,025                        | 51,313                             | 12,712                            | 76,785                 | 37,378    | 39,407                  | 23,306                           | 9,283           |
| 8          | 369,736                 | 51,434                        | 39,381                             | 12,053                            | 73,565                 | 36,079    | 37,486                  | 23,550                           | 7,288           |
| 9          | 355,101                 | 54,569                        | 42,147                             | 12,422                            | 75,285                 | 37,211    | 38,074                  | 29,155                           | 8,981           |
| 10         | 351,096                 | 48,987                        | 37,115                             | 11,872                            | 77,451                 | 39,448    | 38,003                  | 33,813                           | 9,936           |
| 11         | 357,890                 | 50,668                        | 38,837                             | 11,831                            | 81,090                 | 38,513    | 42,577                  | 27,234                           | 8,998           |
| 12         | 472,835                 | 72,408                        | 54,981                             | 17,427                            | 114,498                | 53,524    | 60,974                  | 30,108                           | 11,444          |
| 2022年 1月   | 423,524                 | 61,428                        | 46,948                             | 14,480                            | 96,486                 | 50,794    | 45,692                  | 30,838                           | 8,932           |
| 2          | 346,598                 | 46,796                        | 35,402                             | 11,394                            | 82,672                 | 43,157    | 39,515                  | 28,573                           | 7,749           |
| 3          | 453,643                 | 59,045                        | 45,431                             | 13,614                            | 114,140                | 64,053    | 50,087                  | 47,103                           | 10,830          |
| 4          | 357,823                 | 45,040                        | 33,519                             | 11,521                            | 84,276                 | 44,007    | 40,269                  | 26,952                           | 9,407           |
| 5          | 370,420                 | 45,659                        | 33,391                             | 12,268                            | 72,651                 | 35,646    | 37,005                  | 26,752                           | 9,547           |
| 6          | 392,650                 | 44,539                        | 33,255                             | 11,284                            | 70,136                 | 34,104    | 36,032                  | 23,533                           | 9,241           |
| 7          | 427,561                 | 50,545                        | 38,730                             | 11,815                            | 77,843                 | 39,605    | 38,238                  | 28,250                           | 9,934           |
| 2019年      | 3.5                     | 7.0                           | -                                  | -                                 | 4.3                    | -         | -                       | ▲5.6                             | ▲10.3           |
| 2020       | 5.1                     | 9.3                           | -                                  | -                                 | 12.6                   | -         | -                       | ▲11.8                            | ▲29.3           |
| 2021       | ▲2.3                    | ▲7.0                          | -                                  | -                                 | ▲5.3                   | -         | -                       | 11.5                             | ▲4.5            |
| 2019年度     | 2.2                     | 7.6                           | -                                  | -                                 | 6.0                    | -         | -                       | ▲14.9                            | ▲13.5           |
| 2020       | 8.4                     | 9.0                           | -                                  | -                                 | 13.4                   | -         | -                       | ▲0.5                             | ▲26.6           |
| 2021       | ▲4.7                    | ▲9.0                          | -                                  | -                                 | ▲9.3                   | -         | -                       | 13.2                             | ▲3.8            |
| 2021年 4～6月 | ▲3.8                    | ▲8.2                          | -                                  | -                                 | ▲11.9                  | -         | -                       | 24.2                             | 34.7            |
| 7～9        | ▲8.5                    | ▲10.1                         | -                                  | -                                 | ▲11.6                  | -         | -                       | 15.7                             | ▲19.3           |
| 10～12      | ▲6.2                    | ▲12.2                         | -                                  | -                                 | ▲9.2                   | -         | -                       | ▲1.3                             | ▲8.5            |
| 2022年 1～3月 | 0.1                     | ▲5.1                          | ▲4.6                               | ▲6.8                              | ▲5.2                   | ▲8.0      | ▲1.6                    | 19.1                             | ▲6.3            |
| 4～6        | 0.5                     | ▲9.6                          | ▲11.9                              | ▲2.4                              | ▲7.3                   | ▲11.2     | ▲3.0                    | 7.7                              | 11.2            |
| 2021年 5月   | 0.9                     | ▲3.3                          | -                                  | -                                 | ▲13.0                  | -         | -                       | 26.7                             | 52.0            |
| 6          | ▲19.7                   | ▲21.5                         | -                                  | -                                 | ▲14.6                  | -         | -                       | ▲7.2                             | ▲7.8            |
| 7          | ▲2.9                    | ▲7.6                          | -                                  | -                                 | ▲12.5                  | -         | -                       | 2.6                              | ▲10.8           |
| 8          | ▲18.3                   | ▲16.1                         | -                                  | -                                 | ▲16.2                  | -         | -                       | 4.9                              | ▲24.1           |
| 9          | ▲3.3                    | ▲6.9                          | -                                  | -                                 | ▲5.4                   | -         | -                       | 42.1                             | ▲23.1           |
| 10         | 1.9                     | ▲4.5                          | -                                  | -                                 | ▲1.4                   | -         | -                       | 36.3                             | ▲11.0           |
| 11         | ▲10.6                   | ▲12.6                         | -                                  | -                                 | ▲11.8                  | -         | -                       | ▲25.6                            | ▲13.8           |
| 12         | ▲8.3                    | ▲16.4                         | -                                  | -                                 | ▲12.1                  | -         | -                       | ▲2.7                             | ▲1.5            |
| 2022年 1月   | ▲1.7                    | ▲4.6                          | ▲3.1                               | ▲9.2                              | ▲6.9                   | ▲10.6     | ▲2.5                    | 2.2                              | 2.6             |
| 2          | ▲0.8                    | ▲8.3                          | ▲8.3                               | ▲8.2                              | ▲3.1                   | ▲5.4      | ▲0.3                    | 17.3                             | ▲10.0           |
| 3          | 2.6                     | ▲3.0                          | ▲3.0                               | ▲3.0                              | ▲5.1                   | ▲7.6      | ▲1.7                    | 35.0                             | ▲10.0           |
| 4          | 1.4                     | ▲6.2                          | ▲6.2                               | ▲6.3                              | ▲7.6                   | ▲10.1     | ▲4.7                    | 1.4                              | 3.5             |
| 5          | ▲3.3                    | ▲8.4                          | ▲12.0                              | 3.4                               | ▲9.7                   | ▲15.5     | ▲3.3                    | 8.2                              | 15.5            |
| 6          | 3.5                     | ▲14.0                         | ▲16.9                              | ▲4.1                              | ▲4.2                   | ▲7.7      | ▲0.7                    | 15.3                             | 15.3            |
| 7          | ▲3.3                    | ▲21.1                         | ▲24.5                              | ▲7.1                              | 1.4                    | 6.0       | ▲3.0                    | 21.2                             | 7.0             |

注：前年（度、同期、同月）比増減率は、ギャップを調整するリンク係数（付表参照）で処理した数値で計算している。

Note: The percentage change from the same month/term of the previous year is calculated using the linked coefficient to adjust for discrepancies. Refer to the appendix table.



| 生活家電<br>Home electric appliances | 生活家電                         |                            |                                 |                             | その他           |                             |               | 店舗数<br>(店)<br>Number of establishments | Year and Month |
|----------------------------------|------------------------------|----------------------------|---------------------------------|-----------------------------|---------------|-----------------------------|---------------|--|----------------|
|                                  | 家事家電<br>household appliances | 調理家電<br>Cooking appliances | 理美容家電<br>Beauty home appliances | 季節家電<br>Seasonal appliances | その他<br>Others | 住宅設備家電<br>Housing equipment | その他<br>Others |  |                |
| 1,937,729                        | -                            | -                          | -                               | -                           | 469,975       | -                           | -             | 2,547                                  | C Y 2019       |
| 2,089,628                        | -                            | -                          | -                               | -                           | 463,458       | -                           | -             | 2,566                                  | 2020           |
| 2,019,291                        | 596,008                      | 647,405                    | 184,387                         | 591,491                     | 507,598       | 101,140                     | 406,458       | 2,633                                  | 2021           |
| 1,923,986                        | -                            | -                          | -                               | -                           | 468,114       | -                           | -             | 2,546                                  | F Y 2019       |
| 2,154,761                        | -                            | -                          | -                               | -                           | 476,583       | -                           | -             | 2,571                                  | 2020           |
| 2,027,734                        | 600,562                      | 653,191                    | 183,138                         | 590,843                     | 510,168       | 102,008                     | 408,160       | 2,642                                  | 2021           |
| 504,597                          | 139,031                      | 148,631                    | 44,115                          | 172,820                     | 119,140       | 21,671                      | 97,469        | 2,590                                  | Q2 2021        |
| 542,768                          | 148,978                      | 174,261                    | 45,220                          | 174,309                     | 127,038       | 24,265                      | 102,773       | 2,611                                  | Q3             |
| 478,402                          | 147,240                      | 156,682                    | 47,054                          | 127,426                     | 136,784       | 28,681                      | 108,103       | 2,633                                  | Q4             |
| 501,967                          | 165,313                      | 173,617                    | 46,749                          | 116,288                     | 127,206       | 27,391                      | 99,815        | 2,642                                  | Q1 2022        |
| 526,091                          | 136,778                      | 152,267                    | 40,878                          | 196,168                     | 127,069       | 24,433                      | 102,636       | 2,663                                  | Q2             |
| 180,061                          | 48,881                       | 50,370                     | 15,501                          | 65,309                      | 39,650        | 7,184                       | 32,466        | 2,590                                  | May 2021       |
| 185,016                          | 45,742                       | 52,059                     | 15,316                          | 71,899                      | 41,047        | 7,097                       | 33,950        | 2,590                                  | Jun            |
| 222,792                          | 51,675                       | 62,443                     | 15,498                          | 93,176                      | 46,004        | 8,032                       | 37,972        | 2,614                                  | Jul            |
| 172,512                          | 49,245                       | 56,636                     | 14,520                          | 52,111                      | 41,387        | 7,818                       | 33,569        | 2,607                                  | Aug            |
| 147,464                          | 48,058                       | 55,182                     | 15,202                          | 29,022                      | 39,647        | 8,415                       | 31,232        | 2,611                                  | Sep            |
| 140,896                          | 43,905                       | 48,751                     | 13,516                          | 34,724                      | 40,013        | 8,693                       | 31,320        | 2,615                                  | Oct            |
| 148,067                          | 45,206                       | 48,457                     | 13,595                          | 40,809                      | 41,833        | 9,106                       | 32,727        | 2,625                                  | Nov            |
| 189,439                          | 58,129                       | 59,474                     | 19,943                          | 51,893                      | 54,938        | 10,882                      | 44,056        | 2,633                                  | Dec            |
| 181,213                          | 58,683                       | 59,506                     | 17,780                          | 45,244                      | 44,627        | 9,606                       | 35,021        | 2,636                                  | Jan 2022       |
| 142,782                          | 46,940                       | 49,514                     | 13,134                          | 33,194                      | 38,026        | 8,164                       | 29,862        | 2,639                                  | Feb            |
| 177,972                          | 59,690                       | 64,597                     | 15,835                          | 37,850                      | 44,553        | 9,621                       | 34,932        | 2,642                                  | Mar            |
| 151,283                          | 45,606                       | 48,145                     | 12,871                          | 44,661                      | 40,865        | 8,498                       | 32,367        | 2,653                                  | Apr            |
| 174,250                          | 46,441                       | 49,957                     | 14,013                          | 63,839                      | 41,561        | 7,887                       | 33,674        | 2,659                                  | May            |
| 200,558                          | 44,731                       | 54,165                     | 13,994                          | 87,668                      | 44,643        | 8,048                       | 36,595        | 2,663                                  | Jun            |
| 212,709                          | 53,457                       | 64,451                     | 15,261                          | 79,540                      | 48,280        | 9,095                       | 39,185        | 2,665                                  | Jul            |
| 4.8                              | -                            | -                          | -                               | -                           | 4.7           | -                           | -             | 2.0                                    | C Y 2019       |
| 7.5                              | -                            | -                          | -                               | -                           | ▲2.2          | -                           | -             | 0.5                                    | 2020           |
| ▲3.4                             | -                            | -                          | -                               | -                           | 9.4           | -                           | -             | 2.6                                    | 2021           |
| 3.2                              | -                            | -                          | -                               | -                           | 3.0           | -                           | -             | 1.8                                    | F Y 2019       |
| 11.6                             | -                            | -                          | -                               | -                           | 0.9           | -                           | -             | 1.0                                    | 2020           |
| ▲5.9                             | -                            | -                          | -                               | -                           | 7.0           | -                           | -             | 2.8                                    | 2021           |
| ▲6.5                             | -                            | -                          | -                               | -                           | 16.1          | -                           | -             | 1.0                                    | Q2 2021        |
| ▲11.2                            | -                            | -                          | -                               | -                           | 4.0           | -                           | -             | 2.0                                    | Q3             |
| ▲6.3                             | -                            | -                          | -                               | -                           | 7.5           | -                           | -             | 2.6                                    | Q4             |
| 1.7                              | 2.8                          | 3.4                        | ▲2.6                            | ▲0.6                        | 2.1           | 3.3                         | 1.7           | 2.8                                    | Q1 2022        |
| 4.3                              | ▲1.6                         | 2.4                        | ▲7.3                            | 13.5                        | 6.7           | 12.7                        | 5.3           | 2.8                                    | Q2             |
| 1.7                              | -                            | -                          | -                               | -                           | 18.7          | -                           | -             | 1.4                                    | May 2021       |
| ▲26.1                            | -                            | -                          | -                               | -                           | 2.7           | -                           | -             | 1.0                                    | Jun            |
| 0.0                              | -                            | -                          | -                               | -                           | 8.1           | -                           | -             | 1.9                                    | Jul            |
| ▲25.1                            | -                            | -                          | -                               | -                           | 1.4           | -                           | -             | 1.7                                    | Aug            |
| ▲6.6                             | -                            | -                          | -                               | -                           | 2.3           | -                           | -             | 2.0                                    | Sep            |
| ▲0.1                             | -                            | -                          | -                               | -                           | 6.3           | -                           | -             | 2.4                                    | Oct            |
| ▲10.2                            | -                            | -                          | -                               | -                           | 8.4           | -                           | -             | 2.5                                    | Nov            |
| ▲7.6                             | -                            | -                          | -                               | -                           | 7.7           | -                           | -             | 2.6                                    | Dec            |
| 0.9                              | 6.1                          | 5.1                        | ▲1.9                            | ▲8.9                        | 1.0           | 0.3                         | 1.1           | 2.8                                    | Jan 2022       |
| ▲0.2                             | ▲1.5                         | ▲1.9                       | ▲4.6                            | 6.4                         | 2.6           | 1.6                         | 2.9           | 2.9                                    | Feb            |
| 4.2                              | 3.2                          | 6.3                        | ▲1.7                            | 4.9                         | 2.7           | 7.9                         | 1.4           | 2.8                                    | Mar            |
| 8.4                              | 2.7                          | 4.2                        | ▲3.2                            | 25.4                        | 6.3           | 15.0                        | 4.2           | 2.7                                    | Apr            |
| ▲3.2                             | ▲5.0                         | ▲0.8                       | ▲9.6                            | ▲2.3                        | 4.8           | 9.8                         | 3.7           | 2.7                                    | May            |
| 8.4                              | ▲2.2                         | 4.0                        | ▲8.6                            | 21.9                        | 8.8           | 13.4                        | 7.8           | 2.8                                    | Jun            |
| ▲4.5                             | 3.4                          | 3.2                        | ▲1.5                            | ▲14.6                       | 4.9           | 13.2                        | 3.2           | 2.0                                    | Jul            |

Sales value (million yen)

Percentage change from the same month/term of the previous year (%)



第15表 家電大型専門店都道府県別販売額等及び前年同月比増減率

Table15 Large-scale speciality retailers for home electric appliances sales value by prefectures and the percentage change from the same month of the previous year

(単位:百万円、店、%) (million yen)

| 都道府県<br>Prefecture |           | 販売額<br>Sales value |  | 店舗数<br>Number of establishments |  |
|--------------------|-----------|--------------------|--|---------------------------------|--|
|                    |           |                    | 前年同月比増減率<br>percentage change from the same month of the previous year |                                 | 前年同月比増減率<br>percentage change from the same month of the previous year |
| 北海道                | Hokkaido  |                    |  |                                 |  |
| 青森                 | Aomori    | 2,566              | ▲6.6   | 21                              | 0.0  |
| 岩手                 | Iwate     | 2,619              | ▲4.2   | 27                              | 0.0  |
| 宮城                 | Miyagi    | 6,514              | ▲6.1   | 41                              | 0.0  |
| 秋田                 | Akita     | 2,255              | ▲2.2   | 24                              | 4.3  |
| 山形                 | Yamagata  | 2,190              | ▲6.0   | 23                              | 0.0  |
| 福島                 | Fukushima | 4,763              | ▲6.4   | 39                              | 0.0  |
| 茨城                 | Ibaraki   | 7,936              | ▲10.2  | 60                              | 0.0  |
| 栃木                 | Tochigi   | 10,260             | 11.7   | 44                              | ▲2.2   |
| 群馬                 | Gunma     | 10,651             | 10.2   | 41                              | 5.1  |
| 埼玉                 | Saitama   | 20,659             | ▲4.7   | 147                             | 3.5  |
| 千葉                 | Chiba     | 17,193             | ▲8.1   | 128                             | 4.1  |
| 東京                 | Tokyo     | 81,439             | 1.5  | 186                             | 1.1  |
| 神奈川                | Kanagawa  | 30,475             | ▲1.5   | 145                             | 2.8  |
| 新潟                 | Niigata   | 6,375              | ▲8.6   | 68                              | ▲1.4   |
| 富山                 | Toyama    | 3,107              | ▲8.9   | 35                              | 2.9  |
| 石川                 | Ishikawa  | 3,336              | ▲7.2   | 30                              | 11.1   |
| 福井                 | Fukui     | 2,244              | ▲7.9   | 18                              | 0.0  |
| 山梨                 | Yamanashi | 2,083              | ▲2.3   | 19                              | 0.0  |
| 長野                 | Nagano    | 5,214              | ▲1.9   | 46                              | 7.0  |
| 岐阜                 | Gifu      | 5,152              | ▲9.7   | 46                              | 0.0  |
| 静岡                 | Shizuoka  | 10,428             | ▲2.4   | 93                              | 2.2  |
| 愛知                 | Aichi     | 23,741             | ▲6.8   | 162                             | 2.5  |
| 三重                 | Mie       | 4,948              | ▲7.0   | 47                              | 0.0  |
| 滋賀                 | Shiga     | 4,196              | ▲7.6   | 41                              | 0.0  |
| 京都                 | Kyoto     | 8,563              | ▲10.1  | 55                              | 0.0  |
| 大阪                 | Osaka     | 42,139             | ▲2.9   | 174                             | 4.8  |
| 兵庫                 | Hyogo     | 17,158             | ▲6.5   | 129                             | 2.4  |
| 奈良                 | Nara      | 4,311              | ▲5.8   | 34                              | 0.0  |
| 和歌山                | Wakayama  | 2,854              | ▲5.1   | 26                              | 0.0  |
| 鳥取                 | Tottori   | 1,485              | ▲6.5   | 14                              | 7.7  |
| 島根                 | Shimane   | 1,861              | ▲0.6   | 18                              | 5.9  |
| 岡山                 | Okayama   | 5,736              | ▲6.3   | 50                              | 0.0  |
| 広島                 | Hiroshima | 10,181             | ▲3.6   | 63                              | 3.3  |
| 山口                 | Yamaguchi | 3,950              | ▲1.6   | 35                              | 0.0  |
| 徳島                 | Tokushima | 1,879              | ▲6.7   | 16                              | 0.0  |
| 香川                 | Kagawa    | 2,786              | ▲5.6   | 29                              | 0.0  |
| 愛媛                 | Ehime     | 3,558              | ▲5.9   | 29                              | 0.0  |
| 高知                 | Kochi     | 1,404              | ▲7.4   | 14                              | 0.0  |
| 福岡                 | Fukuoka   | 14,338             | ▲4.9   | 124                             | 2.5  |
| 佐賀                 | Saga      | 1,786              | ▲0.5   | 24                              | 0.0  |
| 長崎                 | Nagasaki  | 2,624              | ▲0.8   | 28                              | 0.0  |
| 熊本                 | Kumamoto  | 4,397              | 3.2  | 53                              | 1.9  |
| 大分                 | Oita      | 2,880              | ▲2.9   | 34                              | 0.0  |
| 宮崎                 | Miyazaki  | 2,563              | ▲3.8   | 28                              | 3.7  |
| 鹿児島                | Kagoshima | 3,505              | 1.0  | 32                              | 0.0  |
| 沖縄                 | Okinawa   | 4,292              | ▲1.7   | 33                              | 3.1  |

注:前年同月比増減率は、ギャップを調整するリンク係数(付表参照)で処理した数値で計算している。

Note:The percentage change from the same month/term of the previous year is calculated using the linked coefficient to adjust for discrepancies. Refer to the appendix table

第16表 ドラッグストア商品別販売額等及び前年（度、同期、同月）比増減率

Table16 Drugstore sales value by goods and the percentage change from the same month/term of the previous year

| 年 月         | 商品販売額<br>Sales of goods | 調剤医薬品                                    | OTC<br>医薬品                           | ヘルスケア用品<br>(衛生用品)・介護・<br>ベビー  | 健康食品         | ビューティ<br>ケア (化粧品<br>・小物)                        | トイレタ<br>リー     | 家庭用品・日<br>用消耗品・<br>ペット用品                                  | 食品        | その他     | 店舗数<br>(店)<br>Number of<br>establishments | Year<br>and<br>Month |
|-------------|-------------------------|--|--------------------------------------|---|--------------|---|----------------|---|-----------|---------|---|----------------------|
|             |                         | Dispensing<br>pharmaceutical<br>products | Over the counter<br>medical products | Health care (sanitary<br>goods), nursing care,<br>and baby products | Health foods | Beauty care<br>(cosmetic products<br>and goods) | Toiletry goods | Household utensils,<br>daily necessities, pet<br>products | Food      | Others  |   |                      |
| 2019 年      | 6,835,625               | 552,460                                  | 900,222                              | 432,996   | 221,759      | 1,008,208                                       | 628,686        | 1,027,487   | 1,942,024 | 121,783 | 16,422                                    | C Y 2019             |
| 2020        | 7,284,078               | 595,498                                  | 890,608                              | 548,711   | 226,388      | 903,560   | 654,550        | 1,147,189   | 2,183,409 | 134,165 | 17,000                                    | 2020                 |
| 2021        | 7,306,578               | 629,166                                  | 868,192                              | 506,220   | 231,004      | 905,749   | 654,044        | 1,139,957   | 2,233,844 | 138,402 | 17,622                                    | 2021                 |
| 2019 年度     | 7,009,551               | 569,237                                  | 908,890                              | 463,886   | 224,578      | 1,003,216                                       | 639,068        | 1,068,933   | 2,008,449 | 123,294 | 16,450                                    | F Y 2019             |
| 2020        | 7,234,182               | 599,159                                  | 872,678                              | 530,124   | 225,105      | 887,914   | 653,447        | 1,136,842   | 2,193,027 | 135,886 | 16,967                                    | 2020                 |
| 2021        | 7,392,237               | 644,530                                  | 871,298                              | 513,186   | 232,259      | 913,824   | 654,585        | 1,151,617   | 2,268,544 | 142,394 | 17,816                                    | 2021                 |
| 2021 年 4~6月 | 1,834,917               | 153,128                                  | 216,068                              | 124,127   | 58,288       | 232,288   | 164,513        | 288,572   | 564,158   | 33,775  | 17,234                                    | Q2 2021              |
| 7~9         | 1,880,083               | 158,079                                  | 225,119                              | 130,146   | 61,646       | 227,849   | 166,515        | 296,474   | 578,340   | 35,915  | 17,375                                    | Q3                   |
| 10~12       | 1,857,055               | 165,976                                  | 212,125                              | 126,874   | 56,856       | 232,773   | 168,392        | 292,877   | 563,897   | 37,285  | 17,622                                    | Q4                   |
| 2022 年 1~3月 | 1,820,182               | 167,347                                  | 217,986                              | 132,039   | 55,469       | 220,914   | 155,165        | 273,694   | 562,149   | 35,419  | 17,816                                    | Q1 2022              |
| 4~6         | 1,885,098               | 165,037                                  | 216,948                              | 126,809   | 59,294       | 247,489   | 154,596        | 290,280   | 587,500   | 37,145  | 18,029                                    | Q2                   |
| 2021 年 5月   | 617,765                 | 48,498                                   | 72,656                               | 42,318  | 19,711       | 77,819  | 55,334         | 97,997  | 191,709   | 11,723  | 17,172                                    | May 2021             |
| 6           | 616,961                 | 51,621                                   | 72,723                               | 41,265  | 19,801       | 77,464  | 55,929         | 98,505  | 188,514   | 11,139  | 17,234                                    | Jun                  |
| 7           | 633,371                 | 53,314                                   | 75,736                               | 42,327  | 20,730       | 80,086  | 56,989         | 100,652   | 191,639   | 11,898  | 17,296                                    | Jul                  |
| 8           | 643,558                 | 52,151                                   | 78,464                               | 45,507  | 21,435       | 76,740  | 56,686         | 101,367   | 199,085   | 12,123  | 17,331                                    | Aug                  |
| 9           | 603,154                 | 52,614                                   | 70,919                               | 42,312  | 19,481       | 71,023  | 52,840         | 94,455  | 187,616   | 11,894  | 17,375                                    | Sep                  |
| 10          | 608,052                 | 53,528                                   | 70,325                               | 41,664  | 19,275       | 73,813  | 54,499         | 95,378  | 187,935   | 11,635  | 17,472                                    | Oct                  |
| 11          | 590,880                 | 53,465                                   | 67,364                               | 40,543  | 18,322       | 73,545  | 54,092         | 92,072  | 179,423   | 12,054  | 17,555                                    | Nov                  |
| 12          | 658,123                 | 58,983                                   | 74,436                               | 44,667  | 19,259       | 85,415  | 59,801         | 105,427   | 196,539   | 13,596  | 17,622                                    | Dec                  |
| 2022 年 1月   | 617,500                 | 53,889                                   | 73,916                               | 46,391  | 18,722       | 75,813  | 54,443         | 95,657  | 185,929   | 12,740  | 17,667                                    | Jan 2022             |
| 2           | 580,203                 | 52,774                                   | 67,519                               | 43,126  | 17,892       | 67,149  | 49,592         | 86,463  | 184,385   | 11,303  | 17,706                                    | Feb                  |
| 3           | 622,479                 | 60,684                                   | 76,551                               | 42,522  | 18,855       | 77,952  | 51,130         | 91,574  | 191,835   | 11,376  | 17,816                                    | Mar                  |
| 4           | 618,920                 | 56,603                                   | 72,570                               | 41,660  | 18,949       | 81,086  | 49,942         | 93,368  | 193,015   | 11,727  | 17,891                                    | Apr                  |
| 5           | 628,392                 | 52,056                                   | 72,502                               | 42,675  | 19,885       | 82,570  | 51,670         | 97,302  | 196,795   | 12,937  | 17,984                                    | May                  |
| 6           | 637,786                 | 56,378                                   | 71,876                               | 42,474  | 20,460       | 83,833  | 52,984         | 99,610  | 197,690   | 12,481  | 18,029                                    | Jun                  |
| 7           | 676,360                 | 57,599                                   | 81,655                               | 46,914  | 22,379       | 88,429  | 55,475         | 103,941   | 206,937   | 13,031  | 18,129                                    | Jul                  |
| 2019 年      | 5.6                     | 11.1                                     | 3.4                                  | 3.2   | 3.0          | 4.1   | 3.7            | 6.2   | 7.5       | 6.9     | 5.0                                       | C Y 2019             |
| 2020        | 6.6                     | 7.8                                      | ▲1.1                                 | 26.7  | 2.1          | ▲10.4   | 4.1            | 11.6  | 12.4      | 10.2    | 3.5                                       | 2020                 |
| 2021        | 0.3                     | 5.7                                      | ▲2.5                                 | ▲7.7  | 2.0          | 0.2   | ▲0.1           | ▲0.6  | 2.3       | 3.2     | 3.7                                       | 2021                 |
| 2019 年度     | 7.1                     | 12.9                                     | 3.5                                  | 9.6   | 2.9          | 2.6   | 4.6            | 9.2   | 9.5       | 6.3     | 3.7                                       | F Y 2019             |
| 2020        | 3.2                     | 5.3                                      | ▲4.0                                 | 14.3  | 0.2          | ▲11.5   | 2.2            | 6.4   | 9.2       | 10.2    | 3.1                                       | 2020                 |
| 2021        | 2.2                     | 7.6                                      | ▲0.2                                 | ▲3.2  | 3.2          | 2.9   | 0.2            | 1.3   | 3.4       | 4.8     | 5.0                                       | 2021                 |
| 2021 年 4~6月 | ▲0.2                    | 5.7                                      | 0.1                                  | ▲5.4  | 8.2          | 6.8   | 0.1            | ▲1.6  | ▲3.1      | ▲2.1    | 3.7                                       | Q2 2021              |
| 7~9         | 1.9                     | 7.7                                      | 0.9                                  | ▲7.6  | 2.2          | 1.0   | ▲0.7           | ▲0.0  | 5.3       | 0.2     | 3.5                                       | Q3                   |
| 10~12       | 2.2                     | 6.7                                      | ▲3.1                                 | ▲4.6  | 0.3          | 0.4   | 0.9            | 2.8   | 5.5       | 9.3     | 3.7                                       | Q4                   |
| 2022 年 1~3月 | 4.9                     | 10.1                                     | 1.4                                  | 5.6   | 2.3          | 3.8   | 0.3            | 4.4   | 6.6       | 12.7    | 5.0                                       | Q1 2022              |
| 4~6         | 2.7                     | 7.8                                      | 0.4                                  | 2.2   | 1.7          | 6.5   | ▲6.0           | 0.6   | 4.1       | 10.0    | 4.6                                       | Q2                   |
| 2021 年 5月   | 1.8                     | 8.5                                      | 2.4                                  | ▲5.5  | 12.8         | 11.4  | 2.1            | 1.4   | ▲2.5      | ▲0.6    | 3.8                                       | May 2021             |
| 6           | 0.8                     | 7.5                                      | 0.2                                  | ▲9.4  | 2.9          | 1.6   | ▲0.7           | ▲0.5  | 2.7       | ▲6.0    | 3.7                                       | Jun                  |
| 7           | 2.1                     | 6.3                                      | 0.7                                  | ▲12.2   | 3.5          | 4.5   | 0.2            | ▲0.6  | 6.3       | 2.0     | 3.6                                       | Jul                  |
| 8           | 0.4                     | 7.8                                      | ▲0.6                                 | ▲7.6  | 2.8          | ▲2.2  | ▲2.6           | ▲1.7  | 4.0       | 0.8     | 3.6                                       | Aug                  |
| 9           | 3.2                     | 9.0                                      | 3.0                                  | ▲2.3  | 0.1          | 0.8   | 0.5            | 2.4   | 5.9       | ▲2.1    | 3.5                                       | Sep                  |
| 10          | 4.6                     | 4.0                                      | ▲0.8                                 | ▲1.1  | 3.0          | 1.2   | 3.6            | 6.1   | 9.2       | 9.7     | 3.6                                       | Oct                  |
| 11          | 1.1                     | 9.8                                      | ▲4.5                                 | ▲6.9  | ▲1.9         | ▲1.4  | ▲0.9           | 1.5   | 4.0       | 10.3    | 3.6                                       | Nov                  |
| 12          | 1.2                     | 6.5                                      | ▲3.9                                 | ▲5.6  | ▲0.3         | 1.2   | 0.3            | 1.0   | 3.5       | 8.0     | 3.7                                       | Dec                  |
| 2022 年 1月   | 5.7                     | 12.9                                     | 6.1                                  | 2.7   | 3.0          | 5.4   | 3.0            | 4.9   | 5.4       | 16.8    | 4.8                                       | Jan 2022             |
| 2           | 4.5                     | 7.3                                      | ▲3.1                                 | 7.1   | 3.6          | 2.1   | 1.7            | 4.5   | 7.2       | 17.7    | 4.8                                       | Feb                  |
| 3           | 4.6                     | 10.1                                     | 1.4                                  | 7.2   | 0.5          | 3.8   | ▲3.5           | 3.9   | 7.2       | 4.2     | 5.0                                       | Mar                  |
| 4           | 3.1                     | 6.8                                      | 2.7                                  | 2.8   | 0.9          | 5.3   | ▲6.2           | 1.4   | 4.9       | 7.5     | 4.7                                       | Apr                  |
| 5           | 1.7                     | 7.3                                      | ▲0.2                                 | 0.8   | 0.9          | 6.1   | ▲6.6           | ▲0.7  | 2.7       | 10.4    | 4.7                                       | May                  |
| 6           | 3.4                     | 9.2                                      | ▲1.2                                 | 2.9   | 3.3          | 8.2   | ▲5.3           | 1.1   | 4.9       | 12.0    | 4.6                                       | Jun                  |
| 7           | 6.8                     | 8.0                                      | 7.8                                  | 10.8  | 8.0          | 10.4  | ▲2.7           | 3.3   | 8.0       | 9.5     | 4.8                                       | Jul                  |

注:前年(度、同期、同月)比増減率は、ギャップを調整するリンク係数(付表参照)で処理した数値で計算している。

Note:The percentage change from the same month/term of the previous year is calculated using the linked coefficient to adjust for discrepancies Refer to the appendix table



第18表 ドラッグストア都道府県別販売額等及び前年同月比増減率

Table18 Drugstore sales value by prefectures and the percentage change from the same month of the previous year.

(単位:百万円、店、%)(million yen)

| 都道府県<br>Prefecture |           | 販売額         |  | 店舗数                      |  |
|--------------------|-----------|-------------|--|--------------------------|--|
|                    |           | Sales value | 前年同月比増減率<br>percentage change from the same month of the previous year | Number of establishments | 前年同月比増減率<br>percentage change from the same month of the previous year |
| 北海道                | Hokkaido  | 24,578      | 2.3  | 703                      | 0.9  |
| 青森                 | Aomori    | 6,446       | 8.9  | 201                      | 6.3  |
| 岩手                 | Iwate     | 9,028       | 16.9   | 246                      | 8.8  |
| 宮城                 | Miyagi    | 13,810      | 8.2  | 371                      | 4.8  |
| 秋田                 | Akita     | 4,810       | 5.3  | 160                      | 7.4  |
| 山形                 | Yamagata  | 6,381       | 7.8  | 200                      | 10.5   |
| 福島                 | Fukushima | 10,021      | 4.3  | 266                      | 8.6  |
| 茨城                 | Ibaraki   | 19,268      | 6.2  | 451                      | 5.4  |
| 栃木                 | Tochigi   | 13,603      | 6.8  | 333                      | 9.5  |
| 群馬                 | Gunma     | 12,199      | 6.1  | 348                      | 6.4  |
| 埼玉                 | Saitama   | 40,871      | 5.3  | 1,145                    | 3.4  |
| 千葉                 | Chiba     | 34,889      | 7.8  | 910                      | 4.6  |
| 東京                 | Tokyo     | 65,528      | 5.0  | 1,930                    | 2.5  |
| 神奈川                | Kanagawa  | 51,274      | 6.7  | 1,211                    | 4.3  |
| 新潟                 | Niigata   | 11,729      | 6.2  | 377                      | 5.0  |
| 富山                 | Toyama    | 8,510       | 9.7  | 216                      | 8.5  |
| 石川                 | Ishikawa  | 10,537      | 9.4  | 265                      | 8.6  |
| 福井                 | Fukui     | 7,019       | 7.7  | 183                      | 13.0   |
| 山梨                 | Yamanashi | 5,211       | 10.2   | 142                      | 8.4  |
| 長野                 | Nagano    | 8,900       | 6.2  | 258                      | 3.6  |
| 岐阜                 | Gifu      | 15,668      | 3.3  | 458                      | 2.0  |
| 静岡                 | Shizuoka  | 28,727      | 7.1  | 572                      | 6.1  |
| 愛知                 | Aichi     | 43,845      | 6.2  | 1,224                    | 5.1  |
| 三重                 | Mie       | 8,594       | 7.3  | 274                      | 4.6  |
| 滋賀                 | Shiga     | 8,360       | 14.4   | 245                      | 10.9   |
| 京都                 | Kyoto     | 11,816      | 9.6  | 343                      | 3.0  |
| 大阪                 | Osaka     | 36,807      | 6.6  | 1,064                    | 2.6  |
| 兵庫                 | Hyogo     | 24,398      | 7.0  | 683                      | 5.7  |
| 奈良                 | Nara      | 4,981       | 6.4  | 145                      | 3.6  |
| 和歌山                | Wakayama  | 3,202       | 9.5  | 104                      | 5.1  |
| 鳥取                 | Tottori   | 2,974       | 12.2   | 86                       | 13.2   |
| 島根                 | Shimane   | 3,974       | 6.6  | 83                       | 3.8  |
| 岡山                 | Okayama   | 9,420       | 11.9   | 243                      | 22.1   |
| 広島                 | Hiroshima | 13,211      | 7.2  | 337                      | 4.3  |
| 山口                 | Yamaguchi | 7,890       | 5.0  | 209                      | 3.5  |
| 徳島                 | Tokushima | 3,551       | 7.5  | 90                       | 7.1  |
| 香川                 | Kagawa    | 5,092       | 9.2  | 134                      | 3.9  |
| 愛媛                 | Ehime     | 9,225       | 9.2  | 260                      | 5.7  |
| 高知                 | Kochi     | 3,368       | 8.3  | 99                       | 4.2  |
| 福岡                 | Fukuoka   | 25,598      | 6.5  | 626                      | 4.2  |
| 佐賀                 | Saga      | 4,184       | 3.4  | 86                       | 0.0  |
| 長崎                 | Nagasaki  | 6,063       | 9.8  | 136                      | 7.9  |
| 熊本                 | Kumamoto  | 8,613       | 6.7  | 177                      | 1.1  |
| 大分                 | Oita      | 5,998       | 8.5  | 126                      | 5.9  |
| 宮崎                 | Miyazaki  | 5,923       | 5.7  | 127                      | 0.8  |
| 鹿児島                | Kagoshima | 7,930       | 8.5  | 209                      | 5.0  |
| 沖縄                 | Okinawa   | 2,336       | 7.6  | 73                       | ▲1.4   |

注:前年同月比増減率は、ギャップを調整するリンク係数(付表参照)で処理した数値で計算している。

Note:The percentage change from the same month/term of the previous year is calculated using the linked coefficient to adjust for discrepancies Refer to the appendix table

第19表 ホームセンター商品別販売額等及び前年（度、同期、同月）比増減率

Table19 Home improvement stores sales value by goods and the percentage change from the same month/term of the previous year

| 年月         | 商品販売額<br>sales of goods | D I Y用具・素材                | 電気                  | インテリア     | 家庭用品・日用品                                 | 園芸・エクステリア               | ペット・ペット用品            | カー用品・アウトドア                     | オフィス・カルチャー                  | その他     | 店舗数<br>(店) | Year and Month |
|------------|-------------------------|---------------------------|---------------------|-----------|--|-------------------------|----------------------|--------------------------------|-----------------------------|---------|------------|----------------|
|            |                         | D I Y tools and materials | Electric appliances | Interiors | Household utensils and daily necessities | Gardening and exteriors | Pet and pet products | Car supplies and outdoor goods | Office products and hobbies | Others  |            |                |
| 2019年      | 3,274,756               | 719,539                   | 220,062             | 225,272   | 712,717                                  | 476,228                 | 255,638              | 167,436                        | 162,669                     | 335,195 | 4,357      | C Y 2019       |
| 2020       | 3,496,352               | 787,068                   | 242,196             | 243,633   | 767,597                                  | 526,023                 | 276,667              | 168,263                        | 148,326                     | 336,579 | 4,420      | 2020           |
| 2021       | 3,390,495               | 783,731                   | 231,078             | 225,878   | 714,633                                  | 537,256                 | 284,676              | 164,741                        | 144,421                     | 304,081 | 4,377      | 2021           |
| 2019年度     | 3,301,042               | 724,941                   | 218,834             | 224,297   | 731,418                                  | 477,843                 | 259,422              | 166,681                        | 159,922                     | 337,684 | 4,356      | F Y 2019       |
| 2020       | 3,521,117               | 803,993                   | 249,215             | 247,073   | 756,934                                  | 540,654                 | 280,585              | 169,444                        | 147,781                     | 325,438 | 4,356      | 2020           |
| 2021       | 3,368,306               | 777,189                   | 228,544             | 221,610   | 709,504                                  | 532,429                 | 282,902              | 163,770                        | 141,366                     | 310,992 | 4,393      | 2021           |
| 2021年 4～6月 | 908,890                 | 207,216                   | 46,747              | 57,550    | 183,312                                  | 193,842                 | 72,145               | 45,281                         | 32,989                      | 69,808  | 4,360      | Q2 2021        |
| 7～9        | 836,487                 | 190,907                   | 54,355              | 54,398    | 184,840                                  | 131,163                 | 74,550               | 46,057                         | 31,616                      | 68,601  | 4,367      | Q3             |
| 10～12      | 880,687                 | 203,960                   | 73,929              | 62,454    | 184,699                                  | 116,085                 | 73,036               | 38,033                         | 41,870                      | 86,621  | 4,377      | Q4             |
| 2022年 1～3月 | 742,242                 | 175,106                   | 53,513              | 47,208    | 156,653                                  | 91,339                  | 63,171               | 34,399                         | 34,891                      | 85,962  | 4,393      | Q1 2022        |
| 4～6        | 889,760                 | 201,689                   | 46,371              | 52,791    | 179,833                                  | 193,665                 | 69,034               | 45,693                         | 31,743                      | 68,941  | 4,405      | Q2             |
| 2021年 5月   | 322,632                 | 73,147                    | 15,848              | 20,723    | 63,309                                   | 74,546                  | 25,312               | 16,067                         | 10,199                      | 23,481  | 4,362      | May 2021       |
| 6          | 282,982                 | 65,201                    | 16,388              | 17,952    | 61,338                                   | 52,730                  | 23,843               | 12,945                         | 9,936                       | 22,649  | 4,360      | Jun            |
| 7          | 293,950                 | 65,503                    | 21,550              | 19,915    | 65,257                                   | 44,348                  | 25,282               | 17,672                         | 10,586                      | 23,837  | 4,368      | Jul            |
| 8          | 277,169                 | 61,979                    | 17,926              | 17,944    | 62,633                                   | 41,225                  | 25,428               | 16,012                         | 10,416                      | 23,606  | 4,367      | Aug            |
| 9          | 265,368                 | 63,425                    | 14,879              | 16,539    | 56,950                                   | 45,590                  | 23,840               | 12,373                         | 10,614                      | 21,158  | 4,367      | Sep            |
| 10         | 279,682                 | 66,895                    | 20,428              | 20,057    | 56,987                                   | 42,244                  | 24,568               | 12,407                         | 11,536                      | 24,560  | 4,368      | Oct            |
| 11         | 270,846                 | 66,353                    | 22,185              | 18,444    | 55,115                                   | 36,693                  | 22,936               | 11,613                         | 12,635                      | 24,872  | 4,373      | Nov            |
| 12         | 330,159                 | 70,712                    | 31,316              | 23,953    | 72,597                                   | 37,148                  | 25,532               | 14,013                         | 17,699                      | 37,189  | 4,377      | Dec            |
| 2022年 1月   | 250,537                 | 58,530                    | 22,530              | 17,005    | 53,453                                   | 22,785                  | 21,997               | 11,313                         | 12,146                      | 30,778  | 4,379      | Jan 2022       |
| 2          | 224,618                 | 53,660                    | 15,579              | 13,518    | 48,115                                   | 24,500                  | 20,106               | 9,260                          | 10,142                      | 29,738  | 4,380      | Feb            |
| 3          | 267,087                 | 62,916                    | 15,404              | 16,685    | 55,085                                   | 44,054                  | 21,068               | 13,826                         | 12,603                      | 25,446  | 4,393      | Mar            |
| 4          | 298,608                 | 67,808                    | 14,283              | 17,701    | 58,600                                   | 66,265                  | 22,324               | 16,418                         | 12,084                      | 23,125  | 4,405      | Apr            |
| 5          | 310,094                 | 68,975                    | 14,387              | 17,977    | 60,567                                   | 75,234                  | 23,646               | 16,067                         | 10,077                      | 23,164  | 4,404      | May            |
| 6          | 281,058                 | 64,906                    | 17,701              | 17,113    | 60,666                                   | 52,166                  | 23,064               | 13,208                         | 9,582                       | 22,652  | 4,405      | Jun            |
| 7          | 287,444                 | 64,171                    | 20,533              | 18,591    | 64,631                                   | 43,991                  | 24,609               | 16,946                         | 10,181                      | 23,791  | 4,406      | Jul            |
| 2019年      | ▲0.3                    | 1.2                       | ▲1.7                | ▲3.0      | 0.5                                      | ▲0.7                    | 1.9                  | ▲1.5                           | ▲3.5                        | ▲1.5    | 0.3        | C Y 2019       |
| 2020       | 6.8                     | 9.4                       | 10.1                | 8.2       | 7.7                                      | 10.5                    | 8.2                  | 0.5                            | ▲8.8                        | 0.4     | 1.4        | 2020           |
| 2021       | ▲3.0                    | ▲0.4                      | ▲4.6                | ▲7.3      | ▲6.9                                     | 2.1                     | 2.9                  | ▲2.1                           | ▲2.6                        | ▲9.7    | ▲1.0       | 2021           |
| 2019年度     | 0.7                     | 1.6                       | ▲1.4                | ▲3.1      | 3.2                                      | 0.1                     | 3.1                  | ▲1.6                           | ▲4.2                        | 0.4     | 0.4        | F Y 2019       |
| 2020       | 6.7                     | 10.9                      | 13.9                | 10.2      | 3.5                                      | 13.1                    | 8.2                  | 1.7                            | ▲7.6                        | ▲3.6    | 0.0        | 2020           |
| 2021       | ▲4.3                    | ▲3.3                      | ▲8.3                | ▲10.3     | ▲6.3                                     | ▲1.5                    | 0.8                  | ▲3.3                           | ▲4.3                        | ▲4.4    | 0.8        | 2021           |
| 2021年 4～6月 | ▲4.5                    | ▲4.4                      | ▲9.1                | ▲13.5     | ▲7.2                                     | 0.2                     | 4.1                  | ▲0.7                           | 7.3                         | ▲13.4   | ▲0.3       | Q2 2021        |
| 7～9        | ▲6.8                    | ▲4.8                      | ▲10.6               | ▲12.0     | ▲9.0                                     | ▲2.4                    | 1.4                  | ▲7.9                           | ▲9.1                        | ▲12.9   | ▲0.8       | Q3             |
| 10～12      | ▲2.9                    | ▲0.5                      | ▲8.7                | ▲7.2      | ▲5.0                                     | ▲0.4                    | 0.3                  | ▲1.1                           | ▲5.5                        | ▲0.4    | ▲1.0       | Q4             |
| 2022年 1～3月 | ▲2.9                    | ▲3.6                      | ▲4.5                | ▲8.3      | ▲3.2                                     | ▲5.0                    | ▲2.7                 | ▲2.7                           | ▲8.1                        | 8.7     | 0.8        | Q1 2022        |
| 4～6        | ▲2.1                    | ▲2.7                      | ▲0.8                | ▲8.3      | ▲1.9                                     | ▲0.1                    | ▲4.3                 | 0.9                            | ▲3.8                        | ▲1.2    | 1.0        | Q2             |
| 2021年 5月   | ▲4.8                    | ▲6.4                      | ▲1.1                | ▲14.3     | ▲3.7                                     | ▲6.0                    | 8.7                  | ▲0.7                           | 9.7                         | ▲11.8   | ▲0.1       | May 2021       |
| 6          | ▲10.1                   | ▲7.0                      | ▲21.1               | ▲23.0     | ▲12.9                                    | ▲2.4                    | 0.3                  | ▲12.5                          | ▲13.0                       | ▲13.4   | ▲0.3       | Jun            |
| 7          | ▲2.4                    | ▲2.7                      | 3.4                 | ▲9.5      | ▲8.0                                     | 5.3                     | 1.1                  | 16.4                           | ▲8.6                        | ▲9.3    | ▲0.2       | Jul            |
| 8          | ▲14.0                   | ▲9.1                      | ▲21.2               | ▲20.8     | ▲14.1                                    | ▲15.2                   | ▲0.3                 | ▲25.4                          | ▲11.7                       | ▲17.0   | ▲0.5       | Aug            |
| 9          | ▲3.2                    | ▲2.5                      | ▲13.7               | ▲3.6      | ▲3.9                                     | 4.3                     | 3.6                  | ▲7.3                           | ▲6.9                        | ▲12.1   | ▲0.8       | Sep            |
| 10         | ▲0.0                    | 0.9                       | ▲1.8                | ▲4.4      | ▲1.5                                     | 1.9                     | 3.3                  | 2.1                            | ▲4.5                        | 1.2     | ▲0.8       | Oct            |
| 11         | ▲4.0                    | ▲0.4                      | ▲8.4                | ▲9.0      | ▲7.5                                     | ▲0.6                    | ▲1.2                 | ▲2.6                           | ▲6.0                        | ▲4.2    | ▲1.0       | Nov            |
| 12         | ▲4.3                    | ▲1.9                      | ▲12.8               | ▲8.0      | ▲5.6                                     | ▲2.7                    | ▲1.1                 | ▲2.6                           | ▲5.8                        | 1.3     | ▲1.0       | Dec            |
| 2022年 1月   | ▲2.6                    | ▲3.2                      | ▲9.2                | ▲6.2      | ▲3.5                                     | ▲1.3                    | 0.5                  | ▲1.3                           | ▲4.3                        | 4.9     | ▲0.3       | Jan 2022       |
| 2          | ▲4.1                    | ▲5.9                      | ▲0.9                | ▲11.3     | ▲4.0                                     | ▲13.0                   | ▲3.8                 | ▲8.5                           | ▲11.6                       | 17.2    | 0.8        | Feb            |
| 3          | ▲2.2                    | ▲1.9                      | ▲0.7                | ▲7.9      | ▲2.1                                     | ▲1.9                    | ▲4.9                 | 0.2                            | ▲8.5                        | 4.6     | 0.8        | Mar            |
| 4          | ▲1.5                    | ▲1.5                      | ▲1.6                | ▲6.2      | ▲0.1                                     | ▲0.5                    | ▲2.9                 | 0.9                            | ▲6.0                        | ▲2.3    | 1.0        | Apr            |
| 5          | ▲3.9                    | ▲5.7                      | ▲9.2                | ▲13.3     | ▲4.3                                     | 0.9                     | ▲6.6                 | 0.0                            | ▲1.2                        | ▲1.4    | 1.0        | May            |
| 6          | ▲0.7                    | ▲0.5                      | 8.0                 | ▲4.7      | ▲1.1                                     | ▲1.1                    | ▲3.3                 | 2.0                            | ▲3.6                        | 0.0     | 1.0        | Jun            |
| 7          | ▲2.2                    | ▲2.0                      | ▲4.7                | ▲6.6      | ▲1.0                                     | ▲0.8                    | ▲2.7                 | ▲4.1                           | ▲3.8                        | ▲0.2    | 0.9        | Jul            |

Sales value (million yen)

Percentage change from the same month/term of the previous year (%)





第21表 ホームセンター都道府県別販売額等及び前年同月比増減率

Table21 Home improvement stores sales value by prefectures and the percentage change from the same month of the previous year

(単位:百万円、店、%) (million yen)

| 都道府県<br>Prefecture |           | 販売額<br>Sales value |  | 店舗数<br>Number of establishments |  |
|--------------------|-----------|--------------------|--|---------------------------------|--|
|                    |           |                    | 前年同月比増減率<br>percentage change from the same month of the previous year |                                 | 前年同月比増減率<br>percentage change from the same month of the previous year |
| 北海道                | Hokkaido  |                    |  |                                 |  |
| 青森                 | Aomori    | 3,830              | ▲5.0   | 92                              | 0.0  |
| 岩手                 | Iwate     | 3,920              | ▲5.4   | 97                              | ▲1.0   |
| 宮城                 | Miyagi    | 6,272              | ▲1.6   | 120                             | 0.0  |
| 秋田                 | Akita     | 2,851              | ▲2.2   | 80                              | ▲1.2   |
| 山形                 | Yamagata  | 3,081              | ▲0.7   | 70                              | ▲2.8   |
| 福島                 | Fukushima | 6,261              | ▲0.7   | 127                             | 0.0  |
| 茨城                 | Ibaraki   | 11,263             | ▲0.8   | 129                             | 0.0  |
| 栃木                 | Tochigi   | 6,466              | ▲0.4   | 97                              | 2.1  |
| 群馬                 | Gunma     | 7,675              | 3.6  | 93                              | 2.2  |
| 埼玉                 | Saitama   | 18,401             | ▲3.0   | 167                             | ▲2.9   |
| 千葉                 | Chiba     | 17,274             | ▲1.5   | 174                             | ▲1.7   |
| 東京                 | Tokyo     | 17,500             | ▲0.2   | 165                             | 5.1  |
| 神奈川                | Kanagawa  | 13,902             | ▲3.0   | 137                             | 3.8  |
| 新潟                 | Niigata   | 7,690              | ▲2.2   | 169                             | 0.0  |
| 富山                 | Toyama    | 2,289              | ▲4.8   | 50                              | 2.0  |
| 石川                 | Ishikawa  | 1,817              | ▲3.5   | 32                              | 0.0  |
| 福井                 | Fukui     | 934                | ▲6.3   | 28                              | 0.0  |
| 山梨                 | Yamanashi | 2,751              | ▲0.1   | 52                              | 0.0  |
| 長野                 | Nagano    | 9,439              | ▲1.4   | 124                             | 0.0  |
| 岐阜                 | Gifu      | 5,271              | ▲7.6   | 90                              | 0.0  |
| 静岡                 | Shizuoka  | 8,908              | ▲2.1   | 108                             | 1.9  |
| 愛知                 | Aichi     | 14,678             | ▲3.7   | 155                             | 3.3  |
| 三重                 | Mie       | 4,922              | ▲2.0   | 81                              | 5.2  |
| 滋賀                 | Shiga     | 3,371              | ▲3.5   | 64                              | 1.6  |
| 京都                 | Kyoto     | 4,832              | 1.0  | 78                              | 8.3  |
| 大阪                 | Osaka     | 16,052             | ▲2.8   | 181                             | 2.8  |
| 兵庫                 | Hyogo     | 11,299             | ▲3.9   | 173                             | ▲1.7   |
| 奈良                 | Nara      | 2,538              | ▲6.6   | 50                              | 0.0  |
| 和歌山                | Wakayama  | 2,546              | ▲4.5   | 56                              | ▲1.8   |
| 鳥取                 | Tottori   | 1,449              | ▲4.7   | 38                              | ▲2.6   |
| 島根                 | Shimane   | 1,936              | ▲4.6   | 46                              | 2.2  |
| 岡山                 | Okayama   | 4,840              | ▲2.8   | 104                             | 2.0  |
| 広島                 | Hiroshima | 7,567              | ▲2.9   | 136                             | ▲0.7   |
| 山口                 | Yamaguchi | 3,051              | ▲2.7   | 78                              | ▲3.7   |
| 徳島                 | Tokushima | 1,510              | ▲2.3   | 44                              | 2.3  |
| 香川                 | Kagawa    | 2,394              | ▲3.2   | 46                              | 2.2  |
| 愛媛                 | Ehime     | 3,146              | ▲6.7   | 66                              | 3.1  |
| 高知                 | Kochi     | 1,198              | ▲7.1   | 39                              | 0.0  |
| 福岡                 | Fukuoka   | 10,219             | 0.9  | 169                             | 1.2  |
| 佐賀                 | Saga      | 2,159              | 5.7  | 53                              | 1.9  |
| 長崎                 | Nagasaki  | 3,010              | ▲0.9   | 60                              | 1.7  |
| 熊本                 | Kumamoto  | 5,061              | ▲1.7   | 100                             | 0.0  |
| 大分                 | Oita      | 4,056              | 0.8  | 64                              | 1.6  |
| 宮崎                 | Miyazaki  | 3,276              | 0.5  | 53                              | 0.0  |
| 鹿児島                | Kagoshima | x                  | x  | 50                              | 0.0  |
| 沖縄                 | Okinawa   | x                  | x  | 2                               | 0.0  |

## 第22表 卸売業、小売業別期末商品手持額及び前年同期末比増減率

Table22 Wholesale and Retail commodity stocks at the end of term and the percentage change from the same term of the previous year

|   |          | 卸売業<br>Wholesale                       | 小売業<br>Retail  | Year<br>and<br>Month |
|---|----------|--|--|----------------------|
|   |          | 大規模<br>卸売店<br>Large-scale<br>wholesale | 百貨店・<br>スーパー<br>Department stores<br>and<br>supermarkets |                      |
| 商品手持額<br>Commodity stocks                                       | 2021年 6月 | (億円)<br>(100 million yen)              | (百万円)<br>(million yen)                                   | Jun.2021             |
|   |          | 67,586                                 | 966,240  | Sep.                 |
|   | 9        | 72,219                                 | 928,184  | Dec.                 |
|   | 12       | 76,505                                 | 996,733  | Mar.2022             |
|   | 2022年 3月 | 79,792                                 | 921,268  | Jun.                 |
|   |          | 6                                      | 87,541   | 928,089              |
| 前年同期末比増減率<br>Percentage change<br>from the previous year<br>(%) | 2021年 6月 |  | (既存店)<br>(adjusted)                                      | Jun.2021             |
|   |          | 2.2                                    | ▲5.7 ( ▲5.5 )  | Sep.                 |
|   | 9        | 9.0                                    | ▲7.7 ( ▲7.7 )  | Dec.                 |
|   | 12       | 15.8                                   | ▲7.0 ( ▲6.9 )  | Mar.2022             |
|   | 2022年 3月 | 25.0                                   | ▲5.2 ( ▲5.5 )  | Jun.                 |
|   |          | 6                                      | 29.5   | ▲3.9 ( ▲4.2 )        |

注1:既存店とは、調査月において、当月と前年同月でともに存在した事業所の数値である。

注2:前年同期末比増減率は、ギャップを調整するリンク係数(付表参照)で処理した数値で計算している。

Note1: "Adjusted" means that the percentage change is calculated only with figures collected from establishments which were surveyed in both years

Note2:The percentage change from the same term of the previous year is calculated using the linked coefficient to adjust for discrepancies Refer to the Appendix table

付表 リンク係数表 Appendix The linked coefficient table

前年(度、同期、同月)比は、以下の事由によるギャップを調整するリンク係数で処理した数値で計算している。

The percentage change from the same month/term of the previous year is calculated using the linked coefficient to adjust for discrepancies resulting from revisions describing below notes.

| 業種別商業販売                                    |                                | 2020年3月   |
|--|--------------------------------|-----------|
| Commercial sales value by type of business |                                | Mar.,2020 |
| 商業計  | Total                          | 1,2501    |
| 卸売業  | Wholesale                      | 1,3482    |
| 各種商品卸売業                                    | General Merchandise            | 0,7748    |
| 繊維品卸売業                                     | Textiles                       | 0,9250    |
| 衣服・身の回り品卸売業                                | Apparel & Accessories          | 1,3855    |
| 農畜産物・水産物卸売業                                | Livestock & Aquatic Products   | 1,5510    |
| 食料・飲料卸売業                                   | Food & Beverages               | 1,1391    |
| 建築材料卸売業                                    | Building Materials             | 1,3390    |
| 化学製品卸売業                                    | Chemicals                      | 1,6468    |
| 鉱物・金属材料卸売業                                 | Minerals & Metals              | 1,4398    |
| 機械器具卸売業                                    | Machinery & Equipment          | 1,7027    |
| 産業機械器具卸売業                                  | Industry Machinery & Equipment | 2,3435    |
| 自動車卸売業                                     | Motor Vehicles                 | 1,5703    |
| 電気機械器具卸売業                                  | Electrical Machinery & Equipm  | 1,5005    |
| その他の機械器具卸売業                                | Others                         | 2,2440    |
| 家具・建具・じゅう器卸売業                              | Furniture & House Furnishings  | 2,3084    |
| 医薬品・化粧品卸売業                                 | Medicine & Toiletries          | 1,2017    |
| その他の卸売業                                    | Others                         | 1,2025    |
| 小売業  | Retail                         | 1,0521    |
| 各種商品小売業                                    | General Merchandise            | 1,0302    |
| 織物・衣服・身の回り品小売業                             | Fabrics Apparel & Accessories  | 0,9329    |
| 飲食料品小売業                                    | Food & Beverages               | 0,9789    |
| 自動車小売業                                     | Motor Vehicles                 | 0,9987    |
| 機械器具小売業                                    | Machinery & Equipment          | 1,5525    |
| 燃料小売業                                      | Fuel                           | 1,0229    |
| 医薬品・化粧品小売業                                 | Medicine & Toiletry stores     | 1,4002    |
| その他小売業                                     | Others                         | 0,8953    |
| 無店舗小売業                                     | Nonstore retailers             | 1,4152    |
| 参考   | Reference                      | 1,0663    |

(注1) Note1: 水準の調整による

| 大規模卸売店商品別販売                      |                                  | 2020年3月   |
|----------------------------------|----------------------------------|-----------|
| Sales by Large-Scale Wholesalers |                                  | Mar.,2020 |
| 合計                               | Total                            | 1,0716    |
| 繊維品                              | Textiles                         | 1,1017    |
| 衣服・身の回り品                         | Apparel & Accessories            | 1,3367    |
| 農畜産物・水産物                         | Livestock & Aquatic Products     | 1,0208    |
| 食料・飲料                            | Food & Beverages                 | 1,2333    |
| 医薬品・化粧品                          | Medicine & Cosmetics             | 1,2115    |
| 化学製品                             | Chemicals                        | 1,0133    |
| 石油・石炭                            | Petroleum & Coal                 | 0,9406    |
| 鉱物                               | Minerals & Metals                | 1,5401    |
| 鉄鋼                               | Iron & Steel                     | 0,9943    |
| 非鉄金属                             | Non-ferrous Metals               | 1,0596    |
| 一般機械器具                           | Industrial Machinery             | 1,0092    |
| 自動車                              | Motor Vehicles                   | 1,0209    |
| その他の輸送用機械器具                      | Other Transport Equipment        | 0,9376    |
| 家庭用電気機械器具                        | Household Electrical Machinery   | 0,7960    |
| その他の機械器具                         | Other Machinery                  | 1,0143    |
| 建築材料                             | Construction Materials           | 1,2825    |
| 紙・紙製品                            | Paper & Paper Products           | 0,9709    |
| その他の商品                           | Others                           | 1,2799    |
| 商品輸出額                            | Exports                          | 1,0165    |
| 輸入品の国内卸売販売額                      | Domes icwholesaleofimportgoods   | 1,1077    |
| 国内仕入品の国内卸売販売額                    | Domes icwholesaleofdomesticgoods | 1,0815    |
| 商品手持額(合計)                        | Commodity Stocks(Total)          | 1,1024    |

(注2) Note2: 標本切替えによる

| 百貨店・スーパー販売                               |                               | 2020年3月(Mar.,2020) |              |
|--|-------------------------------|--------------------|--------------|
| Department stores and supermarkets sales |                               | 合計                 | スーパー         |
|  |                               | Total              | Supermarkets |
| 合計                                       | Total                         | 1,0755             | 1,1114       |
| 衣料品                                      | Clothes                       | 1,0037             | 1,0134       |
| 紳士服・洋品                                   | Men's                         | 1,0023             | 1,0062       |
| 婦人・子供服・洋品                                | Women's & Children's          | 1,0021             | 1,0074       |
| その他衣料品                                   | Other clothing                | 1,0225             | 1,0523       |
| 身の回り品                                    | Accessories                   | 1,0036             | 1,0210       |
| 飲食料品                                     | Food & Beverages              | 1,1046             | 1,1253       |
| その他                                      | Others                        | 1,0515             | 1,0913       |
| 家具                                       | Furniture                     | 1,0198             | 1,0598       |
| 家庭用電気機械器具                                | Household Electric Appliances | 1,1169             | 1,1297       |
| 家庭用品                                     | Household Equipmen            | 1,0803             | 1,1290       |
| その他                                      | Others                        | 1,0473             | 1,0834       |
| 食堂・喫茶                                    | Restaurants & Caf             | 1,0014             | 1,0139       |
| 商品券                                      | Gift Certificate              | 1,0244             | 1,0718       |
| 従業者数                                     | Number of Employees           | 1,1048             | 1,1195       |
| 売場面積                                     | Sales Floor Area              | 1,0609             | 1,0762       |
| 商品手持額(合計)                                | Commodity Stocks(Total)       | 1,0426             | 1,0597       |

(注3) Note3: 対象事業所の見直しによる

| 百貨店・スーパー販売  |                     | 2020年3月(Mar.,2020)    |              |        |        |
|---|---------------------|-----------------------|--------------|--------|--------|
| Department stores and supermarkets sales                            |                     | 合計                    | スーパー         |        |        |
|   |                     | Total                 | Supermarkets |        |        |
| 経済産業局<br>Regional Bureaus of METI                                   | 北海道                 | Hokkaido              | 1,0545       | 1,0686 |        |
|   | 東北                  | Tohoku                | 1,0965       | 1,1144 |        |
|   | 関東                  | Kanto                 | 1,1118       | 1,1729 |        |
|   | 中部                  | Chubu                 | 1,0352       | 1,0465 |        |
|   | 近畿                  | Kansai                | 1,0322       | 1,0547 |        |
|   | 中国                  | Chugoku               | 1,0202       | 1,0276 |        |
|   | 四国                  | Shikoku               | 1,1055       | 1,1316 |        |
|   | 九州                  | Kyushu                | 1,0680       | 1,1015 |        |
|   | 沖縄                  | Okinawa               |              |        |        |
|   | 都道府県<br>Prefectures | 北海道                   | Hokkaido     | 1,0545 | 1,0686 |
|   |                     | 青森                    | Aomori       | 1,0959 | 1,1190 |
|   |                     | 岩手                    | Iwate        | 1,1290 | 1,1636 |
|   |                     | 宮城                    | Miyagi       | 1,0135 | 1,0170 |
|   |                     | 秋田                    | Akita        | 1,4561 | 1,5143 |
|   |                     | 山形                    | Yamagata     |        |        |
|   |                     | 福島                    | Fukushima    | 1,1083 | 1,1220 |
|   |                     | 茨城                    | Ibaraki      | 1,2742 | 1,3057 |
|   |                     | 栃木                    | Tochigi      | 1,1635 | 1,2302 |
|   |                     | 群馬                    | Gunma        | 1,2503 | 1,2887 |
| 埼玉  |                     | Saitama               | 1,2554       | 1,3133 |        |
| 千葉  |                     | Chiba                 | 1,0850       | 1,1049 |        |
| 東京  |                     | Tokyo                 | 1,0474       | 1,1169 |        |
| 神奈川   |                     | Kanagawa              | 1,1067       | 1,1537 |        |
| 新潟  |                     | Niigata               | 1,0583       | 1,0677 |        |
| 富山  |                     | Toyama                | 1,0154       | 1,0184 |        |
| 石川  |                     | Ishikawa              | 1,0064       | 1,0081 |        |
| 福井  |                     | Fukui                 | 1,0740       | 1,0879 |        |
| 山梨  |                     | Yamanashi             | 1,3500       | 1,3947 |        |
| 長野  |                     | Nagano                | 1,1073       | 1,1233 |        |
| 岐阜  |                     | Gifu                  | 1,0276       | 1,0292 |        |
| 静岡  |                     | Shizuoka              | 1,0805       | 1,1001 |        |
| 愛知  |                     | Aichi                 | 1,0231       | 1,0338 |        |
| 三重  |                     | Mie                   | 1,1347       | 1,1510 |        |
| 滋賀  |                     | Shiga                 | 1,0226       | 1,0248 |        |
| 京都  |                     | Kyoto                 | 1,0255       | 1,0507 |        |
| 大阪  |                     | Osaka                 | 1,0275       | 1,0588 |        |
| 兵庫  |                     | Hyogo                 | 1,0534       | 1,0759 |        |
| 奈良  |                     | Nara                  | 1,0156       | 1,0208 |        |
| 和歌山   |                     | Wakayama              | 1,0101       | 1,0126 |        |
| 鳥取  |                     | Tottori               | 1,0844       | 1,1186 |        |
| 島根  |                     | Shimane               | 1,0497       | 1,0565 |        |
| 岡山  |                     | Okayama               | 1,0317       | 1,0414 |        |
| 広島  | Hiroshima           | 1,0080                | 1,0125       |        |        |
| 山口  | Yamaguchi           |                       |              |        |        |
| 徳島  | Tokushima           | 1,1489                | 1,1786       |        |        |
| 香川  | Kagawa              | 1,1935                | 1,2311       |        |        |
| 愛媛  | Ehime               | 1,0324                | 1,0429       |        |        |
| 高知  | Kochi               | 1,0788                | 1,0960       |        |        |
| 福岡  | Fukuoka             | 1,0330                | 1,0602       |        |        |
| 佐賀  | Saga                | 1,0417                | 1,0465       |        |        |
| 長崎  | Nagasaki            | 1,0416                | 1,0510       |        |        |
| 熊本  | Kumamoto            | 1,0409                | 1,0622       |        |        |
| 大分  | Oita                | 1,0512                | 1,0854       |        |        |
| 宮崎  | Miyazaki            | 1,0756                | 1,0924       |        |        |
| 鹿児島   | Kagoshima           | 1,3862                | 1,5815       |        |        |
| 沖縄  | Okinawa             |                       |              |        |        |
| 東京特別区・政令指定都市<br>Special ward of Tokyo and ordinance-designated city | 札幌                  | Sapporo               | 1,0115       | 1,0170 |        |
|   | 仙台                  | Sendai                | 1,0236       | 1,0370 |        |
|   | さいたま                | Saitama               | 1,1586       | 1,2556 |        |
|   | 千葉                  | Chiba                 | 1,0291       | 1,0475 |        |
|   | 東京特別区               | Special ward of Tokyo | 1,0250       | 1,0747 |        |
|   | 横浜                  | Yokohama              | 1,0720       | 1,1407 |        |
|   | 川崎                  | Kawasaki              | 1,1473       | 1,1492 |        |
|   | 相模原                 | Sagamihara            | 1,3059       | 1,3059 |        |
|   | 新潟                  | Niigata               | 1,0558       | 1,0798 |        |
|   | 静岡                  | Shizuoka              | 1,1248       | 1,2516 |        |
|   | 浜松                  | Hamamatsu             | 1,0286       | 1,0413 |        |
|   | 名古屋                 | Nagoya                | 1,0154       | 1,0353 |        |
|   | 京都                  | Kyoto                 |              |        |        |
|   | 大阪                  | Osaka                 | 1,0064       | 1,0231 |        |
|   | 堺                   | Sakai                 | 1,0909       | 1,1271 |        |
|   | 神戸                  | Kobe                  | 1,0435       | 1,0872 |        |
|   | 岡山                  | Okayama               | 1,0072       | 1,0118 |        |
|   | 広島                  | Hiroshima             |              |        |        |
|   | 福岡                  | Fukuoka               | 1,0246       | 1,0883 |        |
| 北九州   | Kitakyushu          | 1,1064                | 1,2003       |        |        |
| 熊本  | Kumamoto            |                       |              |        |        |

(注4) Note4: 空欄はリンク係数が無いことを示す

- Notes:1 With the results of the "2016 Economic Census for Business Activity" as the basis, level adjustment (benchmark update) was made in the Preliminary Report on the current Survey of Commerce (Feb.,2020), there exists some discontinuity between the time series of monthly sales, etc. up to February 2020. Therefore, the monthly sales, etc., up to February 2020 are to be multiplied by the linked coefficients to connect the March 2020 survey with those afterwards.
- 2 As a change was made to use the establishments surveyed for the 2012 Economic Census for Business Activity, as the population from the July 2015 survey onwards, there exists some discontinuity between the time series of monthly sales, term-end inventory and inventory-sales ratio up to June 2015. Therefore, the monthly sales, etc., up to June 2015 are to be multiplied by linked coefficients to connect the July 2015 survey with those afterwards.
- 3 As to correct overlaps between the Department stores and supermarkets survey and the former the mass merchandise specialty retailers survey from July,2015, there exists some discontinuity between the time series of monthly sales, etc. up to June 2015. Therefore, the monthly sales, etc., up to June 2015 are to be multiplied by the linked coefficients to connect the July 2015 survey with those afterwards.
- 4 Blank cell means no linked coefficient.

(続き) 付表 リンク係数表 Appendix The linked coefficient table

前年(度、同期、同月)比は、以下の事由によるギャップを調整するリンク係数で処理した数値で計算している。

The percentage change from the same month/term of the previous year is calculated using the linked coefficient to adjust for discrepancies resulting from revisions describing below notes.

| コンビニエンスストア販売       |                            | 2021年3月<br>(Mar. 2021) |
|--------------------|----------------------------|------------------------|
| Convenience stores |                            | 販売額<br>Sales           |
| 商品販売額              | Sales of Goods (Total)     | 0.9973                 |
| ファーストフード及び日配食品     | Fast foods and dailyfoods  | 0.9977                 |
| 加工食品               | Processed foods            | 0.9972                 |
| 非食品                | non-foods                  | 0.9968                 |
| サービス売上高            | Sales of Services          | 0.9954                 |
| 合計                 | Total (Goods and services) | 0.9972                 |
| 店舗数                | Establishments             | 0.9928                 |

(注1) Note1 対象事業所の見直しによる

(注2) Note2 空欄はリンク係数が無いことを示す

Note

- As a change was made to revised the establishments from the March 2021 survey onwards, there exists some discontinuity between the time series of monthly sales, etc. up to Feb., 2021. Therefore, the monthly sales, etc., up to March 2021 are to be multiplied by the linked coefficients to connect the Mar 2021 survey with those afterwards.

- Blank cell means no linked coefficient.

| コンビニエンスストア販売                      |                      | 2021年3月(Mar.,2021) |                                 |
|-----------------------------------|----------------------|--------------------|---------------------------------|
| Convenience stores                |                      | 販売額<br>Sales       | 店舗数<br>Number of establishments |
| 経済産業局<br>Regional Bureaus of METI | 北海道 Hokkaido         |                    |                                 |
|                                   | 東北 Tohoku            |                    |                                 |
|                                   | 関東 Kanto             | 0.9985             | 0.9945                          |
|                                   | 中部 Chubu             | 0.9987             | 0.9961                          |
|                                   | 近畿 Kansai            | 0.9982             | 0.9950                          |
|                                   | 中国 Chugoku           | 0.9786             | 0.9590                          |
|                                   | 四国 Shikoku           |                    |                                 |
|                                   | 九州 Kyushu            | 0.9939             | 0.9861                          |
|                                   | 沖縄 Okinawa           |                    |                                 |
|                                   | 九州・沖縄 Kyushu-Okinawa | 0.9946             | 0.9875                          |

| 都道府県<br>prefectures |           | 2021年3月(Mar.,2021) |                                 |
|---------------------|-----------|--------------------|---------------------------------|
|                     |           | 販売額<br>Sales       | 店舗数<br>Number of establishments |
| 北海道                 | Hokkaido  |                    |                                 |
| 青森                  | Aomori    |                    |                                 |
| 岩手                  | Iwate     |                    |                                 |
| 宮城                  | Miyagi    |                    |                                 |
| 秋田                  | Akita     |                    |                                 |
| 山形                  | Yamagata  |                    |                                 |
| 福島                  | Fukushima |                    |                                 |
| 茨城                  | Ibaraki   | 0.9987             | 0.9940                          |
| 栃木                  | Tochigi   |                    | 0.9989                          |
| 群馬                  | Gunma     |                    |                                 |
| 埼玉                  | Saitama   | 0.9988             | 0.9930                          |
| 千葉                  | Chiba     | 0.9977             | 0.9883                          |
| 東京                  | Tokyo     | 0.9975             | 0.9926                          |
| 神奈川                 | Kanagawa  | 0.9987             | 0.9956                          |
| 新潟                  | Niigata   |                    |                                 |
| 富山                  | Toyama    | 0.9938             | 0.9843                          |
| 石川                  | Ishikawa  | 0.9928             | 0.9796                          |
| 福井                  | Fukui     |                    |                                 |
| 山梨                  | Yamanashi |                    |                                 |
| 長野                  | Nagano    |                    |                                 |
| 岐阜                  | Gifu      |                    |                                 |
| 静岡                  | Shizuoka  |                    |                                 |
| 愛知                  | Aichi     |                    | 0.9983                          |
| 三重                  | Mie       |                    |                                 |
| 滋賀                  | Shiga     |                    | 0.9982                          |
| 京都                  | Kyoto     | 0.9989             | 0.9953                          |
| 大阪                  | Osaka     | 0.9968             | 0.9928                          |
| 兵庫                  | Hyogo     | 0.9989             | 0.9954                          |
| 奈良                  | Nara      |                    |                                 |
| 和歌山                 | Wakayama  |                    |                                 |
| 鳥取                  | Tottori   | 0.9938             | 0.9753                          |
| 島根                  | Shimane   | 0.9868             | 0.9667                          |
| 岡山                  | Okayama   | 0.9862             | 0.9730                          |
| 広島                  | Hiroshima | 0.9666             | 0.9422                          |
| 山口                  | Yamaguchi | 0.9838             | 0.9642                          |
| 徳島                  | Tokushima |                    |                                 |
| 香川                  | Kagawa    |                    |                                 |
| 愛媛                  | Ehime     |                    | 0.9983                          |
| 高知                  | Kochi     |                    |                                 |
| 福岡                  | Fukuoka   | 0.9942             | 0.9813                          |
| 佐賀                  | Saga      | 0.9978             | 0.9890                          |
| 長崎                  | Nagasaki  | 0.9730             | 0.9723                          |
| 熊本                  | Kumamoto  | 0.9971             | 0.9851                          |
| 大分                  | Oita      | 0.9940             | 0.9916                          |
| 宮崎                  | Miyazaki  |                    |                                 |
| 鹿児島                 | Kagoshima |                    |                                 |
| 沖縄                  | Okinawa   |                    |                                 |

(続き) 付表 リンク係数表 Appendix The linked coefficient table

前年(度、同期、同月)比は、以下の事由によるギャップを調整するリンク係数で処理した数値で計算している。

The percentage change from the same month/term of the previous year is calculated using the linked coefficient to adjust for discrepancies resulting from revisions describing below notes.

| 家電大型専門店販売   |                               | 2020年3月<br>(Mar.,2020) |
|---|-------------------------------|------------------------|
| Large-scale speciality retailers for home electric appliances sales value |                               | 販売額<br>Sales           |
| 商品販売額   |                               | 1.0037                 |
| AV家電  | Audio visual home electronics | 1.0066                 |
| 情報家電  | Information appliances        |                        |
| 通信家電  | Communication appliances      |                        |
| カメラ類  | Cameras                       | 1.0024                 |
| 生活家電  | Home electric appliances      | 1.0041                 |
| その他   | Others                        | 1.0095                 |
| 店舗数   | Establishments                | 1.0024                 |

(注1) Note1 調査対象企業の見直しによる(2020年3月)

(注2) Note2 空欄はリンク係数が無いことを示す

Note

1 As a change was made to revised the establishments from the March 2020 survey onwards, there exists some discontinuity between the time series of monthly sales, etc. up to Feb., 2020.

Therefore, the monthly sales, etc., up to February 2020 are to be multiplied by the linked coefficients to connect the March 2020 survey with those afterwards.

2 Blank cell means no linked coefficient.

| 家電大型専門店販売   |                     | 2020年3月(Mar.,2020) |                                 |        |
|---|---------------------|--------------------|---------------------------------|--------|
| Large-scale speciality retailers for home electric appliances sales value |                     | 販売額<br>Sales       | 店舗数<br>Number of establishments |        |
| 経済産業局<br>Regional Bureaus of METI   | 北海道                 | Hokkaido           |                                 |        |
|   | 東北                  | Tohoku             |                                 |        |
|   | 関東                  | Kanto              | 1.0099                          | 1.0199 |
|   | 中部                  | Chubu              |                                 |        |
|   | 近畿                  | Kansai             |                                 |        |
|   | 中国                  | Chugoku            |                                 |        |
|   | 四国                  | Shikoku            |                                 |        |
|   | 九州                  | Kyushu             | 0.9862                          | 0.9617 |
|   | 沖縄                  | Okinawa            |                                 |        |
|   | 都道府県<br>prefectures | 北海道                | Hokkaido                        |        |
| 青森  |                     | Aomori             |                                 |        |
| 岩手  |                     | Iwate              |                                 |        |
| 宮城  |                     | Miyagi             |                                 |        |
| 秋田  |                     | Akita              |                                 |        |
| 山形  |                     | Yamagata           |                                 |        |
| 福島  |                     | Fukushima          |                                 |        |
| 茨城  |                     | Ibaraki            |                                 |        |
| 栃木  |                     | Tochigi            |                                 |        |
| 群馬  |                     | Gunma              |                                 |        |
| 埼玉  |                     | Saitama            | 1.0954                          | 1.1066 |
| 千葉  |                     | Chiba              | 1.0045                          | 1.0084 |
| 東京  |                     | Tokyo              | 1.0028                          | 1.0234 |
| 神奈川   |                     | Kanagawa           |                                 |        |
| 新潟  |                     | Niigata            |                                 |        |
| 富山  |                     | Toyama             |                                 |        |
| 石川  |                     | Ishikawa           |                                 |        |
| 福井  |                     | Fukui              |                                 |        |
| 山梨  |                     | Yamanashi          |                                 |        |
| 長野  |                     | Nagano             |                                 |        |
| 岐阜  |                     | Gifu               |                                 |        |
| 静岡  |                     | Shizuoka           |                                 |        |
| 愛知  |                     | Aichi              |                                 |        |
| 三重  |                     | Mie                |                                 |        |
| 滋賀  |                     | Shiga              |                                 |        |
| 京都  |                     | Kyoto              |                                 |        |
| 大阪  |                     | Osaka              |                                 |        |
| 兵庫  |                     | Hyogo              |                                 |        |
| 奈良  |                     | Nara               |                                 |        |
| 和歌山   |                     | Wakayama           |                                 |        |
| 鳥取  |                     | Tottori            |                                 |        |
| 島根  |                     | Shimane            |                                 |        |
| 岡山  |                     | Okayama            |                                 |        |
| 広島  |                     | Hiroshima          |                                 |        |
| 山口  |                     | Yamaguchi          |                                 |        |
| 徳島  |                     | Tokushima          |                                 |        |
| 香川  |                     | Kagawa             |                                 |        |
| 愛媛  |                     | Ehime              |                                 |        |
| 高知  |                     | Kochi              |                                 |        |
| 福岡  |                     | Fukuoka            |                                 |        |
| 佐賀  |                     | Saga               |                                 |        |
| 長崎  |                     | Nagasaki           |                                 |        |
| 熊本  |                     | Kumamoto           |                                 |        |
| 大分  |                     | Oita               |                                 |        |
| 宮崎  |                     | Miyazaki           |                                 |        |
| 鹿児島   |                     | Kagoshima          | 0.8806                          | 0.7209 |
| 沖縄  |                     | Okinawa            |                                 |        |

(続き) 付表 リンク係数表 Appendix The linked coefficient table

前年(度、同期、同月)比は、以下の事由によるギャップを調整するリンク係数で処理した数値で計算している。

The percentage change from the same month/term of the previous year is calculated using the linked coefficient to adjust for discrepancies resulting from revisions describing below notes.

| ドラッグストア販売            |   | 2019年1月<br>(Jan.,2019) |
|----------------------|---|------------------------|
| Drugstore sales      |   | 販売額<br>Sales           |
| <b>商品販売額</b>         |   | <b>1.0167</b>          |
| 調剤医薬品                | Dispensing pharmaceutical products                          | 1.2764                 |
| OTC医薬品               | Over the counter medical products                           | 0.9881                 |
| ヘルスケア用品(衛生用品)・介護・ベビー | Health care (sanitary goods) nursing care and baby products | 0.9896                 |
| 健康食品                 | Health foods  | 0.9891                 |
| ビューティケア(化粧品・小物)      | Beauty care (cosmetic products and goods)                   | 1.0052                 |
| トイレタリー               | Toiletry goods  | 1.0040                 |
| 家庭用品・日用消耗品・ペット用品     | Household utensils, daily necessities, pet products         |                        |
| 食品                   | Food  |                        |
| その他                  | Others  | 1.0190                 |
| <b>店舗数</b>           | <b>Establishments</b>                                       | <b>0.9985</b>          |

(注1) Note1 一部事業所の数値の訂正による(2019年1月)

(注2) Note2 空欄はリンク係数が無いことを示す

Note

- The data of drugstore sales during the period from January to December 2019 were modified retroactively as a consequence of the data modification of some establishments. Therefore, the monthly sales, etc., up to December 2018 are to be multiplied by the linked coefficients to connect the January 2019 survey with those afterwards.
- Blank cell means no linked coefficient.

| ドラッグストア販売                         |                     | 2019年1月(Jan.,2019) |                                 |
|-----------------------------------|---------------------|--------------------|---------------------------------|
| Drugstore sales                   |                     | 販売額<br>Sales       | 店舗数<br>Number of establishments |
| 経済産業局<br>Regional Bureaus of METI | 北海道 Hokkaido        |                    |                                 |
|                                   | 東北 Tohoku           | 1.0031             |                                 |
|                                   | 関東 Kanto            | 1.0358             |                                 |
|                                   | 中部 Chubu            | 1.0049             |                                 |
|                                   | 近畿 Kansai           | 1.0126             |                                 |
|                                   | 中国 Chugoku          |                    |                                 |
|                                   | 四国 Shikoku          |                    |                                 |
|                                   | 九州 Kyushu           | 0.9935             | 0.9849                          |
|                                   | 沖縄 Okinawa          | 0.8495             | 0.9733                          |
|                                   | 都道府県<br>prefectures | 北海道 Hokkaido       |                                 |
| 青森 Aomori                         |                     |                    |                                 |
| 岩手 Iwate                          |                     |                    |                                 |
| 宮城 Miyagi                         |                     | 1.0037             |                                 |
| 秋田 Akita                          |                     |                    |                                 |
| 山形 Yamagata                       |                     | 1.0014             |                                 |
| 福島 Fukushima                      |                     | 1.0087             |                                 |
| 茨城 Ibaraki                        |                     | 1.0594             |                                 |
| 栃木 Tochigi                        |                     | 1.0179             |                                 |
| 群馬 Gunma                          |                     | 1.0255             |                                 |
| 埼玉 Saitama                        |                     | 1.0448             |                                 |
| 千葉 Chiba                          |                     | 1.0474             |                                 |
| 東京 Tokyo                          |                     | 1.0211             |                                 |
| 神奈川 Kanagawa                      |                     | 1.0446             |                                 |
| 新潟 Niigata                        |                     | 1.0178             |                                 |
| 富山 Toyama                         |                     | 1.0213             |                                 |
| 石川 Ishikawa                       |                     | 1.0072             |                                 |
| 福井 Fukui                          |                     |                    |                                 |
| 山梨 Yamanashi                      |                     | 1.0398             |                                 |
| 長野 Nagano                         |                     | 1.0248             |                                 |
| 岐阜 Gifu                           |                     |                    |                                 |
| 静岡 Shizuoka                       |                     | 1.0402             |                                 |
| 愛知 Aichi                          |                     | 1.0030             |                                 |
| 三重 Mie                            |                     | 1.0045             |                                 |
| 滋賀 Shiga                          |                     | 1.0087             |                                 |
| 京都 Kyoto                          |                     | 1.0041             |                                 |
| 大阪 Osaka                          |                     | 1.0168             |                                 |
| 兵庫 Hyogo                          |                     | 1.0165             |                                 |
| 奈良 Nara                           |                     | 1.0097             |                                 |
| 和歌山 Wakayama                      |                     |                    |                                 |
| 鳥取 Tottori                        |                     |                    |                                 |
| 島根 Shimane                        |                     |                    |                                 |
| 岡山 Okayama                        |                     |                    |                                 |
| 広島 Hiroshima                      |                     |                    |                                 |
| 山口 Yamaguchi                      |                     | 1.0013             |                                 |
| 徳島 Tokushima                      |                     |                    |                                 |
| 香川 Kagawa                         |                     |                    |                                 |
| 愛媛 Ehime                          |                     |                    |                                 |
| 高知 Kochi                          |                     |                    |                                 |
| 福岡 Fukuoka                        |                     | 1.0034             | 0.9885                          |
| 佐賀 Saga                           |                     | 0.9844             | 0.9355                          |
| 長崎 Nagasaki                       |                     | 0.9939             | 0.9917                          |
| 熊本 Kumamoto                       |                     | 0.9936             | 0.9831                          |
| 大分 Oita                           |                     | 0.9848             | 0.9836                          |
| 宮崎 Miyazaki                       |                     | 1.0025             |                                 |
| 鹿児島 Kagoshima                     |                     | 0.9630             | 0.9897                          |
| 沖縄 Okinawa                        |                     | 0.8495             | 0.9733                          |



### 公表予定

|           | 2022年7月分      | 8月分            | 9月分            | 10月分           |
|-----------|---------------|----------------|----------------|----------------|
| 速報(08:50) | 2022年8月31日(水) | 2022年9月30日(金)  | 2022年10月31日(月) | 2022年11月29日(火) |
| 確報(13:30) | 2022年9月15日(木) | 2022年10月17日(月) | 2022年11月15日(火) | 2022年12月15日(木) |

問い合わせ先 〒100-8902 東京都千代田区霞が関1-3-1  
経済産業省大臣官房調査統計グループ サービス動態統計室  
TEL (代表)03-3501-1511(内線)2898~9  
03-3501-3892(ダイヤルイン)  
E-mail : qqcebj@meti.go.jp



政府統計

統計情報アクセス用URL

<https://www.meti.go.jp/statistics/index.html>

(商業動態統計速報は、再生紙を使用しております)